

Marshall University Board of Governors  
Board Meeting  
Chris Cline Athletic Complex  
June 24, 2015

Present: Michael G. Sellards, Chair; Dr. Marty Amerikaner; Phyllis Arnold; James Bailes; Philip Cline; Oshel Craigo (by phone); Tim Dagostine; Dave Haden; Ed Howard; Christie Kinsey; Dale Lowther; Joseph McDonie; Wyatt Scaggs; Joseph Touma, MD; Duncan Waugaman; Miriah Young;

**I. Call To Order**

The meeting was called to order by Mr. Sellards, Chairman, at 12:32 p.m. Special mention was made for Dr. Amerikaner, as this was his last meeting as Faculty Representative. He has served four years (2 terms). Dr. Cam Brammer, the new Faculty representative, was introduced. She is the Chair of Communication Studies.

**II. Approval of Prior Minutes**

Upon a motion by Dr. Touma, seconded by Mr. McDonie, the meeting minutes for April 29, 2015 were unanimously approved.

**III. Nominating Committee**

The Nominating Committee met and discussed the positions of Chairman, Vice Chairman, and Secretary to the Board. Mr. Bailes asked for Board approval for Mr. Sellards as Chairman, Mr. Howard as Vice Chairman, and Mr. Scaggs as Secretary. Upon a motion by Mr. Bailes, seconded by Dr. Touma, the nominations were unanimously approved by the Board of Governors.

**IV. Presentation by Dr. David Trowbridge regarding CLIO**

Dr. Trowbridge, a professor in the History Department, talked about Theclio.com and invited each Board Member to download the app on their phones. Clio is an educational website and mobile application that guides the public to thousands of historical and cultural sites throughout the United States.

The name, Clio, is named after the ancient muse of history. Clio uses GPS to reach the public where they stand and is a guide to museums, historic and cultural sites. It is “free” to everyone.

**V. Presentation for Student Health Vaccination Policy (Information)**

Amy Saunders, Director of Student Health Education Programs and Kathleen Napier, RN, BSN,

Nursing Director with the Cabell County Health Department, discussed changes they would like the Board to consider going forward to the Vaccination Policy. Current policy requires all students to have their Measles, Mumps and Rubella (MMR) and the offices of Student Affairs, Operations, Student Health Education Programs, the School of Medicine/Marshall Health and the Cabell County Health Department, has recommended the institution's vaccination policy for incoming students be updated. They would like to **require** all students to get Meningococcal; Tetanus, Diphtheria and Pertussis (Tdap); and Hepatitis B vaccines. International Students/Students Who Have Traveled Abroad for Extended Period, add Tuberculosis (TB) screening (PPD or T-SPOT); Human Immunodeficiency Virus (HIV) screening and physical exam. This item will be brought back to the Board at a later time.

## **VI. Committee Meeting Reports**

### **Academic and Student Affairs Committee:**

Mr. Howard discussed the reports presented at the Committee Meeting. He noted that the action item "Addition of Degree: Master of Science in Clinical and Translational Science was being held until the next meeting. Three of the action items were grouped together and unanimously approved upon a motion by Mr. Craig, and seconded by Mrs. Young. The items were:

Addition of a Degree Program: Bachelor of Science in Mechanical Engineering

*Resolved, that the Marshall University Board of Governors approve the addition of a degree program of Bachelor of Science in Mechanical Engineering.*

Addition of a Degree Program: Master of Science in Mechanical Engineering

*Resolved, that the Marshall University Board of Governors approve the addition of a degree program of Master of Science in Mechanical Engineering.*

Addition of a Degree Program: Master of Science in Biomechanics

*Resolved, that the Marshall University Board of Governors approve the addition of a degree program of Master of Science in Biomechanics.*

One item, the Elimination of a Degree Program: Bachelor of Business Administration in Risk Management & Insurance was also moved by Mr. Craig, and seconded by Mrs. Young. Following discussion, the motion was approved with one abstention (Mr. Haden).

*Resolved, that the Marshall University Board of Governors approve the elimination of a degree program – Bachelor of Business Administration in Risk Management & Insurance.*

Dr. Ormiston gave an overview and update of Academic Affairs. He discussed the move from Forensics to the College of Science. Also, he asked Karen McComas, and Teresa Eagle to speak to the group regarding the Service Portfolio part of 2020. They also spoke on continuing education and online programming, as well.

### **Finance, Audit and Facilities Planning Committee**

Mr. Lowther, Chair of the Finance, Audit and Facilities Planning Committee gave an overview of the financial position of Marshall University and the decline in government funding of higher education in West Virginia and nationally.

#### A) Investment Earnings Update

Because of investment declines, Lee Scott, Sr., SVP, Wealth Management, Institutional Consultant, will be here in July 2015 to meet with the President and Finance Department.

The Investment Earnings Update was discussed, and, upon a motion by Mr. Howard, seconded by Mr. Scaggs, the Board unanimously approved the following resolution:

*Resolved, that the Marshall University Board of Governors receives the Investment Earnings Report for the 10 months ending April 30, 2015.*

#### B) Nine Months ending March 31, 2015, Financial/Budget Report

Upon a motion by Mrs. Arnold, seconded by Dr. Touma, the Board unanimously approved the following resolution:

*Resolved, that the Board of Governors receives the Financial/Budget Report for the nine months ending March 31, 2015.*

#### C) FY 2016-2021 Capital Budget Request

The Higher Education Policy Commission requires each spending unit submit a listing of capital projects. After approval by the Board, it will be forwarded to the West Virginia Budget Office. Upon a motion by Mr. Scaggs, seconded by Dr. Touma, the Board unanimously approved the following resolution:

*Resolved, that the Marshall University Board of Governors approve the attached FY 2016-2021 Capital Projects List.*

**This has been added as Appendix A to these Minutes**

D) Schedule of Marshall University Tuition and Fees for Fiscal Year 2015-2016.

After much discussion in the Committee Meeting and the Board Meeting, upon a motion by Mr. Haden, seconded by Dr. Touma, the Board unanimously approved the following resolution:

*Resolved, that the Marshall University Board of Governors approves the schedule of Marshall University Tuition and Fees, for Fiscal Year 2015-2016.*

**This has been added as Appendix B to these Minutes**

E) Fiscal Year 2015-2016 Budget

After much discussion in the Committee Meeting and the Board Meeting, upon a motion by Mr. Haden, seconded by Mr. Howard, the Board unanimously approved the following resolution:

*Resolved, that the Marshall University Board of Governors approves the proposed Budget for Fiscal Year 2015-2016.*

## **VII. President's Report**

President White gave a report on:

- Academic/Research Excellence
- Recruitment and Retention
- Marketing Effort
- Fiscal Responsibility
- Metrics for success measuring.

## **VIII. Chairman Report**

Chairman Sellards thanked Dr. Amerikaner for his commitment to Marshall University and wise counsel during his term as Faculty representative.

## **IX. Executive Session**

Upon a motion by Mr. Dagostine, seconded by Mrs. Arnold, the Board voted to go into Executive Session. After a period of discussion time, upon a motion by Mr. Dagostine, seconded by Mrs. Arnold, the Board returned to open session. Upon a motion by Mrs. Young, seconded by Mr. Waugaman, the Board accepts the naming opportunities as presented.

**X. Announcements**

Mr. Sellards gave an update on the Presidential Search.

**XI. Adjournment**

Upon a motion by Dr. Touma, seconded by Mr. Lowther and unanimously approved, the Board Meeting was adjourned.

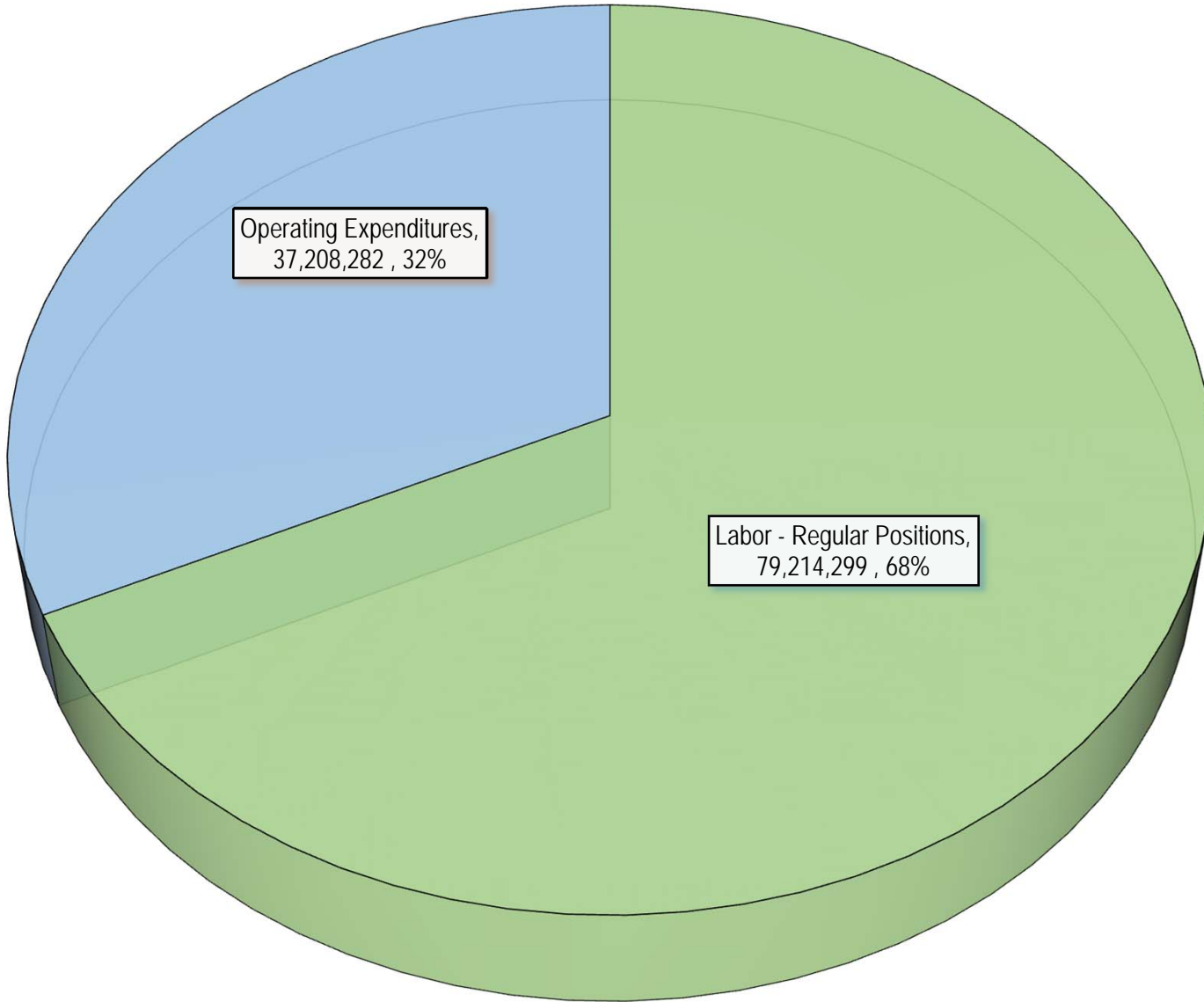


Marshall University (no SOM or MURC)  
Proposed FY2016 Core Budget 6-16-15

	Proposed FY2016 Core Budget	Adjust #1	4/28/2015	Final Adjust	Proposed FY2016
<b>SOURCES</b>					
State Appropriations	46,706,119	47,262,017	47,262,017	-	47,262,017
Education & General Fees	47,841,855	47,841,855	55,256,855	1,500,000	56,756,855
Off Campus Fees	640,000	640,000	-	-	-
E-Course - Institutional Share			400,000	-	400,000
E-Course - Fall & Spring	7,722,000	7,722,000		-	-
Core Program Fees	1,713,750	1,713,750	2,712,750	500,000	3,212,750
Core Course Fees	199,000	109,000	-	-	-
Core Lab Fees	1,173,000	1,173,000	-	-	-
E-Delivery Fees	-	-	1,280,000	-	1,280,000
Core Other Revenues	1,481,900	1,481,900	1,481,900	49,000	1,530,900
Overhead Cost Recovery	1,654,538	1,654,538	1,944,059	-	1,944,059
E&G Contingency			(1,300,000)	-	(1,300,000)
20/20 RRT Net Revenue				3,000,000	3,000,000
Investment Earnings			1,000,000	-	1,000,000
Summer - Institutional Share			1,000,000	-	1,000,000
Transfer of INTO Revenue			220,000	116,000	336,000
<b>Total Sources</b>	<b>109,132,162</b>	<b>109,598,060</b>	<b>111,257,581</b>	<b>5,165,000</b>	<b>116,422,581</b>
<b>USES</b>					
Regular Positions-filled	58,684,488	58,220,905	58,048,074	(942,221)	57,105,853
Regular Positions-vacant w/active search	2,177,498	2,232,352	2,744,350	135,332	2,879,682
Regular Positions-vacant w/o active search	2,271,472	2,426,263	1,110,032	182,635	1,292,667
Annual Experience Increment	772,528	759,749	748,199	(3,780)	744,419
Engineering recruiting (5 Faculty 2 Staff)			690,000	-	690,000
Salary Adj-Promo, AEI, Reclass	400,000	400,000	400,000	-	400,000
Salary Pool	1,894,004	1,886,386	1,857,074	(18,728)	1,838,346
Deferred Salary Increase - Jan 2016				(1,000,000)	(1,000,000)
Vacancy Savings				(1,000,000)	(1,000,000)
Benefits	16,574,267	16,506,841	16,425,755	(162,423)	16,263,332
<b>Sub Total Personnel</b>	<b>82,774,257</b>	<b>82,432,496</b>	<b>82,023,484</b>	<b>(2,809,185)</b>	<b>79,214,299</b>
Budget Unit Operation Allocations	41,216,155	39,525,493	37,708,561	999,721	38,708,282
Funded Depr. & Classroom Enhancement	-	-	-	(1,500,000)	(1,500,000)
<b>Sub Total Expenditures</b>	<b>41,216,155</b>	<b>39,525,493</b>	<b>37,708,561</b>	<b>(500,279)</b>	<b>37,208,282</b>
<b>Total Uses</b>	<b>123,990,412</b>	<b>121,957,989</b>	<b>119,732,045</b>	<b>(3,309,464)</b>	<b>116,422,581</b>
<b>Budget Balance</b>	<b>(14,858,250)</b>	<b>(12,359,929)</b>	<b>(8,474,464)</b>	<b>8,474,464</b>	<b>-</b>

PROPOSED FY2016 OPERATING BUDGET 6/16/15  
REGULAR LABOR - OPERATING EXPENDITURES \$116,422,581

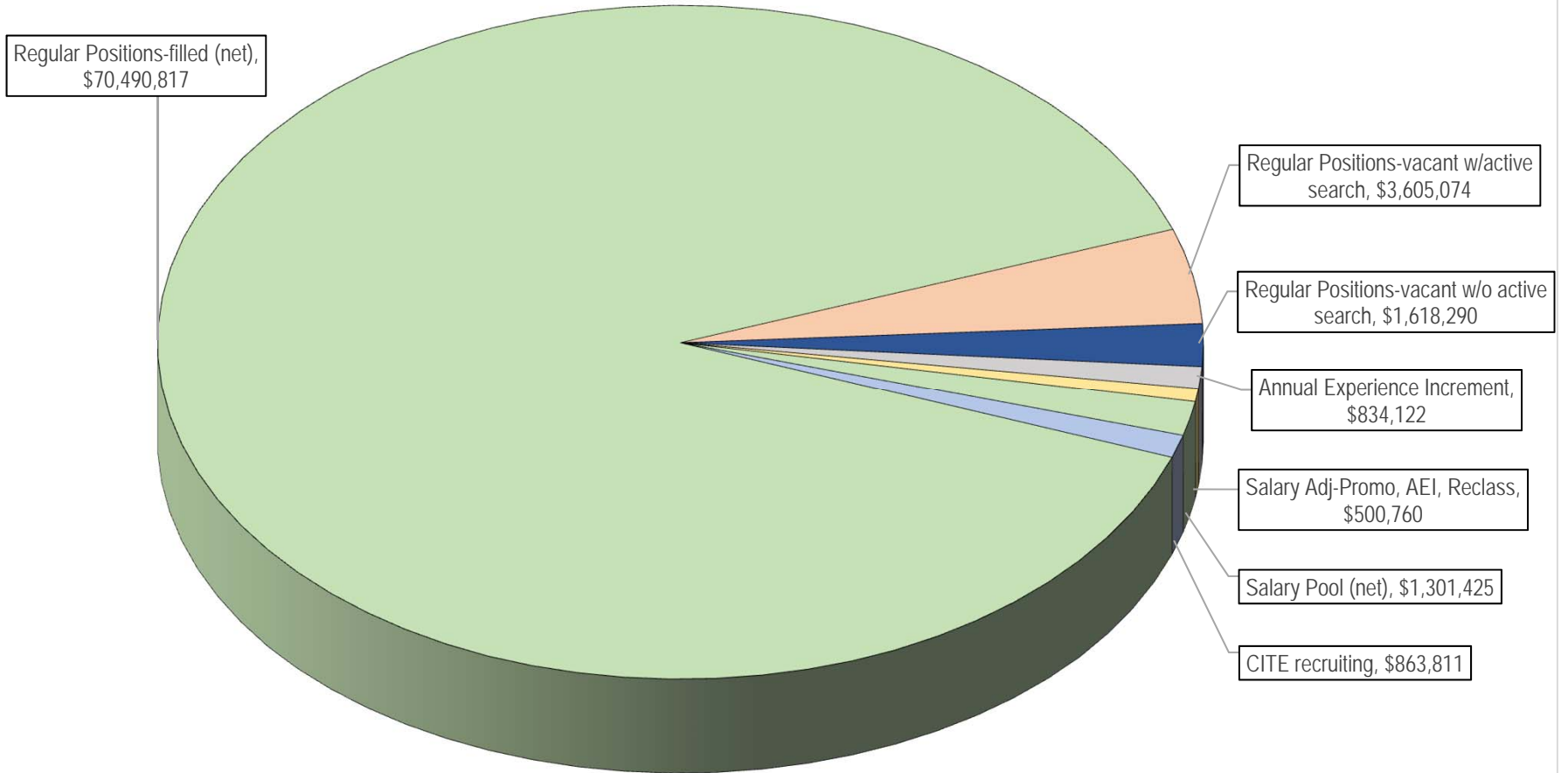
Chart 1





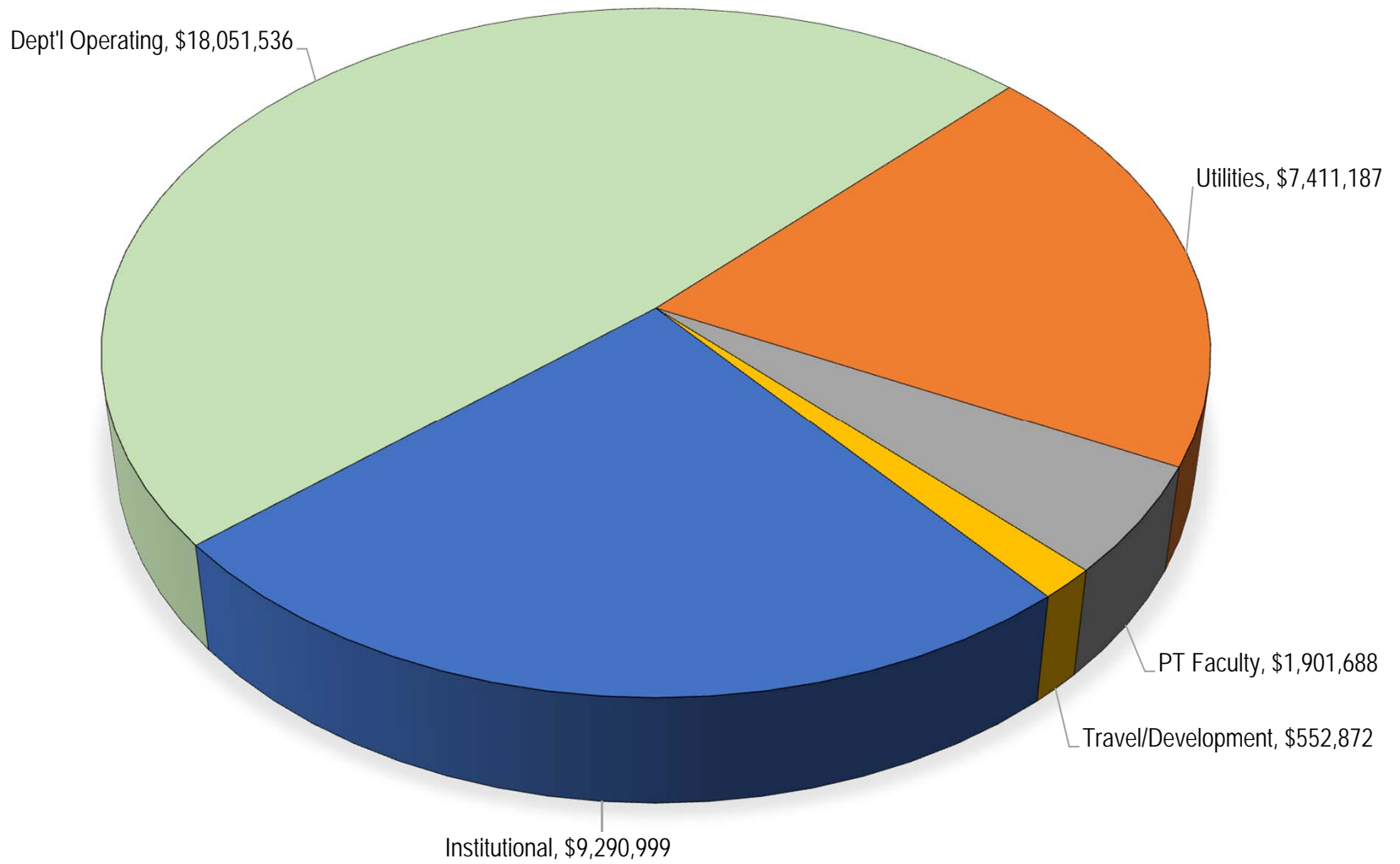
Proposed FY2016 Labor Breakout 6/16/15  
Includes benefits - \$79,214,299

Chart 2



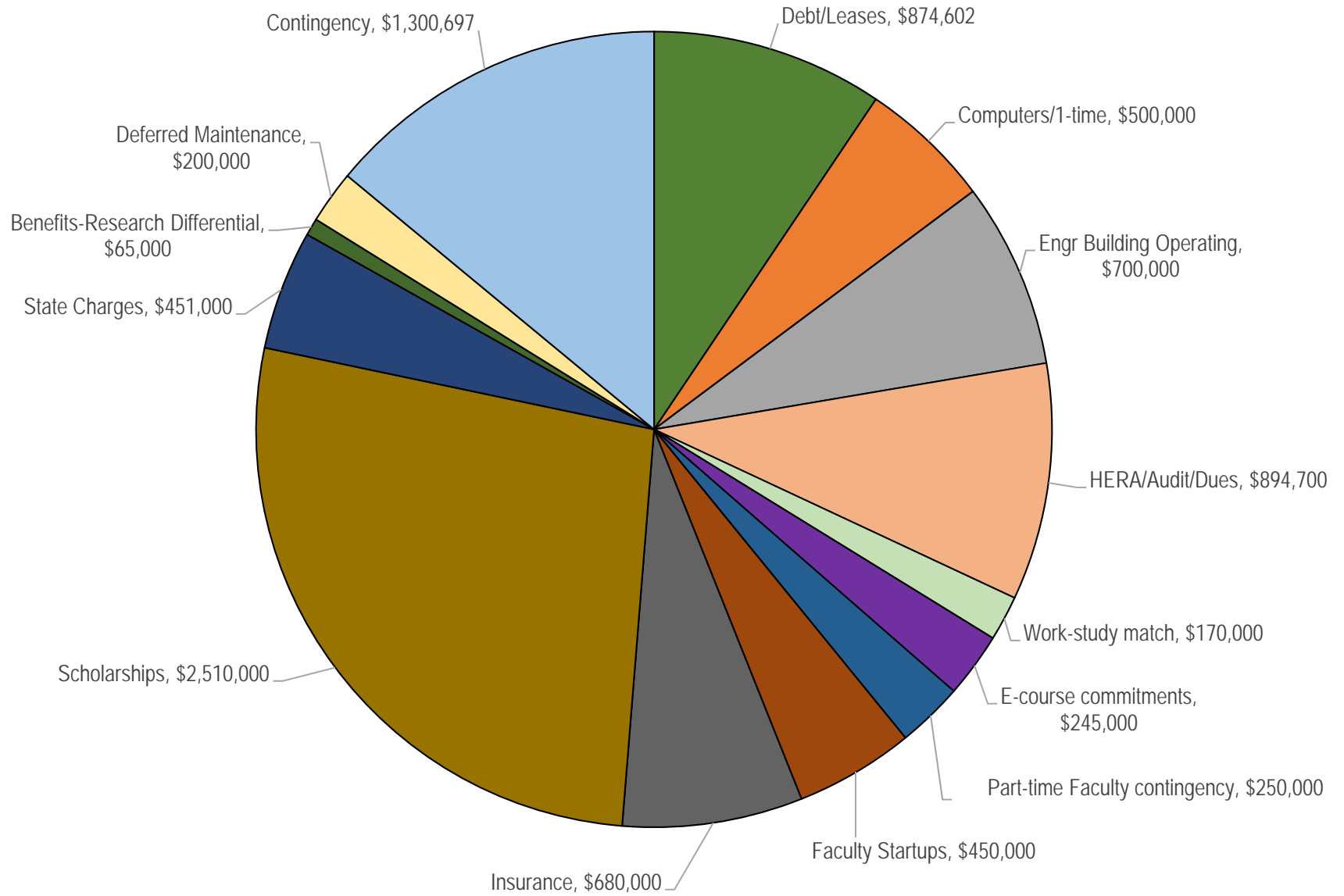
PROPOSED FY2016 OPERATING EXPENDITURES 6/16/15  
\$37,208,282

Chart 3



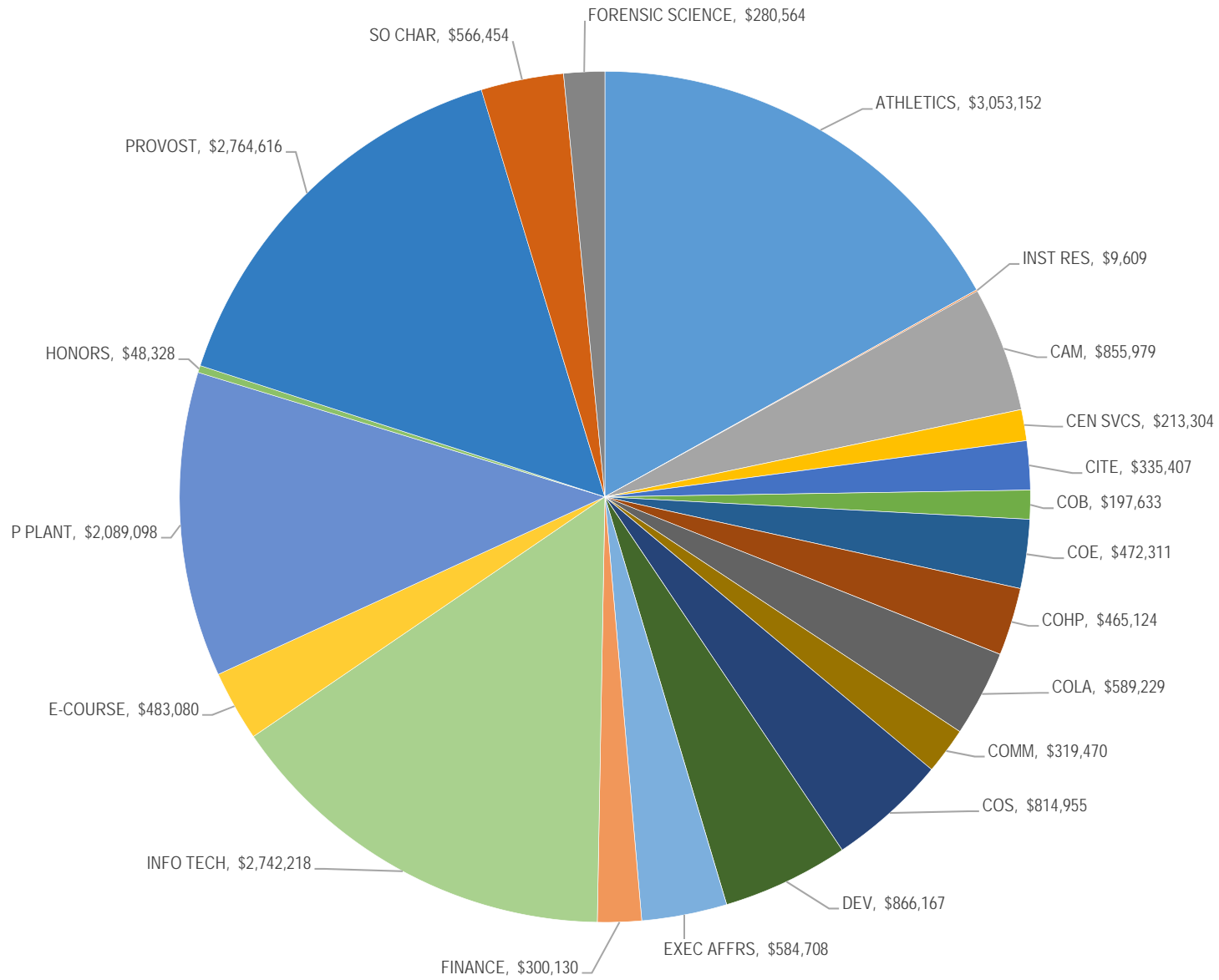
Proposed FY2016 Institutional Budget 6/16/15  
\$9,290,999

Chart 4



Proposed FY2016 Departmental Operating 6/16/15  
\$18,051,536

Chart 5



Proposed FY2016 Core Operating Allocations Budget  
6-16-15

Table 6

Budget Unit	Regular Positions includes CFB			Unallocated Labor	Travel	PT Faculty	Utilities	Operating	Total	%
	Vacant No Search	Core Filled	Vacant with Search							
College of Business	33,820	6,884,232	175,011	-	72,551	100,845	-	197,633	7,464,092	6.4%
South Charleston	-	941,694	-	-	9,750	306,893	-	566,454	1,824,791	1.6%
Finance	241,898	2,831,690	31,752	-	14,542	-	-	300,130	3,420,012	2.9%
College of Science	233,675	9,355,897	234,307	-	90,000	247,048	-	814,955	10,975,882	9.4%
College of IT & ENGR	42,915	3,139,597	1,232,348	-	34,168	53,215	-	335,407	4,837,650	4.2%
College of Liberal Arts	58,839	10,081,764	101,751	-	138,065	436,323	-	589,229	11,405,971	9.8%
College of Health Prof	156,431	5,044,499	458,531	-	10,896	304,925	-	465,124	6,440,406	5.5%
College of Arts & Media	-	5,024,751	66,271	-	-	162,451	-	855,979	6,109,452	5.2%
College of Education	164,570	5,815,588	500,835	-	31,086	289,988	-	472,311	7,274,378	6.2%
Honors College	199,343	-	-	-	2,650	-	-	48,328	250,321	0.2%
Athletics	-	-	-	-	-	-	-	3,053,152	3,053,152	2.6%
Physical Plant	121,558	4,766,465	33,687	-	-	-	7,411,187	2,089,098	14,421,995	12.4%
Forensic Science	-	-	-	-	-	-	-	280,564	280,564	0.2%
Central Services	-	1,175,159	-	-	9,017	-	-	213,304	1,397,480	1.2%
Executive Affairs	-	2,845,519	711,935	-	21,700	-	-	584,708	4,163,862	3.6%
Provost Admin	108,801	6,201,535	363,180	-	58,900	-	-	2,764,616	9,497,032	8.2%
Information Technology	62,845	6,448,496	516,539	-	53,297	-	-	2,742,218	9,823,395	8.4%
Communications	193,594	453,169	-	-	4,750	-	-	319,470	970,983	0.8%
Institutional Research	-	273,757	-	-	1,500	-	-	9,609	284,866	0.2%
Development	-	-	-	-	-	-	-	866,167	866,167	0.7%
E-Course	-	207,008	42,739	-	-	-	-	483,080	732,827	0.6%
Institutional	-	-	-	1,636,304	-	250,000	-	9,040,999	10,927,303	9.4%
<b>Total</b>	<b>1,618,289</b>	<b>71,490,820</b>	<b>4,468,886</b>	<b>1,636,304</b>	<b>552,872</b>	<b>2,151,688</b>	<b>7,411,187</b>	<b>27,092,535</b>	<b>116,422,581</b>	<b>100.0%</b>

Proposed FY2016 Core Operating Budget Distribution 6/16/15  
 \$116,422,581

Chart 7

