

# West Virginia Young Writers Contest

## County Coordinators

### Directions for Preparing and Submitting Winning Entries and Winners' Information Online

Young Writers Coordinators are required to upload the entries of the six county winners and enter information about them to an online site (**web address and directions in Part III on page 2**). This accomplishes three important things:

- The online system verifies timely submission of all entries by the due date, Monday, **February 27, 2017**.
- The digital files are submitted to an online anti-plagiarism tool.
- The electronic submissions will be used for judging, thereby reducing paper and the cost of mailing.

**Only the signed Permission Release Form for each county winner will be sent by regular mail. Do not mail entries.**

**If you encounter difficulty or have questions about any part of this process, please contact Kathy Zimmerman, [kzimmerm@marshall.edu](mailto:kzimmerm@marshall.edu), 304-746-1925.**

#### Part A. Collect the cover sheet and the Permission Release Form for each county winner.

1. **Cover Sheets:** County Coordinators should receive all completed cover sheets from the schools. Each cover sheet provides information about a winning student, including his or her, grade, school, teacher, and parent or guardian contact information. That information **will be submitted using an online form** in the Marshall University Blackboard (MU OnLine) site following the steps in Part D of these directions.
2. **Permission Release Form:** All **ORIGINAL** signed forms for the winning students must be collected by the county coordinators. County coordinators should scan and keep a copy of each form for records.
3. All of the county winners' original cover sheets and Permission Release Forms must be sent in one packet, **postmarked no later than February 27, 2017**, to:

**West Virginia Young Writers Contest  
Attn: Kathy Zimmerman  
Marshall University  
100 Angus E. Peyton Drive  
South Charleston, WV 25303**

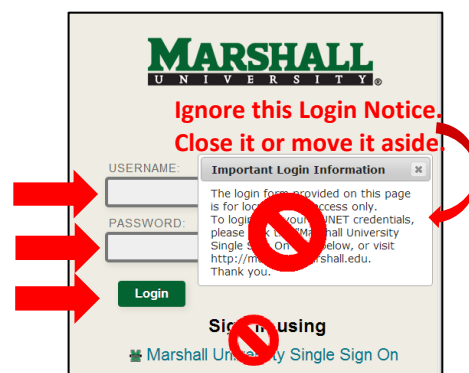
#### Part B. Prepare each winning entry and save each as a Word document file.

Before submitting any entries online, the files must be prepared and saved properly. (County Coordinators may request that this be done by the winner's teacher and sent by email to the coordinator.)

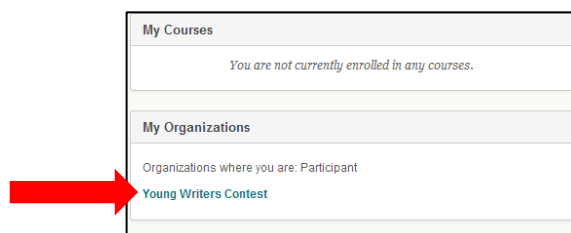
1. Be sure that each winning entry has been saved as a **Microsoft Word document**.
2. Each Word document should be formatted as follows:
  - a. Margins: 1" all around
  - b. Font: Times New Roman or Arial
  - c. Font Size: 12
  - d. Line Spacing: Double
3. Type the following information at the top left of the first page of the copy to be submitted electronically:
  - a. The title of the story
  - b. The level of the submission (such as Grade 1-2, Grade 3-4, etc.)
  - c. Do **NOT** include any student name or other information.
4. Save each file using the name of the entry as the file name. **Do not use any punctuation or spaces in the file name, as that could make the file unreadable in Blackboard, even if it works fine on your computer.** The only punctuation in the file name should be the period supplied by the program (such as .doc or .docx).
  - a. For example, if the full title of the story is actually "Grandma's Cooking: A Li'l Pinch of Love," save the file as **GrandmasCookingALilPinchofLove**.
  - b. That will produce the file name **GrandmasCookingALilPinchofLove.doc** or **GrandmasCookingALilPinchofLove.docx**, depending on your version of Microsoft Word.
5. Save all the files in a folder that you can locate easily on your computer.

## Part C. Log in to the Young Writers Contest Organization at Marshall University.

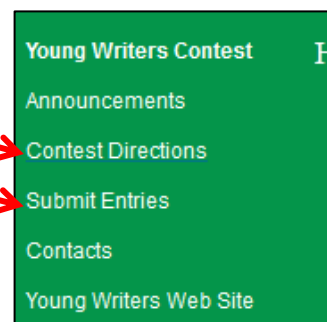
1. Use your computer browser to go to the [Marshall Blackboard login page](https://marshall-bb.blackboard.com/) (URL: <https://marshall-bb.blackboard.com/>).  
**You MUST use that address to reach the contest entry submission site. DO NOT** simply search for Blackboard or MUOnline, or use the Marshall web page links to MUOnline, as those will **not** allow access to the contest submission site.
2. **Ignore** the small notice titled “**Important Login Information**” and move it aside if necessary to see the Username and Password fields clearly. **DO NOT** click “Marshall University Single Sign On.”
3. Enter your username and password in the spaces provided and click **Login**.



4. In the center column, under **My Organizations**, click **Young Writers Contest**.



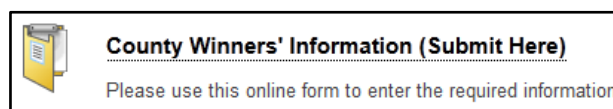
5. Review the directions on the **Contest Directions** page, the first page you see, to be sure you have followed them.
6. Click **Submit Entries** in the course menu.
7. Review the directions on the **Submit Entries** page.
8. Note that you **cannot change** a file or submit again to a category once you click **Submit**. You may want to submit a “practice file” first to practice the submission process. You may submit as many times as you like to the **Practice File** category.



## Part D. Submit required information about the winners online.

In addition to submitting entries online, County Coordinators will also submit information about the winners and their teachers using an online form. You will need the following information to fill out the form completely. Please enter all names exactly the way they should appear in the Young Writers Day Program.

- County Coordinator:
  - Full Name
  - Contact information (email, phone number, and complete mailing address)
- Each Grade Level County Winner:
  - Title of the entry
  - Student's full name
  - Parent or guardian contact information
  - Student's actual grade level
  - Full name of the school the student attends
  - Full name of the student's teacher
  - Email address for the teacher

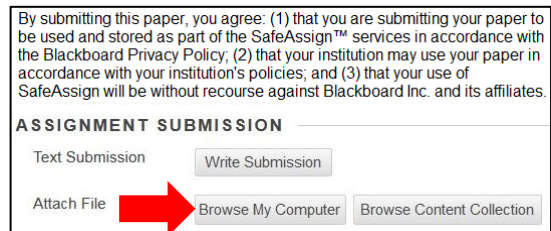
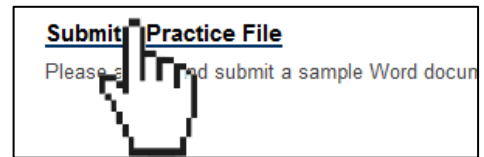


You do not have to enter all of the information at one time. Simply click **Save All Answers** and exit the form if needed. You may continue at a later time. When the form is completely filled out and ready to be submitted, be sure you click **Save and Submit**. You cannot re-open this form after you submit it. Contact Barbie Norvell if you have questions.

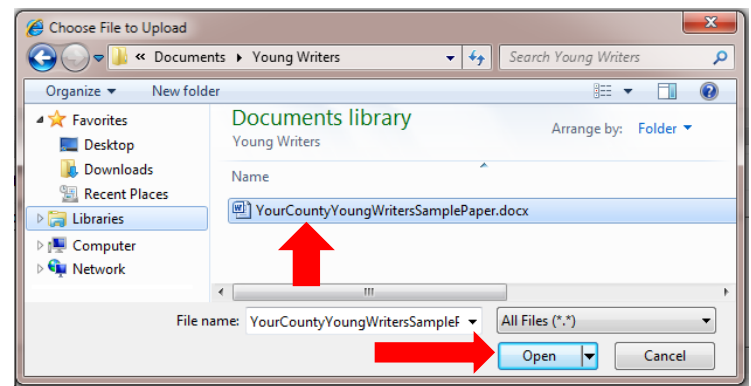
## Part E. Submit the files of the winning papers online.

Note that you **cannot change** a file or submit again to a category once you click **Submit**. You may want to submit a “practice file” first to practice the submission process. You may submit as many times as you like to the **Practice File** category.

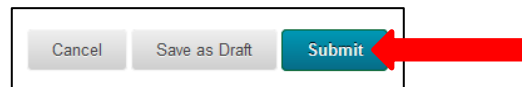
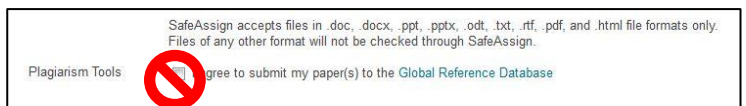
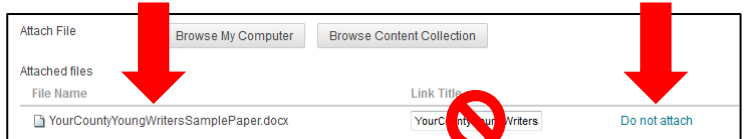
1. On the **Submit Entries** page, click the name of the grade level category of the winning entry file you are submitting. (This example uses the Practice File category.)
2. Under Assignment Submission beside **Attach File**, click the button labeled **Browse My Computer**.



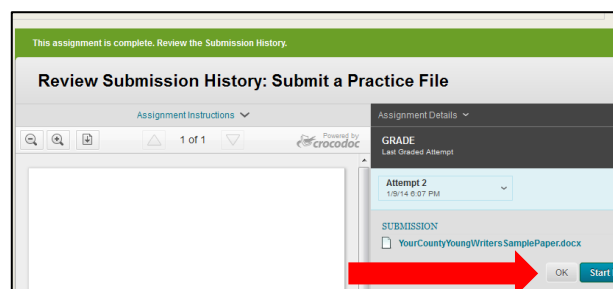
3. Locate the appropriate file on your computer and click the file name to select it.
4. Click **Open** to attach the file for submission.



5. The file name should then be listed under **Attached Files**. Check to be sure you have selected the correct file for this category. Do **NOT** change the name of the file in the box under **Link Title**.
6. **If you made a mistake and attached an incorrect file**, click **Do not attach** at the far right and repeat steps 3-7 to select and attach the correct file. **Do not click** the Plagiarism Tools box; the entry will still be checked for plagiarism. **Note:** you **cannot change** a file or submit again to a category after you click **Submit**.
7. When the correct file is attached, click **Submit** at the bottom right of the page.



8. The **Review Submission History** page displays the name of the file and the date and time it was submitted. Click **OK** to return to the **Submit Entries** page. You may then submit another file to a different category or log out of the site if you have completed submitting entries.



Repeat the process to submit each winning entry, making sure to submit each at the correct grade level.

**If you encounter difficulty or need help with any part of this process, please contact Kathy Zimmerman, [kzimmerm@marshall.edu](mailto:kzimmerm@marshall.edu), 304-746-1925.**