

Request for Graduate Addition, Deletion, or Change of Area of Emphasis-Page 1

1. Prepare one paper copy with all signatures and supporting material and forward to the Graduate Council Chair.
2. E-mail one PDF copy without signatures to the Graduate Council Chair. If attachments included, please merge into a single file.
3. **The Graduate Council cannot process this application until it has received both the PDF copy and the signed hard copy.**

College: Arts & MediaDept/Division: School of Music and TheatreContact Person: Martin W. SaundersPhone: 64316

Action Requested




Check action requested: Addition Deletion ChangeDegree Program Master of ArtsArea of Emphasis Jazz StudiesEffective Term/Year Fall 20 16 Spring 20 Summer 20

Notifications

Attach a copy of written notification regarding this curriculum request to the following:

1. Statement of Non-Duplication: If this area of emphasis will be similar in title or content to an existing area of emphasis, please send a memo to the affected department/division and include a copy with this packet as well as the response received from the affected department.
2. If your department/division requires additional faculty, equipment, or specialized materials, attach an estimate of cost and time required to secure these items.

Signatures: if disapproved at any level, do not sign. Return to previous signer with recommendation attached.

Dept. Chair/Division Head <u></u>	Date <u>12/7/15</u>
Registrar <u></u>	Date <u>2/26/16</u>
College Curriculum Chair <u></u>	Date <u>2/23/16</u>
College Dean _____	Date _____
Graduate Council Chair _____	Date _____
Provost/VP Academic Affairs _____	Date _____
President _____	Date _____

Request for Graduate Addition, Deletion, or Change of Area of Emphasis-Page 2

1. Please provide a rationale for addition, deletion, change:

The Master of Arts with Emphasis in Jazz Studies offers graduate students the opportunity to study jazz performance techniques, pedagogy, and similar professional skills at an advanced level. This emphasis would greatly enhance and extend current offerings of our graduate studies program and the Master of Arts degree. Addition of this emphasis would also assist with recruitment and continuing to build the undergraduate program in jazz studies, and would help put Marshall University at the forefront of jazz education in the state of West Virginia. Currently, West Virginia University is the only other state institution offering any type of graduate or undergraduate degree in jazz studies.

2. Please describe any changes in curriculum:

Course number, title, credit hours. Note whether each course is required or optional. Enter NONE if no change.

Please see the attached proposal for curriculum, course numbers, titles, credit hours, and required coursework.

3. **Additional Resource Requirements:** If your program requires additional faculty, equipment or specialized materials to ADD or CHANGE this Area of Emphasis attach an estimate of the time and money required to secure these items. May attach separate page if needed

NOTE: approval of this form does not imply approval for additional resources. Enter NOT APPLICABLE if not applicable.

NOT APPLICABLE

4. **NON-DUPLICATION:**

If a question of possible duplication occurs, attach a copy of the correspondence sent to the appropriate department(s) describing the request and any response received from them.

Enter NONE if not applicable.

NONE

For catalog changes as a result of the above action, please fill in the following pages.

Request for Graduate Addition, Deletion, or Change of Area of Emphasis-Page 3

5. **Current Catalog Description**

Insert the *Current* Catalog Description and page number from the latest catalog for entries you would like to change.
(May attach separate page if needed)

No change is necessary, just an added area of emphasis to the description on pages:

Page 83 - "Areas of Emphasis"

Page 86 - List of curriculum after the "Music Composition" emphasis

6. **Edits to the Current Description**

Attach a PDF copy of the current catalog description prepared in MS Word with strikethroughs to mark proposed deletions and use the highlight function to indicate proposed new text.

7. **New Catalog Description**

Insert a 'clean' copy of your proposed description, i.e., no strikethroughs or highlighting included. This should be what you are proposing for the new description. (May attach separate page if needed)

Master of Arts with Emphasis in Jazz Studies

Required Courses (27 credits)

MUS 6XX Applied Music (8)
MUS 512 Advanced Jazz Pedagogy and Conducting (3)
MUS 559 Jazz Ensemble (4)
MUS 560 Jazz Improv Ensemble (4)
MUS 513 Advanced Jazz Styles and Analysis (2)
MUS 621 Music Research Methods (3)
MUS 681 Recital (3)

Electives (5 credits)

MUS 649 Advanced Jazz Arranging (3)
MUS 631 Advanced Jazz Improvisation (2)
MUS 657 Jazz History (3)

Other Graduate Music Courses

TOTAL: 32 hours

Request for Graduate Addition, Deletion, or Change of Area of Emphasis-Page 4

Please insert in the text box below your Area of Emphasis change information for the Graduate Council agenda. Please enter the information exactly in this way (including headings):

Department:

Area of Emphasis Title:

Credit Hours:

Type of Change Requested: *(addition, deletion, change)*

Term to Take Effect: *(Fall, Spring, Summer/Year)*

Rationale:

Department: School of Music and Theatre, Music Program

Area of Emphasis Title: Master of Arts with Emphasis in Jazz Studies

Credit Hours: 33

Type of Change Requested: (addition, deletion, change) Addition

Term to Take Effect: (Fall, Spring, Summer/Year) Fall 2016

Rationale:

The Master of Arts with Emphasis in Jazz Studies offers graduate students the opportunity to study jazz performance techniques, pedagogy, and similar professional skills at an advanced level. This emphasis would greatly enhance and extend current offerings of our graduate studies program and the Master of Arts degree. Addition of this emphasis would also assist with recruitment and continuing to build the undergraduate program in jazz studies, and would help put Marshall University at the forefront of jazz education in the state of West Virginia. Currently, West Virginia University is the only other state institution offering any type of graduate or undergraduate degree in jazz studies.

Marshall University

College of Arts and Media

Proposal of

Master of Arts with Emphasis in Jazz Studies

Submitted by:

Martin W. Saunders

Director of Jazz Studies

School of Music and Theatre

Master of Arts with Emphasis in Jazz Studies
Marshall University College of Arts and Media

The College of Arts and Media at Marshall University requests approval to offer a Master of Arts with Emphasis in Jazz Studies (MA) to be implemented in the fall semester of 2016. This program trains students interested in furthering studies in the jazz genre for career paths in performance, private and public teaching, pedagogy, jazz arranging and composition, media recording, music industry, and many more. Unlike the Master of Arts with Emphasis in Performance, this program concentrates specifically on the discipline of jazz performance and creative production, and jazz pedagogy. By drawing upon existing strengths and resources in the college and university, the program seeks to develop graduates who contribute to the development and preservation of the cultural life of West Virginia and the nation.

Although other schools under the West Virginia Higher Education Policy Commission offer some sort of undergraduate experience through participation in a jazz ensemble or a small improvisatory group, at the present time only West Virginia University houses a program that is similar to this proposed emphasis (M.M. in Jazz Pedagogy). However, that program concentrates primarily on independent jazz and improvisatory teaching. The emphasis in jazz studies at Marshall University would include pedagogy, but would primarily concentrate on the development of creative, mature, refined musicians and musical thought through active performance in a more comprehensive offering. Thus, there is a real need in the state for such a degree emphasis, and it is anticipated that the addition of this emphasis to the existing degree program in the Marshall College of Arts and Media will have a significant effect on recruitment and retention efforts, particularly as the curriculum can be delivered without any additional fiscal, personnel, or physical resources.

The proposed Master of Arts with Emphasis in Jazz Studies consists of 32 credit hours obtained over a two-year period. Required credits will comprise 85% of the curriculum, with guided electives totaling 15%. The program is designed so that students can complete the degree in two years from acceptance into the program. Students who enter this degree program will be expected to meet minimum entry requirements for the university graduate program, as well as departmental and jazz area entrance requirements for graduate study according to the applied levels system and placement exams.

PART I: PROGRAM DESCRIPTION

Master of Arts

1. Program Description

The mission of the School of Music and Theatre is to prepare students for careers in performance, education, and other music-related fields who will make a positive impact on their artistic discipline and on schools and communities. Additionally, the department will provide enriching experiences for those who will continue their musical activities as an avocation; and to cultivate within the region an increased awareness of the educational, cultural, and aesthetic aspects of music. In fulfilling its mission, the department is committed to the following goals:

- To provide a nurturing environment for musical, academic and personal growth;
- To educate students to think critically, work creatively, communicate effectively, and become technologically literate;
- To function as a visible, responsible and responsive student-centered department dedicated to academic excellence;
- To maintain a faculty of musicians/teachers who, through dedication to excellence, sound pedagogy and effective communication skills, present models that inspire students to achieve their full potential;
- To meet educational, research, and service needs of the region through collaboration with academic and technical institutions, businesses, government agencies, and cultural organizations;
- To contribute to the cultural life of the university and community by providing concerts, recitals, festivals, joint musical ventures and other services;
- To provide leadership within the university and the region in all matters pertaining to music.

The School of Music and Theatre offers the following areas of emphasis within the Master of Arts degree: Music Education, Applied Music Performance, Music History and Literature, and Music Composition. This proposal requests to add the emphasis of Jazz Studies to the list.

Programs require 32 to 36 hours (thesis or non-thesis options). Admission Requirements Applicants should follow the admissions process described in this catalog or at the Graduate Admissions website at:

<http://www.marshall.edu/graduate/admissions/how-to-apply-for-admission>. In addition, applicants must:

- Have a bachelor's degree from an accredited institution with a major in music or the equivalent.
- Submit an application to the School of Music and Theatre, available at www.marshall.edu/music.
- Have an interview with the Department Chair, Graduate Coordinator, and other graduate faculty.

- Have an audition on the major instrument (Performance) or a portfolio of previous academic work and/or professional work (Composition, Music Education, Music History).

Potential graduate students should contact the School of Music and Theatre Graduate Coordinator for more specific information. Placement Examinations Students in all graduate music degree areas of emphasis must complete placement examinations in music theory and music history prior to the end of the first semester of study. Remedial classes are available for students needing assistance. Any hours attained in these classes (graduate music history review and graduate theory review) do not count toward degree completion. Comprehensive Examinations/Applied Study All graduate students, regardless of area of emphasis, must complete both written and oral comprehensive examinations. Requirements for performance levels in applied music can be found in the School of Music and Theatre Handbook.

2. Program Highlights

The program will prepare students for careers in performance, education, and other music related fields who will make a positive impact on their artistic discipline and on schools and communities. Additionally, the Department will provide enriching experiences for those who will continue their musical activities as an avocation; and to cultivate within the region an increased awareness of the educational, cultural, and aesthetic aspects of music.

3. Program Objectives

The program is committed to these goals: to provide a nurturing environment for musical, academic and personal growth; to educate students to think critically, work creatively, communicate effectively, and become technologically literate; to function as a visible, responsible and responsive student-centered department dedicated to academic excellence; to maintain a faculty of musicians/teachers who, through dedication to excellence, sound pedagogy and effective communication skills, present models that inspire students to achieve their full potential; to meet educational, research, and service needs of the region through collaboration with academic and technical institutions, businesses, government agencies, and cultural organizations; to contribute to the cultural life of the university and community by providing concerts, recitals, festivals, joint musical ventures and other services; o provide leadership within the university and the region in all matters pertaining to music.

4. Degree Requirements

A Plan of Study approved by the student's advisor must be submitted for approval to the Graduate College Dean before the student registers for his or her 12th semester hour. The Plan of Study is a student's "blueprint" for completing graduation requirements.

PART II: EMPHASIS RATIONALE, QUALITY, AND NEED

1. Intellectual Rationale

The Master of Arts with Emphasis in Jazz Studies offers graduate students the opportunity to study jazz performance techniques, pedagogy, and similar professional skills at an advanced level. This emphasis would greatly enhance and extend current offerings of our graduate studies program and the Master of Arts degree. Addition of this emphasis would also assist with recruitment and continuing to build the undergraduate program in jazz studies, and would help put Marshall University at the forefront of jazz education in the state of West Virginia. Currently, West Virginia University is the only other state institution offering any type of graduate or undergraduate degree in jazz studies.

2. Academic Quality

Students admitted to this program would have access to the Jomie Jazz Center, a building specifically designed to house and facilitate our jazz program. The facility itself hosts a full recording studio, a computer lab, several technologically facilitated practice rooms, and the forum performance space. Our jazz faculty has almost every resource needed inclusive of sound, video, and recording technologies. Additionally, the Jomie Jazz Center houses a jazz music library of over 2,000 works.

Acceptance into the program will be per School of Music and Theatre guidelines, and will be concurrent with the levels system in place for applied study. The standards and outcomes for the Master of Arts with Emphasis in Jazz Studies will be rigorous and provide graduate students with the education tools necessary to be successful in fields related to jazz performance and pedagogy.

Currently the jazz area consists of three full-time faculty members, and several adjunct and associate members. Our jazz faculty members have years of professional performance experience in the jazz and commercial genres, combined with credentials and jazz music degrees from top schools of jazz study and thought. For the graduate student, this means advanced applied study on their respective instruments, in-depth discussion and analysis of current trends concerning performance and pedagogy, examination of teaching methods and materials, and ensemble outlets through which they can exercise their skills. Some course offerings will be combined with undergraduate sections, but with extra requirements for the graduate level. Faculty will be able to

5. Program Delivery

All instructional coursework will be offered on the Huntington campus. Any requisite field experiences or internships (dependent upon the individual student's career goals)

accommodate the layering of sections with additional meetings and assignments for the graduate students for each combined course.

3. Clientele and Need

To gauge student interest, a survey was constructed and administered to current undergraduate jazz majors, and to recent graduates (last two years) of the Bachelor of Fine Arts in Jazz Studies degree. Eighty seven percent of those surveyed indicated an interest in enrolling in this jazz studies emphasis if offered. Further, one hundred percent of those surveyed agreed that the jazz studies emphasis is a needed option of the Master of Arts degree. Lastly, there was unanimous response that the graduate emphasis in jazz studies would support and strengthen the current offerings at the undergraduate level. Such numbers seem to suggest that having the Master of Arts with Emphasis in Jazz Studies option would attract a significant number of students whose career aspirations do align with the mission of the Master of Arts degree. In the past five years, many of our recent graduates who did not have this option at Marshall University struggled with pathways to further study elsewhere, preferring to stay in our region. Apart from our own graduates, inquiries from the United States and abroad could not be accommodated.

4. Employment Opportunities

Career opportunities for graduates of the Master of Arts with Emphasis in Jazz Studies are numerous. This degree emphasis will prepare young professionals for employment opportunities in the following areas, among others: Professional performer; College/University teaching; arts administrator (non-performing); author/historian; arranger/composer; public and private schools; production companies; record companies (major and independent); recording studios; recording engineer; stage technician (instrument tech, sound tech, etc.); software development firms; instrument manufacturers; mouthpiece design/modification; music director; music publishers; music booking agencies; internet-based music companies (distribution, promotion, booking, teaching, etc.); fine arts organizations (development); film companies; cruise lines; government (state and federal); armed services ensembles; TV/radio/film; media companies; advertising agencies; entertainment/IP law firms.

The following is a sampling of the nation-wide average salaries for some of the occupations listed above, as found on the Bureau of Labor Statistics website:

College/University Faculty	\$73,650 (in West Virginia, the average is \$63,150-\$69,030)
Music Director	\$61,984
Music Booking Agent	\$96,120
Arts Administrator	\$66,144
Software Development	\$88,036
Entertainment Law	\$93,964
Author/Historian	\$52,832

5. Existing Programs

The offerings for a Jazz Studies degree or emphasis are few throughout the state of West Virginia and regionally. Only West Virginia University offers a Master of Music in Jazz Pedagogy and, as can be demonstrated in the NASM report submitted with this proposal, their program only consists of 5 students. Regionally, Morehead State University in Morehead, KY offers a specialization in jazz as part of their Master of Music in Performance degree. While other schools in our region do offer graduate students a jazz experience through participation in a jazz ensemble, no others actually have any means for intense study or a professional degree as a result of study.

6. Curricular Requirements for the Jazz Studies Emphasis

Master of Arts with Emphasis in Jazz Studies Degree Outline (32 credits)

Required Courses (27 credits)

- MUS 512 Advanced Jazz Pedagogy and Conducting (3) (change MUS 411 Jazz Pedagogy & Cond to MUS 412 to combine courses)
- MUS 513 Advanced Jazz Styles and Analysis (2) (change MUS 307 Jazz Styles to MUS 413 level to combine courses)
- MUS 559 Jazz Ensemble (4)
- MUS 560 Jazz Improv Ensemble (4)
- MUS 6XX Applied Music (8)
- MUS 621 Music Research Methods (3)
- MUS 681 Recital (3)

Electives (5 credits)

- MUS 649 Advanced Jazz Arranging and Composition (3)
- MUS 631 Advanced Jazz Improvisation (2)
- MUS 657 Jazz History (3)

Other Graduate Music Courses

TOTAL: 32 hours

Students must follow departmental policies in preparing and presenting the graduate performance recital.

PART III: PROGRAM IMPLEMENTATION AND PROJECTED RESOURCE REQUIREMENTS

A. Program Administration

Program administration will be accomplished by the Dean of the College of Arts and Media and the Director of the School of Music and Theatre. The director will organize, administer, review, develop and assure program effectiveness through on-going program assessment. The director participates in the budget process through the College of Arts and Media dean's office and is responsible for a leadership role in the continued development of the program. It is expected that the director will maintain current knowledge of the professional discipline and educational methodologies.

B. Emphasis Projections

Initial enrollment is presently projected for 5 students in the first year, with an increase of between 3-5 students each year following. The entire jazz program intends to reach 40 students by year five with the addition of the added graduate degree emphasis.

C. Faculty Instructional Requirements

No additional faculty in the College of Arts and Media will be needed as coursework will be constructed from courses either already taught in the college, or of similar layout.

D. Library Resources and Instructional Materials

Library resources currently offered at Marshall University are sufficient. Students in the M.A. with Emphasis in Jazz Studies will have access to all Marshall University library resources normally afforded students, including NAXOS Jazz. No new or additional library resources will be necessary at this time. Additional needs will be assessed on annual basis by area faculty.

E. Support Service Requirements

No additional support services will be needed as support services in the College of Arts and Media and its units are adequate to meet student and faculty needs.

F. Facilities Requirements

No additional facilities will be needed. The Jomie Jazz Center will house most of the coursework and performance enhancements and activities.

G. Operating Resource Requirements

Existing faculty, personnel, and facility resources currently used for the undergraduate degree (BFA Jazz Studies) in the College of Arts and Media are adequate to cover additional enrollment.

H. Source of Operating Resources

Faculty, personnel and facility resources are the responsibility of Marshall University. Operational funds will be derived from tuition and fees.

MA with Jazz Studies Emphasis Course Descriptions:

MUS 512 – Advanced Jazz Pedagogy and Conducting

Advanced study of methods and materials for jazz curriculum. Ensemble organization, rehearsal and conducting techniques. Selection of literature and equipment. Organization and presentation of public performances.

MUS 513 – Advanced Jazz Styles and Analysis

Advanced study of structural forms used in jazz. Detailed analysis of extended forms. Techniques for solo transcriptions. Harmonic practices in specific styles. In-depth study of significant jazz composers, performers, genres.

MUS 559 – Jazz Ensemble

Study and performance of traditional and progressive jazz repertoire in a big band ensemble. Open to all university students by audition. (PR: Audition with Director)

MUS 560 – Jazz Improv Ensemble

Ensemble improvisation from duet to tentet. Emphasis on music sight reading, recognition and application of chord/scale relationships in a performance setting . Ensemble playing skills. May be repeated for credit.

MUS 6XX – Applied Music

Study of primary instrument.

MUS 621 – Research

Introduction to bibliographic sources, historical, analytical and empirical research methods applied to music and music education.

MUS 631 – Advanced Jazz Improvisation

Advanced skills, techniques, and performance practices for jazz improvisation. Continued study of bebop, post-bebop, extended forms, contemporary, and non-Western styles and improvisation techniques. Transcription and performance of representative literature.

MUS 649 – Advanced Jazz Arranging & Composition

Comprehensive techniques and analysis of jazz masterworks applied to composing and arranging in various instrumental and vocal jazz styles. Techniques of orchestration and composition for both large and small ensembles.

MUS 657 – Jazz History

Comprehensive study of the development of jazz and related forms from its inception to recent trends. Relationships between aesthetic, technological, and social changes and their effects. Study of historic recordings.

MUS 681 – Graduate Recital

HIGHER EDUCATION ARTS DATA SERVICES

MUSIC

Special Report

2014-2015

Copyright © 2015 by HEADS

**Higher Education Arts Data Services
11250 Roger Bacon Drive, Suite 21
Reston, Virginia 20190**

INSTITUTIONS INCLUDED IN THIS SURVEY BY STATE

WEST VIRGINIA

West Virginia University

TOTAL MUSIC STUDENT ENROLLMENT, ALL INSTITUTIONS

	Number of Institutions with Majors	Music Major Enrollment Summer, 2014	Music Major Enrollment Fall, 2014	Number of Degrees Awarded July 1, 2013 through June 30, 2014
Associate of Fine Arts Degree Programs or Equivalent (65% Music content)				
<i>Brass</i>				
Horn	0	0	0	0
Trumpet	0	0	0	0
Trombone	0	0	0	0
Euphonium	0	0	0	0
Tuba	0	0	0	0
Guitar	0	0	0	0
Harp	0	0	0	0
Harpichord	0	0	0	0
Jazz Studies	0	0	0	0
Music History/Literature	0	0	0	0
Organ	0	0	0	0
Percussion	0	0	0	0
Piano	0	0	0	0
<i>Strings</i>				
Violin	0	0	0	0
Viola	0	0	0	0
Cello	0	0	0	0
Double Bass	0	0	0	0
<i>Voice - Female</i>				
Soprano	0	0	0	0
Alto	0	0	0	0
<i>Voice - Male</i>				
Tenor	0	0	0	0
Bass	0	0	0	0
<i>Woodwinds</i>				
Flute	0	0	0	0
Oboe	0	0	0	0
Clarinet	0	0	0	0
Bassoon	0	0	0	0
Saxophone	0	0	0	0
Other	0	0	0	0
Total	0	0	0	0

TOTAL MUSIC STUDENT ENROLLMENT, ALL INSTITUTIONS

	Number of Institutions with Majors	Music Major Enrollment Summer, 2014	Music Major Enrollment Fall, 2014	Number of Degrees Awarded July 1, 2013 through June 30, 2014
Associate Degree Programs in Music Education, Music/Business, and Music Combined with an Outside Field (50% Music content)				
<i>Music Education</i>				
Choral	0	0	0	0
Instrumental	0	0	0	0
General	0	0	0	0
Combined tracks	0	0	0	0
No tracks specified	0	0	0	0
Music Industry/Music Business	0	0	0	0
Music Technology	0	0	0	0
Other	0	0	0	0
Total	0	0	0	0
Associate Liberal Arts Degree Programs in Music (30-45% Music content)				
Liberal Arts Degree	0	0	0	0
Other	0	0	0	0
Total	0	0	0	0

TOTAL MUSIC STUDENT ENROLLMENT, ALL INSTITUTIONS

	Number of Institutions with Majors	Music Major Enrollment Summer, 2014	Music Major Enrollment Fall, 2014	Number of Degrees Awarded July 1, 2013 through June 30, 2014
Bachelor of Music Degree Programs or Other Professional Degree Programs (65% Music content)				
Accompanying	0	0	0	0
<i>Brass</i>				
Horn	0	0	0	0
Trumpet	1	0	2	0
Trombone	1	0	2	0
Euphonium	0	0	0	0
Tuba	1	0	1	0
Composition	1	0	4	1
Guitar	1	0	4	0
Harp	0	0	0	0
Harpsichord	0	0	0	0
Jazz Studies	1	0	3	0
Literature	0	0	0	0
Music History	0	0	0	0
Organ	0	0	0	0
Percussion	1	0	2	0
Piano	1	0	2	2
Pedagogy	1	0	0	2
Sacred Music/Worship Studies	0	0	0	0
<i>Strings</i>				
Violin	1	0	7	3
Viola	0	0	0	0
Cello	1	0	3	0
Double Bass	1	0	1	0
Theory	0	0	0	0
Theory/Composition	0	0	0	0
<i>Voice - Female</i>				
Soprano	1	0	8	2
Alto	1	0	5	0
<i>Voice - Male</i>				
Tenor	1	0	7	2
Bass	1	0	5	0
<i>Woodwinds</i>				
Flute	1	0	3	1
Oboe	1	0	1	0
Clarinet	1	0	1	0
Bassoon	1	0	4	1
Saxophone	0	0	0	0
Other	0	0	0	0
Total	1	0	65	14

TOTAL MUSIC STUDENT ENROLLMENT, ALL INSTITUTIONS

	Number of Institutions with Majors	Music Major Enrollment Summer, 2014	Music Major Enrollment Fall, 2014	Number of Degrees Awarded July 1, 2013 through June 30, 2014
Baccalaureate Degree Programs in Music Education, Music Therapy, and Music Combined with an Outside Field (50% Music content)				
<i>Music Education</i>				
Choral	0	0	0	0
Instrumental	1	0	89	18
General	0	0	0	0
Combined tracks	0	0	0	0
No tracks specified	0	0	0	0
Music Therapy	0	0	0	0
Music/Arts Administration	0	0	0	0
Music/Engineering	0	0	0	0
Music Industry/Music Business	0	0	0	0
Music Technology	0	0	0	0
Musical Theatre	0	0	0	0
Other	0	0	0	0
Total	1	0	89	18
Baccalaureate Liberal Arts Degree Programs in Music (30-45% Music content)				
Liberal Arts Degree	0	0	0	0
Other	1	0	30	10
Total	1	0	30	10

TOTAL MUSIC STUDENT ENROLLMENT, ALL INSTITUTIONS

	Number of Institutions with Majors	Music Major Enrollment Summer, 2014	Music Major Enrollment Fall, 2014	Number of Degrees Awarded July 1, 2013 through June 30, 2014
Specific Master's Degree Programs				
Accompanying	0	0	0	0
Arts Administration	0	0	0	0
<i>Brass</i>				
Horn	1	0	1	2
Trumpet	0	0	0	0
Trombone	0	0	0	0
Euphonium	0	0	0	0
Tuba	0	0	0	0
Composition	1	0	1	2
Conducting	1	0	3	1
Ethnomusicology	0	0	0	0
Guitar	0	0	0	0
Harp	0	0	0	0
Harpichord	0	0	0	0
Jazz Studies	1	0	2	1
<i>Music Education</i>				
Choral	0	0	0	0
Instrumental	1	0	4	2
General	0	0	0	0
Combined tracks	0	0	0	0
No tracks specified	0	0	0	0
Music History/Musicology	1	0	1	0
Music Therapy	0	0	0	0
Opera	0	0	0	0
Organ	0	0	0	0
Pedagogy	1	0	5	1
Percussion	1	0	3	0
Piano	1	0	0	1
Sacred Music/Worship Studies	0	0	0	0
<i>Strings</i>				
Violin	1	0	1	0
Viola	0	0	0	0
Cello	1	0	2	0
Double Bass	0	0	0	0
Theory	0	0	0	0
<i>Voice - Female</i>				
Soprano	1	0	2	1
Alto	1	0	2	1
<i>Voice - Male</i>				
Tenor	1	0	0	1
Bass	0	0	0	0
<i>Woodwinds</i>				
Flute	1	0	1	2
Oboe	0	0	0	0
Clarinet	0	0	0	0
Bassoon	1	0	1	2
Saxophone	1	0	1	0
Other	1	0	1	0
Total	1	0	31	17

TOTAL MUSIC STUDENT ENROLLMENT, ALL INSTITUTIONS

	Number of Institutions with Majors	Music Major Enrollment Summer, 2014	Music Major Enrollment Fall, 2014	Number of Degrees Awarded July 1, 2013 through June 30, 2014
General Master's Degree Programs				
General Master's in Music	0	0	0	0
Other	0	0	0	0
Total	0	0	0	0

TOTAL MUSIC STUDENT ENROLLMENT, ALL INSTITUTIONS

	Number of Institutions with Majors	Music Major Enrollment Summer, 2014	Music Major Enrollment Fall, 2014	Number of Degrees Awarded July 1, 2013 through June 30, 2014
Doctoral Degree Programs in Music				
Accompanying	0	0	0	0
<i>Brass</i>				
Horn	0	0	0	0
Trumpet	1	0	1	0
Trombone	1	0	4	1
Euphonium	0	0	0	0
Tuba	1	0	1	1
Composition	1	0	5	1
Conducting	1	0	3	0
Ethnomusicology	0	0	0	0
Guitar	0	0	0	0
Harp	0	0	0	0
Harpichord	0	0	0	0
Jazz Studies	0	0	0	0
<i>Music Education</i>				
Choral	0	0	0	0
Instrumental	1	0	1	0
General	0	0	0	0
Combined tracks	0	0	0	0
No tracks specified	0	0	0	0
Musicology	0	0	0	0
Opera	0	0	0	0
Organ	0	0	0	0
Pedagogy	0	0	0	0
Percussion	1	0	4	0
Piano	1	0	22	0
Sacred Music/Worship Studies	0	0	0	0
<i>Strings</i>				
Violin	1	0	2	0
Viola	1	0	1	0
Cello	1	0	1	0
Double Bass	0	0	0	0
Theory	0	0	0	0
<i>Voice - Female</i>				
Soprano	1	0	5	3
Alto	1	0	4	1
<i>Voice - Male</i>				
Tenor	1	0	1	1
Bass	1	0	0	1
<i>Woodwinds</i>				
Flute	1	0	6	0
Oboe	1	0	1	0
Clarinet	1	0	2	1
Bassoon	0	0	0	0
Saxophone	1	0	4	0
Other	1	0	3	0
Total	1	0	71	10

MUSIC MAJOR ENROLLMENT BY SIZE AND TYPE OF INSTITUTION
All Private Institutions

	Number of Institutions with Majors	Music Major Enrollment Summer, 2014	Music Major Enrollment Fall, 2014	Number of Degrees / Certificates / Diplomas Awarded July 1, 2013 through June 30, 2014
Associate of Fine Arts or Equivalent (65% Music content)	0	0	0	0
Associate of Music Education, Music Business, and Music Combined with Outside Field (50% Music content)	0	0	0	0
Associate of Liberal Arts Degree Programs in Music (30-45% Music content)	0	0	0	0
Bachelor of Music Degree or Other Professional Degree Program (65% Music content)	0	0	0	0
Baccalaureate Degree Programs in Music Education, Music Therapy, and Music Combined with Outside Field (50% Music content)	0	0	0	0
Baccalaureate Liberal Arts Degree Programs in Music (30-45% Music content)	0	0	0	0
Specific Master's Degree Program	0	0	0	0
General Master's Degree Program	0	0	0	0
Doctoral Degree Program	0	0	0	0
Undergraduate Level Non-Degree Programs (Certificate, Diploma, etc.)	0	0	0	0
Graduate Level Non-Degree Programs (Certificate, Diploma, etc.)	0	0	0	0
Grand Total	0	0	0	0

MUSIC MAJOR ENROLLMENT BY SIZE AND TYPE OF INSTITUTION
Private Institutions; 1-50 Majors

	Number of Institutions with Majors	Music Major Enrollment Summer, 2014	Music Major Enrollment Fall, 2014	Number of Degrees / Certificates / Diplomas Awarded July 1, 2013 through June 30, 2014
Associate of Fine Arts or Equivalent (65% Music content)	0	0	0	0
Associate of Music Education, Music Business, and Music Combined with Outside Field (50% Music content)	0	0	0	0
Associate of Liberal Arts Degree Programs in Music (30-45% Music content)	0	0	0	0
Bachelor of Music Degree or Other Professional Degree Program (65% Music content)	0	0	0	0
Baccalaureate Degree Programs in Music Education, Music Therapy, and Music Combined with Outside Field (50% Music content)	0	0	0	0
Baccalaureate Liberal Arts Degree Programs in Music (30-45% Music content)	0	0	0	0
Specific Master's Degree Program	0	0	0	0
General Master's Degree Program	0	0	0	0
Doctoral Degree Program	0	0	0	0
Undergraduate Level Non-Degree Programs (Certificate, Diploma, etc.)	0	0	0	0
Graduate Level Non-Degree Programs (Certificate, Diploma, etc.)	0	0	0	0
Grand Total	0	0	0	0

MUSIC MAJOR ENROLLMENT BY SIZE AND TYPE OF INSTITUTION
Private Institutions; 51-100 Majors

	Number of Institutions with Majors	Music Major Enrollment Summer, 2014	Music Major Enrollment Fall, 2014	Number of Degrees / Certificates / Diplomas Awarded July 1, 2013 through June 30, 2014
Associate of Fine Arts or Equivalent (65% Music content)	0	0	0	0
Associate of Music Education, Music Business, and Music Combined with Outside Field (50% Music content)	0	0	0	0
Associate of Liberal Arts Degree Programs in Music (30-45% Music content)	0	0	0	0
Bachelor of Music Degree or Other Professional Degree Program (65% Music content)	0	0	0	0
Baccalaureate Degree Programs in Music Education, Music Therapy, and Music Combined with Outside Field (50% Music content)	0	0	0	0
Baccalaureate Liberal Arts Degree Programs in Music (30-45% Music content)	0	0	0	0
Specific Master's Degree Program	0	0	0	0
General Master's Degree Program	0	0	0	0
Doctoral Degree Program	0	0	0	0
Undergraduate Level Non-Degree Programs (Certificate, Diploma, etc.)	0	0	0	0
Graduate Level Non-Degree Programs (Certificate, Diploma, etc.)	0	0	0	0
Grand Total	0	0	0	0

MUSIC MAJOR ENROLLMENT BY SIZE AND TYPE OF INSTITUTION
Private Institutions; 101-200 Majors

	Number of Institutions with Majors	Music Major Enrollment Summer, 2014	Music Major Enrollment Fall, 2014	Number of Degrees / Certificates / Diplomas Awarded July 1, 2013 through June 30, 2014
Associate of Fine Arts or Equivalent (65% Music content)	0	0	0	0
Associate of Music Education, Music Business, and Music Combined with Outside Field (50% Music content)	0	0	0	0
Associate of Liberal Arts Degree Programs in Music (30-45% Music content)	0	0	0	0
Bachelor of Music Degree or Other Professional Degree Program (65% Music content)	0	0	0	0
Baccalaureate Degree Programs in Music Education, Music Therapy, and Music Combined with Outside Field (50% Music content)	0	0	0	0
Baccalaureate Liberal Arts Degree Programs in Music (30-45% Music content)	0	0	0	0
Specific Master's Degree Program	0	0	0	0
General Master's Degree Program	0	0	0	0
Doctoral Degree Program	0	0	0	0
Undergraduate Level Non-Degree Programs (Certificate, Diploma, etc.)	0	0	0	0
Graduate Level Non-Degree Programs (Certificate, Diploma, etc.)	0	0	0	0
Grand Total	0	0	0	0

MUSIC MAJOR ENROLLMENT BY SIZE AND TYPE OF INSTITUTION
Private Institutions; 201+ Majors

	Number of Institutions with Majors	Music Major Enrollment Summer, 2014	Music Major Enrollment Fall, 2014	Number of Degrees / Certificates / Diplomas Awarded July 1, 2013 through June 30, 2014
Associate of Fine Arts or Equivalent (65% Music content)	0	0	0	0
Associate of Music Education, Music Business, and Music Combined with Outside Field (50% Music content)	0	0	0	0
Associate of Liberal Arts Degree Programs in Music (30-45% Music content)	0	0	0	0
Bachelor of Music Degree or Other Professional Degree Program (65% Music content)	0	0	0	0
Baccalaureate Degree Programs in Music Education, Music Therapy, and Music Combined with Outside Field (50% Music content)	0	0	0	0
Baccalaureate Liberal Arts Degree Programs in Music (30-45% Music content)	0	0	0	0
Specific Master's Degree Program	0	0	0	0
General Master's Degree Program	0	0	0	0
Doctoral Degree Program	0	0	0	0
Undergraduate Level Non-Degree Programs (Certificate, Diploma, etc.)	0	0	0	0
Graduate Level Non-Degree Programs (Certificate, Diploma, etc.)	0	0	0	0
Grand Total	0	0	0	0

MUSIC MAJOR ENROLLMENT BY SIZE AND TYPE OF INSTITUTION
All Public Institutions

	Number of Institutions with Majors	Music Major Enrollment Summer, 2014	Music Major Enrollment Fall, 2014	Number of Degrees / Certificates / Diplomas Awarded July 1, 2013 through June 30, 2014
Associate of Fine Arts or Equivalent (65% Music content)	0	0	0	0
Associate of Music Education, Music Business, and Music Combined with Outside Field (50% Music content)	0	0	0	0
Associate of Liberal Arts Degree Programs in Music (30-45% Music content)	0	0	0	0
Bachelor of Music Degree or Other Professional Degree Program (65% Music content)	1	0	65	14
Baccalaureate Degree Programs in Music Education, Music Therapy, and Music Combined with Outside Field (50% Music content)	1	0	89	18
Baccalaureate Liberal Arts Degree Programs in Music (30-45% Music content)	1	0	30	10
Specific Master's Degree Program	1	0	31	17
General Master's Degree Program	0	0	0	0
Doctoral Degree Program	1	0	71	10
Undergraduate Level Non-Degree Programs (Certificate, Diploma, etc.)	0	0	0	0
Graduate Level Non-Degree Programs (Certificate, Diploma, etc.)	0	0	0	0
Grand Total	1	0	286	69

MUSIC MAJOR ENROLLMENT BY SIZE AND TYPE OF INSTITUTION
Public Institutions; 1-100 Majors

	Number of Institutions with Majors	Music Major Enrollment Summer, 2014	Music Major Enrollment Fall, 2014	Number of Degrees / Certificates / Diplomas Awarded July 1, 2013 through June 30, 2014
Associate of Fine Arts or Equivalent (65% Music content)	0	0	0	0
Associate of Music Education, Music Business, and Music Combined with Outside Field (50% Music content)	0	0	0	0
Associate of Liberal Arts Degree Programs in Music (30-45% Music content)	0	0	0	0
Bachelor of Music Degree or Other Professional Degree Program (65% Music content)	0	0	0	0
Baccalaureate Degree Programs in Music Education, Music Therapy, and Music Combined with Outside Field (50% Music content)	0	0	0	0
Baccalaureate Liberal Arts Degree Programs in Music (30-45% Music content)	0	0	0	0
Specific Master's Degree Program	0	0	0	0
General Master's Degree Program	0	0	0	0
Doctoral Degree Program	0	0	0	0
Undergraduate Level Non-Degree Programs (Certificate, Diploma, etc.)	0	0	0	0
Graduate Level Non-Degree Programs (Certificate, Diploma, etc.)	0	0	0	0
Grand Total	0	0	0	0

MUSIC MAJOR ENROLLMENT BY SIZE AND TYPE OF INSTITUTION
Public Institutions; 101-200 Majors

	Number of Institutions with Majors	Music Major Enrollment Summer, 2014	Music Major Enrollment Fall, 2014	Number of Degrees / Certificates / Diplomas Awarded July 1, 2013 through June 30, 2014
Associate of Fine Arts or Equivalent (65% Music content)	0	0	0	0
Associate of Music Education, Music Business, and Music Combined with Outside Field (50% Music content)	0	0	0	0
Associate of Liberal Arts Degree Programs in Music (30-45% Music content)	0	0	0	0
Bachelor of Music Degree or Other Professional Degree Program (65% Music content)	0	0	0	0
Baccalaureate Degree Programs in Music Education, Music Therapy, and Music Combined with Outside Field (50% Music content)	0	0	0	0
Baccalaureate Liberal Arts Degree Programs in Music (30-45% Music content)	0	0	0	0
Specific Master's Degree Program	0	0	0	0
General Master's Degree Program	0	0	0	0
Doctoral Degree Program	0	0	0	0
Undergraduate Level Non-Degree Programs (Certificate, Diploma, etc.)	0	0	0	0
Graduate Level Non-Degree Programs (Certificate, Diploma, etc.)	0	0	0	0
Grand Total	0	0	0	0

MUSIC MAJOR ENROLLMENT BY SIZE AND TYPE OF INSTITUTION
Public Institutions; 201-400 Majors

	Number of Institutions with Majors	Music Major Enrollment Summer, 2014	Music Major Enrollment Fall, 2014	Number of Degrees / Certificates / Diplomas Awarded July 1, 2013 through June 30, 2014
Associate of Fine Arts or Equivalent (65% Music content)	0	0	0	0
Associate of Music Education, Music Business, and Music Combined with Outside Field (50% Music content)	0	0	0	0
Associate of Liberal Arts Degree Programs in Music (30-45% Music content)	0	0	0	0
Bachelor of Music Degree or Other Professional Degree Program (65% Music content)	1	0	65	14
Baccalaureate Degree Programs in Music Education, Music Therapy, and Music Combined with Outside Field (50% Music content)	1	0	89	18
Baccalaureate Liberal Arts Degree Programs in Music (30-45% Music content)	1	0	30	10
Specific Master's Degree Program	1	0	31	17
General Master's Degree Program	0	0	0	0
Doctoral Degree Program	1	0	71	10
Undergraduate Level Non-Degree Programs (Certificate, Diploma, etc.)	0	0	0	0
Graduate Level Non-Degree Programs (Certificate, Diploma, etc.)	0	0	0	0
Grand Total	1	0	286	69

MUSIC MAJOR ENROLLMENT BY SIZE AND TYPE OF INSTITUTION
Public Institutions; 401+ Majors

	Number of Institutions with Majors	Music Major Enrollment Summer, 2014	Music Major Enrollment Fall, 2014	Number of Degrees / Certificates / Diplomas Awarded July 1, 2013 through June 30, 2014
Associate of Fine Arts or Equivalent (65% Music content)	0	0	0	0
Associate of Music Education, Music Business, and Music Combined with Outside Field (50% Music content)	0	0	0	0
Associate of Liberal Arts Degree Programs in Music (30-45% Music content)	0	0	0	0
Bachelor of Music Degree or Other Professional Degree Program (65% Music content)	0	0	0	0
Baccalaureate Degree Programs in Music Education, Music Therapy, and Music Combined with Outside Field (50% Music content)	0	0	0	0
Baccalaureate Liberal Arts Degree Programs in Music (30-45% Music content)	0	0	0	0
Specific Master's Degree Program	0	0	0	0
General Master's Degree Program	0	0	0	0
Doctoral Degree Program	0	0	0	0
Undergraduate Level Non-Degree Programs (Certificate, Diploma, etc.)	0	0	0	0
Graduate Level Non-Degree Programs (Certificate, Diploma, etc.)	0	0	0	0
Grand Total	0	0	0	0

MUSIC MAJOR ENROLLMENT BY SIZE AND TYPE OF INSTITUTION
All Institutions

	Number of Institutions with Majors	Music Major Enrollment Summer, 2014	Music Major Enrollment Fall, 2014	Number of Degrees / Certificates / Diplomas Awarded July 1, 2013 through June 30, 2014
Associate of Fine Arts or Equivalent (65% Music content)	0	0	0	0
Associate of Music Education, Music Business, and Music Combined with Outside Field (50% Music content)	0	0	0	0
Associate of Liberal Arts Degree Programs in Music (30-45% Music content)	0	0	0	0
Bachelor of Music Degree or Other Professional Degree Program (65% Music content)	1	0	65	14
Baccalaureate Degree Programs in Music Education, Music Therapy, and Music Combined with Outside Field (50% Music content)	1	0	89	18
Baccalaureate Liberal Arts Degree Programs in Music (30-45% Music content)	1	0	30	10
Specific Master's Degree Program	1	0	31	17
General Master's Degree Program	0	0	0	0
Doctoral Degree Program	1	0	71	10
Undergraduate Level Non-Degree Programs (Certificate, Diploma, etc.)	0	0	0	0
Graduate Level Non-Degree Programs (Certificate, Diploma, etc.)	0	0	0	0
Grand Total	1	0	286	69

HIGHER EDUCATION ARTS DATA SERVICES

MUSIC

Special Report

2014-2015

Copyright © 2015 by HEADS

**Higher Education Arts Data Services
11250 Roger Bacon Drive, Suite 21
Reston, Virginia 20190**

INSTITUTIONS INCLUDED IN THIS SURVEY BY STATE

OHIO

Ohio University

WEST VIRGINIA

Shepherd University

West Liberty University

West Virginia University

TOTAL MUSIC STUDENT ENROLLMENT, ALL INSTITUTIONS

	Number of Institutions with Majors	Music Major Enrollment Summer, 2014	Music Major Enrollment Fall, 2014	Number of Degrees Awarded July 1, 2013 through June 30, 2014
Associate of Fine Arts Degree Programs or Equivalent (65% Music content)				
<i>Brass</i>				
Horn	0	0	0	0
Trumpet	0	0	0	0
Trombone	0	0	0	0
Euphonium	0	0	0	0
Tuba	0	0	0	0
Guitar	0	0	0	0
Harp	0	0	0	0
Harpsichord	0	0	0	0
Jazz Studies	0	0	0	0
Music History/Literature	0	0	0	0
Organ	0	0	0	0
Percussion	0	0	0	0
Piano	0	0	0	0
<i>Strings</i>				
Violin	0	0	0	0
Viola	0	0	0	0
Cello	0	0	0	0
Double Bass	0	0	0	0
<i>Voice - Female</i>				
Soprano	0	0	0	0
Alto	0	0	0	0
<i>Voice - Male</i>				
Tenor	0	0	0	0
Bass	0	0	0	0
<i>Woodwinds</i>				
Flute	0	0	0	0
Oboe	0	0	0	0
Clarinet	0	0	0	0
Bassoon	0	0	0	0
Saxophone	0	0	0	0
Other	0	0	0	0
Total	0	0	0	0

TOTAL MUSIC STUDENT ENROLLMENT, ALL INSTITUTIONS

	Number of Institutions with Majors	Music Major Enrollment Summer, 2014	Music Major Enrollment Fall, 2014	Number of Degrees Awarded July 1, 2013 through June 30, 2014
Associate Degree Programs in Music Education, Music/Business, and Music Combined with an Outside Field (50% Music content)				
<i>Music Education</i>				
Choral	0	0	0	0
Instrumental	0	0	0	0
General	0	0	0	0
Combined tracks	0	0	0	0
No tracks specified	0	0	0	0
Music Industry/Music Business	0	0	0	0
Music Technology	0	0	0	0
Other	0	0	0	0
Total	0	0	0	0
Associate Liberal Arts Degree Programs in Music (30-45% Music content)				
Liberal Arts Degree	0	0	0	0
Other	0	0	0	0
Total	0	0	0	0

TOTAL MUSIC STUDENT ENROLLMENT, ALL INSTITUTIONS

	Number of Institutions with Majors	Music Major Enrollment Summer, 2014	Music Major Enrollment Fall, 2014	Number of Degrees Awarded July 1, 2013 through June 30, 2014
Bachelor of Music Degree Programs or Other Professional Degree Programs (65% Music content)				
Accompanying	0	0	0	0
<i>Brass</i>				
Horn	0	0	0	0
Trumpet	3	0	4	1
Trombone	1	0	2	0
Euphonium	0	0	0	0
Tuba	2	1	2	0
Composition	2	5	14	1
Guitar	3	0	10	0
Harp	0	0	0	0
Harpichord	0	0	0	0
Jazz Studies	1	0	3	0
Literature	0	0	0	0
Music History	0	0	0	0
Organ	0	0	0	0
Percussion	3	0	10	0
Piano	4	1	8	2
Pedagogy	1	0	0	2
Sacred Music/Worship Studies	0	0	0	0
<i>Strings</i>				
Violin	1	0	7	3
Viola	0	0	0	0
Cello	1	0	3	0
Double Bass	1	0	1	0
Theory	0	0	0	0
Theory/Composition	0	0	0	0
<i>Voice - Female</i>				
Soprano	3	0	15	2
Alto	3	0	7	1
<i>Voice - Male</i>				
Tenor	2	0	10	3
Bass	2	0	6	1
<i>Woodwinds</i>				
Flute	2	0	7	2
Oboe	1	0	1	0
Clarinet	3	0	3	0
Bassoon	1	0	4	1
Saxophone	1	0	1	0
Other	1	10	27	5
Total	4	17	145	24

TOTAL MUSIC STUDENT ENROLLMENT, ALL INSTITUTIONS

	Number of Institutions with Majors	Music Major Enrollment Summer, 2014	Music Major Enrollment Fall, 2014	Number of Degrees Awarded July 1, 2013 through June 30, 2014
Baccalaureate Degree Programs in Music Education, Music Therapy, and Music Combined with an Outside Field (50% Music content)				
<i>Music Education</i>				
C ltr	3	7	63	6
Instrumental	4	30	232	42
General	0	0	0	0
Combined tracks	0	0	0	0
No tracks specified	0	0	0	0
Music Therapy	1	14	71	8
Music/Arts Administration	0	0	0	0
Music/Engineering	0	0	0	0
Music Industry/Music Business	0	0	0	0
Music Technology	0	0	0	0
Musical Theatre	0	0	0	0
Other	2	0	3	0
Total	4	51	369	56
Baccalaureate Liberal Arts Degree Programs in Music (30-45% Music content)				
Liberal Arts Degree	2	3	29	9
Other	1	0	30	10
Total	3	3	59	19

TOTAL MUSIC STUDENT ENROLLMENT, ALL INSTITUTIONS

	Number of Institutions with Majors	Music Major Enrollment Summer, 2014	Music Major Enrollment Fall, 2014	Number of Degrees Awarded July 1, 2013 through June 30, 2014
Specific Master's Degree Programs				
Accompanying	0	0	0	0
Arts Administration	0	0	0	0
<i>Brass</i>				
Horn	1	0	1	2
Trumpet	0	0	0	0
Trombone	0	0	0	0
Euphonium	0	0	0	0
Tuba	0	0	0	0
Composition	2	0	5	3
Conducting	2	0	6	2
Ethnomusicology	0	0	0	0
Guitar	0	0	0	0
Harp	0	0	0	0
Harpichord	0	0	0	0
Jazz Studies	1	0	2	1
<i>Music Education</i>				
Choral	1	3	3	1
Instrumental	2	4	8	3
General	0	0	0	0
Combined tracks	0	0	0	0
No tracks specified	1	1	4	3
Music History/Musicology	2	0	2	1
Music Therapy	1	6	21	1
Opera	0	0	0	0
Organ	0	0	0	0
Pedagogy	2	2	15	7
Percussion	1	0	3	0
Piano	1	0	0	1
Sacred Music/Worship Studies	0	0	0	0
<i>Strings</i>				
Violin	1	0	1	0
Viola	0	0	0	0
Cello	1	0	2	0
Double Bass	0	0	0	0
Theory	1	0	1	0
<i>Voice - Female</i>				
Soprano	1	0	2	1
Alto	1	0	2	1
<i>Voice - Male</i>				
Tenor	1	0	0	1
Bass	0	0	0	0
<i>Woodwinds</i>				
Flute	1	0	1	2
Oboe	0	0	0	0
Clarinet	0	0	0	0
Bassoon	1	0	1	2
Saxophone	1	0	1	0
Other	2	1	22	14
Total	3	17	103	46

TOTAL MUSIC STUDENT ENROLLMENT, ALL INSTITUTIONS

	Number of Institutions with Majors	Music Major Enrollment Summer, 2014	Music Major Enrollment Fall, 2014	Number of Degrees Awarded July 1, 2013 through June 30, 2014
General Master's Degree Programs				
General Master's in Music	0	0	0	0
Other	0	0	0	0
Total	0	0	0	0

TOTAL MUSIC STUDENT ENROLLMENT, ALL INSTITUTIONS

	Number of Institutions with Majors	Music Major Enrollment Summer, 2014	Music Major Enrollment Fall, 2014	Number of Degrees Awarded July 1, 2013 through June 30, 2014
Doctoral Degree Programs in Music				
Accompanying	0	0	0	0
<i>Brass</i>				
Horn	0	0	0	0
Trumpet	1	0	1	0
Trombone	1	0	4	1
Euphonium	0	0	0	0
Tuba	1	0	1	1
Composition	1	0	5	1
Conducting	1	0	3	0
Ethnomusicology	0	0	0	0
Guitar	0	0	0	0
Harp	0	0	0	0
Harpichord	0	0	0	0
Jazz Studies	0	0	0	0
<i>Music Education</i>				
Choral	0	0	0	0
Instrumental	1	0	1	0
General	0	0	0	0
Combined tracks	0	0	0	0
No tracks specified	0	0	0	0
Musicology	0	0	0	0
Opera	0	0	0	0
Organ	0	0	0	0
Pedagogy	0	0	0	0
Percussion	1	0	4	0
Piano	1	0	22	0
Sacred Music/Worship Studies	0	0	0	0
<i>Strings</i>				
Violin	1	0	2	0
Viola	1	0	1	0
Cello	1	0	1	0
Double Bass	0	0	0	0
Theory	0	0	0	0
<i>Voice - Female</i>				
Soprano	1	0	5	3
Alto	1	0	4	1
<i>Voice - Male</i>				
Tenor	1	0	1	1
Bass	1	0	0	1
<i>Woodwinds</i>				
Flute	1	0	6	0
Oboe	1	0	1	0
Clarinet	1	0	2	1
Bassoon	0	0	0	0
Saxophone	1	0	4	0
Other	1	0	3	0
Total	1	0	71	10

MUSIC MAJOR ENROLLMENT BY SIZE AND TYPE OF INSTITUTION
All Private Institutions

	Number of Institutions with Majors	Music Major Enrollment Summer, 2014	Music Major Enrollment Fall, 2014	Number of Degrees / Certificates / Diplomas Awarded July 1, 2013 through June 30, 2014
Associate of Fine Arts or Equivalent (65% Music content)	0	0	0	0
Associate of Music Education, Music Business, and Music Combined with Outside Field (50% Music content)	0	0	0	0
Associate of Liberal Arts Degree Programs in Music (30-45% Music content)	0	0	0	0
Bachelor of Music Degree or Other Professional Degree Program (65% Music content)	0	0	0	0
Baccalaureate Degree Programs in Music Education, Music Therapy, and Music Combined with Outside Field (50% Music content)	0	0	0	0
Baccalaureate Liberal Arts Degree Programs in Music (30-45% Music content)	0	0	0	0
Specific Master's Degree Program	0	0	0	0
General Master's Degree Program	0	0	0	0
Doctoral Degree Program	0	0	0	0
Undergraduate Level Non-Degree Programs (Certificate, Diploma, etc.)	0	0	0	0
Graduate Level Non-Degree Programs (Certificate, Diploma, etc.)	0	0	0	0
Grand Total	0	0	0	0

MUSIC MAJOR ENROLLMENT BY SIZE AND TYPE OF INSTITUTION
Private Institutions; 1-50 Majors

	Number of Institutions with Majors	Music Major Enrollment Summer, 2014	Music Major Enrollment Fall, 2014	Number of Degrees / Certificates / Diplomas Awarded July 1, 2013 through June 30, 2014
Associate of Fine Arts or Equivalent (65% Music content)	0	0	0	0
Associate of Music Education, Music Business, and Music Combined with Outside Field (50% Music content)	0	0	0	0
Associate of Liberal Arts Degree Programs in Music (30-45% Music content)	0	0	0	0
Bachelor of Music Degree or Other Professional Degree Program (65% Music content)	0	0	0	0
Baccalaureate Degree Programs in Music Education, Music Therapy, and Music Combined with Outside Field (50% Music content)	0	0	0	0
Baccalaureate Liberal Arts Degree Programs in Music (30-45% Music content)	0	0	0	0
Specific Master's Degree Program	0	0	0	0
General Master's Degree Program	0	0	0	0
Doctoral Degree Program	0	0	0	0
Undergraduate Level Non-Degree Programs (Certificate, Diploma, etc.)	0	0	0	0
Graduate Level Non-Degree Programs (Certificate, Diploma, etc.)	0	0	0	0
Grand Total	0	0	0	0

MUSIC MAJOR ENROLLMENT BY SIZE AND TYPE OF INSTITUTION
Private Institutions; 51-100 Majors

	Number of Institutions with Majors	Music Major Enrollment Summer, 2014	Music Major Enrollment Fall, 2014	Number of Degrees / Certificates / Diplomas Awarded July 1, 2013 through June 30, 2014
Associate of Fine Arts or Equivalent (65% Music content)	0	0	0	0
Associate of Music Education, Music Business, and Music Combined with Outside Field (50% Music content)	0	0	0	0
Associate of Liberal Arts Degree Programs in Music (30-45% Music content)	0	0	0	0
Bachelor of Music Degree or Other Professional Degree Program (65% Music content)	0	0	0	0
Baccalaureate Degree Programs in Music Education, Music Therapy, and Music Combined with Outside Field (50% Music content)	0	0	0	0
Baccalaureate Liberal Arts Degree Programs in Music (30-45% Music content)	0	0	0	0
Specific Master's Degree Program	0	0	0	0
General Master's Degree Program	0	0	0	0
Doctoral Degree Program	0	0	0	0
Undergraduate Level Non-Degree Programs (Certificate, Diploma, etc.)	0	0	0	0
Graduate Level Non-Degree Programs (Certificate, Diploma, etc.)	0	0	0	0
Grand Total	0	0	0	0

MUSIC MAJOR ENROLLMENT BY SIZE AND TYPE OF INSTITUTION
Private Institutions; 101-200 Majors

	Number of Institutions with Majors	Music Major Enrollment Summer, 2014	Music Major Enrollment Fall, 2014	Number of Degrees / Certificates / Diplomas Awarded July 1, 2013 through June 30, 2014
Associate of Fine Arts or Equivalent (65% Music content)	0	0	0	0
Associate of Music Education, Music Business, and Music Combined with Outside Field (50% Music content)	0	0	0	0
Associate of Liberal Arts Degree Programs in Music (30-45% Music content)	0	0	0	0
Bachelor of Music Degree or Other Professional Degree Program (65% Music content)	0	0	0	0
Baccalaureate Degree Programs in Music Education, Music Therapy, and Music Combined with Outside Field (50% Music content)	0	0	0	0
Baccalaureate Liberal Arts Degree Programs in Music (30-45% Music content)	0	0	0	0
Specific Master's Degree Program	0	0	0	0
General Master's Degree Program	0	0	0	0
Doctoral Degree Program	0	0	0	0
Undergraduate Level Non-Degree Programs (Certificate, Diploma, etc.)	0	0	0	0
Graduate Level Non-Degree Programs (Certificate, Diploma, etc.)	0	0	0	0
Grand Total	0	0	0	0

MUSIC MAJOR ENROLLMENT BY SIZE AND TYPE OF INSTITUTION
Private Institutions; 201+ Majors

	Number of Institutions with Majors	Music Major Enrollment Summer, 2014	Music Major Enrollment Fall, 2014	Number of Degrees / Certificates / Diplomas Awarded July 1, 2013 through June 30, 2014
Associate of Fine Arts or Equivalent (65% Music content)	0	0	0	0
Associate of Music Education, Music Business, and Music Combined with Outside Field (50% Music content)	0	0	0	0
Associate of Liberal Arts Degree Programs in Music (30-45% Music content)	0	0	0	0
Bachelor of Music Degree or Other Professional Degree Program (65% Music content)	0	0	0	0
Baccalaureate Degree Programs in Music Education, Music Therapy, and Music Combined with Outside Field (50% Music content)	0	0	0	0
Baccalaureate Liberal Arts Degree Programs in Music (30-45% Music content)	0	0	0	0
Specific Master's Degree Program	0	0	0	0
General Master's Degree Program	0	0	0	0
Doctoral Degree Program	0	0	0	0
Undergraduate Level Non-Degree Programs (Certificate, Diploma, etc.)	0	0	0	0
Graduate Level Non-Degree Programs (Certificate, Diploma, etc.)	0	0	0	0
Grand Total	0	0	0	0

MUSIC MAJOR ENROLLMENT BY SIZE AND TYPE OF INSTITUTION
All Public Institutions

	Number of Institutions with Majors	Music Major Enrollment Summer, 2014	Music Major Enrollment Fall, 2014	Number of Degrees / Certificates / Diplomas Awarded July 1, 2013 through June 30, 2014
Associate of Fine Arts or Equivalent (65% Music content)	0	0	0	0
Associate of Music Education, Music Business, and Music Combined with Outside Field (50% Music content)	0	0	0	0
Associate of Liberal Arts Degree Programs in Music (30-45% Music content)	0	0	0	0
Bachelor of Music Degree or Other Professional Degree Program (65% Music content)	4	17	145	24
Baccalaureate Degree Programs in Music Education, Music Therapy, and Music Combined with Outside Field (50% Music content)	4	51	369	56
Baccalaureate Liberal Arts Degree Programs in Music (30-45% Music content)	3	3	59	19
Specific Master's Degree Program	3	17	103	46
General Master's Degree Program	0	0	0	0
Doctoral Degree Program	1	0	71	10
Undergraduate Level Non-Degree Programs (Certificate, Diploma, etc.)	0	0	0	0
Graduate Level Non-Degree Programs (Certificate, Diploma, etc.)	0	0	0	0
Grand Total	4	88	747	155

MUSIC MAJOR ENROLLMENT BY SIZE AND TYPE OF INSTITUTION
Public Institutions; 1-100 Majors

	Number of Institutions with Majors	Music Major Enrollment Summer, 2014	Music Major Enrollment Fall, 2014	Number of Degrees / Certificates / Diplomas Awarded July 1, 2013 through June 30, 2014
Associate of Fine Arts or Equivalent (65% Music content)	0	0	0	0
Associate of Music Education, Music Business, and Music Combined with Outside Field (50% Music content)	0	0	0	0
Associate of Liberal Arts Degree Programs in Music (30-45% Music content)	0	0	0	0
Bachelor of Music Degree or Other Professional Degree Program (65% Music content)	1	1	30	5
Baccalaureate Degree Programs in Music Education, Music Therapy, and Music Combined with Outside Field (50% Music content)	1	3	32	2
Baccalaureate Liberal Arts Degree Programs in Music (30-45% Music content)	0	0	0	0
Specific Master's Degree Program	0	0	0	0
General Master's Degree Program	0	0	0	0
Doctoral Degree Program	0	0	0	0
Undergraduate Level Non-Degree Programs (Certificate, Diploma, etc.)	0	0	0	0
Graduate Level Non-Degree Programs (Certificate, Diploma, etc.)	0	0	0	0
Grand Total	1	4	62	7

MUSIC MAJOR ENROLLMENT BY SIZE AND TYPE OF INSTITUTION
Public Institutions; 101-200 Majors

	Number of Institutions with Majors	Music Major Enrollment Summer, 2014	Music Major Enrollment Fall, 2014	Number of Degrees / Certificates / Diplomas Awarded July 1, 2013 through June 30, 2014
Associate of Fine Arts or Equivalent (65% Music content)	0	0	0	0
Associate of Music Education, Music Business, and Music Combined with Outside Field (50% Music content)	0	0	0	0
Associate of Liberal Arts Degree Programs in Music (30-45% Music content)	0	0	0	0
Bachelor of Music Degree or Other Professional Degree Program (65% Music content)	1	0	11	0
Baccalaureate Degree Programs in Music Education, Music Therapy, and Music Combined with Outside Field (50% Music content)	1	0	70	11
Baccalaureate Liberal Arts Degree Programs in Music (30-45% Music content)	1	0	15	8
Specific Master's Degree Program	1	7	7	2
General Master's Degree Program	0	0	0	0
Doctoral Degree Program	0	0	0	0
Undergraduate Level Non-Degree Programs (Certificate, Diploma, etc.)	0	0	0	0
Graduate Level Non-Degree Programs (Certificate, Diploma, etc.)	0	0	0	0
Grand Total	1	7	103	21

MUSIC MAJOR ENROLLMENT BY SIZE AND TYPE OF INSTITUTION
Public Institutions; 201-400 Majors

	Number of Institutions with Majors	Music Major Enrollment Summer, 2014	Music Major Enrollment Fall, 2014	Number of Degrees / Certificates / Diplomas Awarded July 1, 2013 through June 30, 2014
Associate of Fine Arts or Equivalent (65% Music content)	0	0	0	0
Associate of Music Education, Music Business, and Music Combined with Outside Field (50% Music content)	0	0	0	0
Associate of Liberal Arts Degree Programs in Music (30-45% Music content)	0	0	0	0
Bachelor of Music Degree or Other Professional Degree Program (65% Music content)	2	16	104	19
Baccalaureate Degree Programs in Music Education, Music Therapy, and Music Combined with Outside Field (50% Music content)	2	48	267	43
Baccalaureate Liberal Arts Degree Programs in Music (30-45% Music content)	2	3	44	11
Specific Master's Degree Program	2	10	96	44
General Master's Degree Program	0	0	0	0
Doctoral Degree Program	1	0	71	10
Undergraduate Level Non-Degree Programs (Certificate, Diploma, etc.)	0	0	0	0
Graduate Level Non-Degree Programs (Certificate, Diploma, etc.)	0	0	0	0
Grand Total	2	77	582	127

MUSIC MAJOR ENROLLMENT BY SIZE AND TYPE OF INSTITUTION
Public Institutions; 401+ Majors

	Number of Institutions with Majors	Music Major Enrollment Summer, 2014	Music Major Enrollment Fall, 2014	Number of Degrees / Certificates / Diplomas Awarded July 1, 2013 through June 30, 2014
Associate of Fine Arts or Equivalent (65% Music content)	0	0	0	0
Associate of Music Education, Music Business, and Music Combined with Outside Field (50% Music content)	0	0	0	0
Associate of Liberal Arts Degree Programs in Music (30-45% Music content)	0	0	0	0
Bachelor of Music Degree or Other Professional Degree Program (65% Music content)	0	0	0	0
Baccalaureate Degree Programs in Music Education, Music Therapy, and Music Combined with Outside Field (50% Music content)	0	0	0	0
Baccalaureate Liberal Arts Degree Programs in Music (30-45% Music content)	0	0	0	0
Specific Master's Degree Program	0	0	0	0
General Master's Degree Program	0	0	0	0
Doctoral Degree Program	0	0	0	0
Undergraduate Level Non-Degree Programs (Certificate, Diploma, etc.)	0	0	0	0
Graduate Level Non-Degree Programs (Certificate, Diploma, etc.)	0	0	0	0
Grand Total	0	0	0	0

MUSIC MAJOR ENROLLMENT BY SIZE AND TYPE OF INSTITUTION
All Institutions

	Number of Institutions with Majors	Music Major Enrollment Summer, 2014	Music Major Enrollment Fall, 2014	Number of Degrees / Certificates / Diplomas Awarded July 1, 2013 through June 30, 2014
Associate of Fine Arts or Equivalent (65% Music content)	0	0	0	0
Associate of Music Education, Music Business, and Music Combined with Outside Field (50% Music content)	0	0	0	0
Associate of Liberal Arts Degree Programs in Music (30-45% Music content)	0	0	0	0
Bachelor of Music Degree or Other Professional Degree Program (65% Music content)	4	17	145	24
Baccalaureate Degree Programs in Music Education, Music Therapy, and Music Combined with Outside Field (50% Music content)	4	51	369	56
Baccalaureate Liberal Arts Degree Programs in Music (30-45% Music content)	3	3	59	19
Specific Master's Degree Program	3	17	103	46
General Master's Degree Program	0	0	0	0
Doctoral Degree Program	1	0	71	10
Undergraduate Level Non-Degree Programs (Certificate, Diploma, etc.)	0	0	0	0
Graduate Level Non-Degree Programs (Certificate, Diploma, etc.)	0	0	0	0
Grand Total	4	88	747	155

HIGHER EDUCATION ARTS DATA SERVICES

MUSIC

Special Report

2014-2015

Copyright © 2015 by HEADS

**Higher Education Arts Data Services
11250 Roger Bacon Drive, Suite 21
Reston, Virginia 20190**

INSTITUTIONS INCLUDED IN THIS SURVEY BY STATE

TOTAL MUSIC STUDENT ENROLLMENT, ALL INSTITUTIONS

	Number of Institutions with Majors	Music Major Enrollment Summer, 2014	Music Major Enrollment Fall, 2014	Number of Degrees Awarded July 1, 2013 through June 30, 2014
Associate of Fine Arts Degree Programs or Equivalent (65% Music content)				
<i>Brass</i>				
Horn	0	0	0	0
Trumpet	0	0	0	0
Trombone	0	0	0	0
Euphonium	0	0	0	0
Tuba	0	0	0	0
Guitar	0	0	0	0
Harp	0	0	0	0
Harpichord	0	0	0	0
Jazz Studies	0	0	0	0
Music History/Literature	0	0	0	0
Organ	0	0	0	0
Percussion	0	0	0	0
Piano	0	0	0	0
<i>Strings</i>				
Violin	0	0	0	0
Viola	0	0	0	0
Cello	0	0	0	0
Double Bass	0	0	0	0
<i>Voice - Female</i>				
Soprano	0	0	0	0
Alto	0	0	0	0
<i>Voice - Male</i>				
Tenor	0	0	0	0
Bass	0	0	0	0
<i>Woodwinds</i>				
Flute	0	0	0	0
Oboe	0	0	0	0
Clarinet	0	0	0	0
Bassoon	0	0	0	0
Saxophone	0	0	0	0
Other	0	0	0	0
Total	0	0	0	0

TOTAL MUSIC STUDENT ENROLLMENT, ALL INSTITUTIONS

	Number of Institutions with Majors	Music Major Enrollment Summer, 2014	Music Major Enrollment Fall, 2014	Number of Degrees Awarded July 1, 2013 through June 30, 2014
Associate Degree Programs in Music Education, Music/Business, and Music Combined with an Outside Field (50% Music content)				
<i>Music Education</i>				
Choral	0	0	0	0
Instrumental	0	0	0	0
General	0	0	0	0
Combined tracks	0	0	0	0
No tracks specified	0	0	0	0
Music Industry/Music Business	0	0	0	0
Music Technology	0	0	0	0
Other	0	0	0	0
Total	0	0	0	0
Associate Liberal Arts Degree Programs in Music (30-45% Music content)				
Liberal Arts Degree	0	0	0	0
Other	0	0	0	0
Total	0	0	0	0

TOTAL MUSIC STUDENT ENROLLMENT, ALL INSTITUTIONS

	Number of Institutions with Majors	Music Major Enrollment Summer, 2014	Music Major Enrollment Fall, 2014	Number of Degrees Awarded July 1, 2013 through June 30, 2014
Bachelor of Music Degree Programs or Other Professional Degree Programs (65% Music content)				
Accompanying	0	0	0	0
<i>Brass</i>				
Horn	1	0	4	1
Trumpet	1	0	12	0
Trombone	1	0	14	2
Euphonium	1	0	4	0
Tuba	1	0	5	1
Composition	1	0	10	1
Guitar	1	0	6	1
Harp	0	0	0	0
Harpsichord	0	0	0	0
Jazz Studies	1	0	20	3
Literature	1	0	3	1
Music History	0	0	0	0
Organ	0	0	0	0
Percussion	1	0	15	3
Piano	1	0	5	1
Pedagogy	0	0	0	0
Sacred Music/Worship Studies	0	0	0	0
<i>Strings</i>				
Violin	1	0	3	1
Viola	0	0	0	0
Cello	1	0	1	0
Double Bass	1	0	4	1
Theory	0	0	0	0
Theory/Composition	1	0	7	2
<i>Voice - Female</i>				
Soprano	1	0	6	2
Alto	1	0	8	3
<i>Voice - Male</i>				
Tenor	1	0	9	2
Bass	1	0	7	1
<i>Woodwinds</i>				
Flute	1	0	4	0
Oboe	1	0	2	0
Clarinet	1	0	10	3
Bassoon	1	0	1	1
Saxophone	1	0	18	4
Other	0	0	0	0
Total	1	0	178	34

TOTAL MUSIC STUDENT ENROLLMENT, ALL INSTITUTIONS

	Number of Institutions with Majors	Music Major Enrollment Summer, 2014	Music Major Enrollment Fall, 2014	Number of Degrees Awarded July 1, 2013 through June 30, 2014
Baccalaureate Degree Programs in Music Education, Music Therapy, and Music Combined with an Outside Field (50% Music content)				
<i>Music Education</i>				
Choral	0	0	0	0
Instrumental	0	0	0	0
General	0	0	0	0
Combined tracks	0	0	0	0
No tracks specified	0	0	0	0
Music Therapy	0	0	0	0
Music/Arts Administration	0	0	0	0
Music/Engineering	0	0	0	0
Music Industry/Music Business	0	0	0	0
Music Technology	0	0	0	0
Musical Theatre	0	0	0	0
Other	0	0	0	0
Total	0	0	0	0
Baccalaureate Liberal Arts Degree Programs in Music (30-45% Music content)				
Liberal Arts Degree	0	0	0	0
Other	0	0	0	0
Total	0	0	0	0

TOTAL MUSIC STUDENT ENROLLMENT, ALL INSTITUTIONS

	Number of Institutions with Majors	Music Major Enrollment Summer, 2014	Music Major Enrollment Fall, 2014	Number of Degrees Awarded July 1, 2013 through June 30, 2014
Specific Master's Degree Programs				
Accompanying	0	0	0	0
Arts Administration	0	0	0	0
<i>Brass</i>				
Horn	0	0	0	0
Trumpet	1	0	1	0
Trombone	1	0	3	0
Euphonium	0	0	0	0
Tuba	1	0	1	0
Composition	1	0	4	0
Conducting	1	0	2	0
Ethnomusicology	0	0	0	0
Guitar	1	0	2	1
Harp	0	0	0	0
Harpsichord	0	0	0	0
Jazz Studies	0	0	0	0
<i>Music Education</i>				
Choral	1	0	6	1
Instrumental	1	0	8	1
General	0	0	0	0
Combined tracks	0	0	0	0
No tracks specified	0	0	0	0
Music History/Musicology	1	0	4	1
Music Therapy	0	0	0	0
Opera	1	0	2	1
Organ	0	0	0	0
Pedagogy	0	0	0	0
Percussion	1	0	2	1
Piano	1	0	2	1
Sacred Music/Worship Studies	0	0	0	0
<i>Strings</i>				
Violin	0	0	0	0
Viola	0	0	0	0
Cello	1	0	1	0
Double Bass	0	0	0	0
Theory	0	0	0	0
<i>Voice - Female</i>				
Soprano	0	0	0	0
Alto	0	0	0	0
<i>Voice - Male</i>				
Tenor	1	0	1	0
Bass	0	0	0	0
<i>Woodwinds</i>				
Flute	0	0	0	0
Oboe	0	0	0	0
Clarinet	0	0	0	0
Bassoon	0	0	0	0
Saxophone	0	0	0	0
Other	0	0	0	0
Total	1	0	39	7

TOTAL MUSIC STUDENT ENROLLMENT, ALL INSTITUTIONS

	Number of Institutions with Majors	Music Major Enrollment Summer, 2014	Music Major Enrollment Fall, 2014	Number of Degrees Awarded July 1, 2013 through June 30, 2014
General Master's Degree Programs				
General Master's in Music	0	0	0	0
Other	0	0	0	0
Total	0	0	0	0

TOTAL MUSIC STUDENT ENROLLMENT, ALL INSTITUTIONS

	Number of Institutions with Majors	Music Major Enrollment Summer, 2014	Music Major Enrollment Fall, 2014	Number of Degrees Awarded July 1, 2013 through June 30, 2014
Doctoral Degree Programs in Music				
Accompanying	0	0	0	0
<i>Brass</i>				
Horn	0	0	0	0
Trumpet	0	0	0	0
Trombone	0	0	0	0
Euphonium	0	0	0	0
Tuba	0	0	0	0
Composition	0	0	0	0
Conducting	0	0	0	0
Ethnomusicology	0	0	0	0
Guitar	0	0	0	0
Harp	0	0	0	0
Harpichord	0	0	0	0
Jazz Studies	0	0	0	0
<i>Music Education</i>				
Choral	0	0	0	0
Instrumental	0	0	0	0
General	0	0	0	0
Combined tracks	0	0	0	0
No tracks specified	0	0	0	0
Musicology	0	0	0	0
Opera	0	0	0	0
Organ	0	0	0	0
Pedagogy	0	0	0	0
Percussion	0	0	0	0
Piano	0	0	0	0
Sacred Music/Worship Studies	0	0	0	0
<i>Strings</i>				
Violin	0	0	0	0
Viola	0	0	0	0
Cello	0	0	0	0
Double Bass	0	0	0	0
Theory	0	0	0	0
<i>Voice - Female</i>				
Soprano	0	0	0	0
Alto	0	0	0	0
<i>Voice - Male</i>				
Tenor	0	0	0	0
Bass	0	0	0	0
<i>Woodwinds</i>				
Flute	0	0	0	0
Oboe	0	0	0	0
Clarinet	0	0	0	0
Bassoon	0	0	0	0
Saxophone	0	0	0	0
Other	0	0	0	0
Total	0	0	0	0

MUSIC MAJOR ENROLLMENT BY SIZE AND TYPE OF INSTITUTION
All Private Institutions

	Number of Institutions with Majors	Music Major Enrollment Summer, 2014	Music Major Enrollment Fall, 2014	Number of Degrees / Certificates / Diplomas Awarded July 1, 2013 through June 30, 2014
Associate of Fine Arts or Equivalent (65% Music content)	0	0	0	0
Associate of Music Education, Music Business, and Music Combined with Outside Field (50% Music content)	0	0	0	0
Associate of Liberal Arts Degree Programs in Music (30-45% Music content)	0	0	0	0
Bachelor of Music Degree or Other Professional Degree Program (65% Music content)	0	0	0	0
Baccalaureate Degree Programs in Music Education, Music Therapy, and Music Combined with Outside Field (50% Music content)	0	0	0	0
Baccalaureate Liberal Arts Degree Programs in Music (30-45% Music content)	0	0	0	0
Specific Master's Degree Program	0	0	0	0
General Master's Degree Program	0	0	0	0
Doctoral Degree Program	0	0	0	0
Undergraduate Level Non-Degree Programs (Certificate, Diploma, etc.)	0	0	0	0
Graduate Level Non-Degree Programs (Certificate, Diploma, etc.)	0	0	0	0
Grand Total	0	0	0	0

MUSIC MAJOR ENROLLMENT BY SIZE AND TYPE OF INSTITUTION
Private Institutions; 1-50 Majors

	Number of Institutions with Majors	Music Major Enrollment Summer, 2014	Music Major Enrollment Fall, 2014	Number of Degrees / Certificates / Diplomas Awarded July 1, 2013 through June 30, 2014
Associate of Fine Arts or Equivalent (65% Music content)	0	0	0	0
Associate of Music Education, Music Business, and Music Combined with Outside Field (50% Music content)	0	0	0	0
Associate of Liberal Arts Degree Programs in Music (30-45% Music content)	0	0	0	0
Bachelor of Music Degree or Other Professional Degree Program (65% Music content)	0	0	0	0
Baccalaureate Degree Programs in Music Education, Music Therapy, and Music Combined with Outside Field (50% Music content)	0	0	0	0
Baccalaureate Liberal Arts Degree Programs in Music (30-45% Music content)	0	0	0	0
Specific Master's Degree Program	0	0	0	0
General Master's Degree Program	0	0	0	0
Doctoral Degree Program	0	0	0	0
Undergraduate Level Non-Degree Programs (Certificate, Diploma, etc.)	0	0	0	0
Graduate Level Non-Degree Programs (Certificate, Diploma, etc.)	0	0	0	0
Grand Total	0	0	0	0

MUSIC MAJOR ENROLLMENT BY SIZE AND TYPE OF INSTITUTION
Private Institutions; 51-100 Majors

	Number of Institutions with Majors	Music Major Enrollment Summer, 2014	Music Major Enrollment Fall, 2014	Number of Degrees / Certificates / Diplomas Awarded July 1, 2013 through June 30, 2014
Associate of Fine Arts or Equivalent (65% Music content)	0	0	0	0
Associate of Music Education, Music Business, and Music Combined with Outside Field (50% Music content)	0	0	0	0
Associate of Liberal Arts Degree Programs in Music (30-45% Music content)	0	0	0	0
Bachelor of Music Degree or Other Professional Degree Program (65% Music content)	0	0	0	0
Baccalaureate Degree Programs in Music Education, Music Therapy, and Music Combined with Outside Field (50% Music content)	0	0	0	0
Baccalaureate Liberal Arts Degree Programs in Music (30-45% Music content)	0	0	0	0
Specific Master's Degree Program	0	0	0	0
General Master's Degree Program	0	0	0	0
Doctoral Degree Program	0	0	0	0
Undergraduate Level Non-Degree Programs (Certificate, Diploma, etc.)	0	0	0	0
Graduate Level Non-Degree Programs (Certificate, Diploma, etc.)	0	0	0	0
Grand Total	0	0	0	0

MUSIC MAJOR ENROLLMENT BY SIZE AND TYPE OF INSTITUTION
Private Institutions; 101-200 Majors

	Number of Institutions with Majors	Music Major Enrollment Summer, 2014	Music Major Enrollment Fall, 2014	Number of Degrees / Certificates / Diplomas Awarded July 1, 2013 through June 30, 2014
Associate of Fine Arts or Equivalent (65% Music content)	0	0	0	0
Associate of Music Education, Music Business, and Music Combined with Outside Field (50% Music content)	0	0	0	0
Associate of Liberal Arts Degree Programs in Music (30-45% Music content)	0	0	0	0
Bachelor of Music Degree or Other Professional Degree Program (65% Music content)	0	0	0	0
Baccalaureate Degree Programs in Music Education, Music Therapy, and Music Combined with Outside Field (50% Music content)	0	0	0	0
Baccalaureate Liberal Arts Degree Programs in Music (30-45% Music content)	0	0	0	0
Specific Master's Degree Program	0	0	0	0
General Master's Degree Program	0	0	0	0
Doctoral Degree Program	0	0	0	0
Undergraduate Level Non-Degree Programs (Certificate, Diploma, etc.)	0	0	0	0
Graduate Level Non-Degree Programs (Certificate, Diploma, etc.)	0	0	0	0
Grand Total	0	0	0	0

MUSIC MAJOR ENROLLMENT BY SIZE AND TYPE OF INSTITUTION
Private Institutions; 201+ Majors

	Number of Institutions with Majors	Music Major Enrollment Summer, 2014	Music Major Enrollment Fall, 2014	Number of Degrees / Certificates / Diplomas Awarded July 1, 2013 through June 30, 2014
Associate of Fine Arts or Equivalent (65% Music content)	0	0	0	0
Associate of Music Education, Music Business, and Music Combined with Outside Field (50% Music content)	0	0	0	0
Associate of Liberal Arts Degree Programs in Music (30-45% Music content)	0	0	0	0
Bachelor of Music Degree or Other Professional Degree Program (65% Music content)	0	0	0	0
Baccalaureate Degree Programs in Music Education, Music Therapy, and Music Combined with Outside Field (50% Music content)	0	0	0	0
Baccalaureate Liberal Arts Degree Programs in Music (30-45% Music content)	0	0	0	0
Specific Master's Degree Program	0	0	0	0
General Master's Degree Program	0	0	0	0
Doctoral Degree Program	0	0	0	0
Undergraduate Level Non-Degree Programs (Certificate, Diploma, etc.)	0	0	0	0
Graduate Level Non-Degree Programs (Certificate, Diploma, etc.)	0	0	0	0
Grand Total	0	0	0	0

MUSIC MAJOR ENROLLMENT BY SIZE AND TYPE OF INSTITUTION
All Public Institutions

	Number of Institutions with Majors	Music Major Enrollment Summer, 2014	Music Major Enrollment Fall, 2014	Number of Degrees / Certificates / Diplomas Awarded July 1, 2013 through June 30, 2014
Associate of Fine Arts or Equivalent (65% Music content)	0	0	0	0
Associate of Music Education, Music Business, and Music Combined with Outside Field (50% Music content)	0	0	0	0
Associate of Liberal Arts Degree Programs in Music (30-45% Music content)	0	0	0	0
Bachelor of Music Degree or Other Professional Degree Program (65% Music content)	1	0	178	34
Baccalaureate Degree Programs in Music Education, Music Therapy, and Music Combined with Outside Field (50% Music content)	0	0	0	0
Baccalaureate Liberal Arts Degree Programs in Music (30-45% Music content)	0	0	0	0
Specific Master's Degree Program	1	0	39	7
General Master's Degree Program	0	0	0	0
Doctoral Degree Program	0	0	0	0
Undergraduate Level Non-Degree Programs (Certificate, Diploma, etc.)	0	0	0	0
Graduate Level Non-Degree Programs (Certificate, Diploma, etc.)	0	0	0	0
Grand Total	1	0	217	41

MUSIC MAJOR ENROLLMENT BY SIZE AND TYPE OF INSTITUTION
Public Institutions; 1-100 Majors

	Number of Institutions with Majors	Music Major Enrollment Summer, 2014	Music Major Enrollment Fall, 2014	Number of Degrees / Certificates / Diplomas Awarded July 1, 2013 through June 30, 2014
Associate of Fine Arts or Equivalent (65% Music content)	0	0	0	0
Associate of Music Education, Music Business, and Music Combined with Outside Field (50% Music content)	0	0	0	0
Associate of Liberal Arts Degree Programs in Music (30-45% Music content)	0	0	0	0
Bachelor of Music Degree or Other Professional Degree Program (65% Music content)	0	0	0	0
Baccalaureate Degree Programs in Music Education, Music Therapy, and Music Combined with Outside Field (50% Music content)	0	0	0	0
Baccalaureate Liberal Arts Degree Programs in Music (30-45% Music content)	0	0	0	0
Specific Master's Degree Program	0	0	0	0
General Master's Degree Program	0	0	0	0
Doctoral Degree Program	0	0	0	0
Undergraduate Level Non-Degree Programs (Certificate, Diploma, etc.)	0	0	0	0
Graduate Level Non-Degree Programs (Certificate, Diploma, etc.)	0	0	0	0
Grand Total	0	0	0	0

MUSIC MAJOR ENROLLMENT BY SIZE AND TYPE OF INSTITUTION
Public Institutions; 101-200 Majors

	Number of Institutions with Majors	Music Major Enrollment Summer, 2014	Music Major Enrollment Fall, 2014	Number of Degrees / Certificates / Diplomas Awarded July 1, 2013 through June 30, 2014
Associate of Fine Arts or Equivalent (65% Music content)	0	0	0	0
Associate of Music Education, Music Business, and Music Combined with Outside Field (50% Music content)	0	0	0	0
Associate of Liberal Arts Degree Programs in Music (30-45% Music content)	0	0	0	0
Bachelor of Music Degree or Other Professional Degree Program (65% Music content)	0	0	0	0
Baccalaureate Degree Programs in Music Education, Music Therapy, and Music Combined with Outside Field (50% Music content)	0	0	0	0
Baccalaureate Liberal Arts Degree Programs in Music (30-45% Music content)	0	0	0	0
Specific Master's Degree Program	0	0	0	0
General Master's Degree Program	0	0	0	0
Doctoral Degree Program	0	0	0	0
Undergraduate Level Non-Degree Programs (Certificate, Diploma, etc.)	0	0	0	0
Graduate Level Non-Degree Programs (Certificate, Diploma, etc.)	0	0	0	0
Grand Total	0	0	0	0

MUSIC MAJOR ENROLLMENT BY SIZE AND TYPE OF INSTITUTION
Public Institutions; 201-400 Majors

	Number of Institutions with Majors	Music Major Enrollment Summer, 2014	Music Major Enrollment Fall, 2014	Number of Degrees / Certificates / Diplomas Awarded July 1, 2013 through June 30, 2014
Associate of Fine Arts or Equivalent (65% Music content)	0	0	0	0
Associate of Music Education, Music Business, and Music Combined with Outside Field (50% Music content)	0	0	0	0
Associate of Liberal Arts Degree Programs in Music (30-45% Music content)	0	0	0	0
Bachelor of Music Degree or Other Professional Degree Program (65% Music content)	1	0	178	34
Baccalaureate Degree Programs in Music Education, Music Therapy, and Music Combined with Outside Field (50% Music content)	0	0	0	0
Baccalaureate Liberal Arts Degree Programs in Music (30-45% Music content)	0	0	0	0
Specific Master's Degree Program	1	0	39	7
General Master's Degree Program	0	0	0	0
Doctoral Degree Program	0	0	0	0
Undergraduate Level Non-Degree Programs (Certificate, Diploma, etc.)	0	0	0	0
Graduate Level Non-Degree Programs (Certificate, Diploma, etc.)	0	0	0	0
Grand Total	1	0	217	41

MUSIC MAJOR ENROLLMENT BY SIZE AND TYPE OF INSTITUTION
Public Institutions; 401+ Majors

	Number of Institutions with Majors	Music Major Enrollment Summer, 2014	Music Major Enrollment Fall, 2014	Number of Degrees / Certificates / Diplomas Awarded July 1, 2013 through June 30, 2014
Associate of Fine Arts or Equivalent (65% Music content)	0	0	0	0
Associate of Music Education, Music Business, and Music Combined with Outside Field (50% Music content)	0	0	0	0
Associate of Liberal Arts Degree Programs in Music (30-45% Music content)	0	0	0	0
Bachelor of Music Degree or Other Professional Degree Program (65% Music content)	0	0	0	0
Baccalaureate Degree Programs in Music Education, Music Therapy, and Music Combined with Outside Field (50% Music content)	0	0	0	0
Baccalaureate Liberal Arts Degree Programs in Music (30-45% Music content)	0	0	0	0
Specific Master's Degree Program	0	0	0	0
General Master's Degree Program	0	0	0	0
Doctoral Degree Program	0	0	0	0
Undergraduate Level Non-Degree Programs (Certificate, Diploma, etc.)	0	0	0	0
Graduate Level Non-Degree Programs (Certificate, Diploma, etc.)	0	0	0	0
Grand Total	0	0	0	0

MUSIC MAJOR ENROLLMENT BY SIZE AND TYPE OF INSTITUTION
All Institutions

	Number of Institutions with Majors	Music Major Enrollment Summer, 2014	Music Major Enrollment Fall, 2014	Number of Degrees / Certificates / Diplomas Awarded July 1, 2013 through June 30, 2014
Associate of Fine Arts or Equivalent (65% Music content)	0	0	0	0
Associate of Music Education, Music Business, and Music Combined with Outside Field (50% Music content)	0	0	0	0
Associate of Liberal Arts Degree Programs in Music (30-45% Music content)	0	0	0	0
Bachelor of Music Degree or Other Professional Degree Program (65% Music content)	1	0	178	34
Baccalaureate Degree Programs in Music Education, Music Therapy, and Music Combined with Outside Field (50% Music content)	0	0	0	0
Baccalaureate Liberal Arts Degree Programs in Music (30-45% Music content)	0	0	0	0
Specific Master's Degree Program	1	0	39	7
General Master's Degree Program	0	0	0	0
Doctoral Degree Program	0	0	0	0
Undergraduate Level Non-Degree Programs (Certificate, Diploma, etc.)	0	0	0	0
Graduate Level Non-Degree Programs (Certificate, Diploma, etc.)	0	0	0	0
Grand Total	1	0	217	41