



MARSHALL UNIVERSITY

# FACULTY & STAFF GUIDE

## FOR INFORMATION TECHNOLOGY

Version Fall 2020

Marshall University Information Technology  
[www.marshall.edu/it](http://www.marshall.edu/it) • [itservicedesk@marshall.edu](mailto:itservicedesk@marshall.edu)





# NEED HELP?

## CONTACT THE IT SERVICE DESK

LOCATED on the first floor of the  
Drinko Library & Information Center

ITSERVICEDESK@MARSHALL.EDU

CHAT: [www.marshall.edu/it](http://www.marshall.edu/it)

(304) 696-3200



[www.marshall.edu/it](http://www.marshall.edu/it)  
[www.marshall.edu/it/student-guide](http://www.marshall.edu/it/student-guide)  
@Marshallu\_IT  
@MarshalluIT  
@Marshallu\_IT

# WELCOME

## FROM MARSHALL UNIVERSITY INFORMATION TECHNOLOGY

---

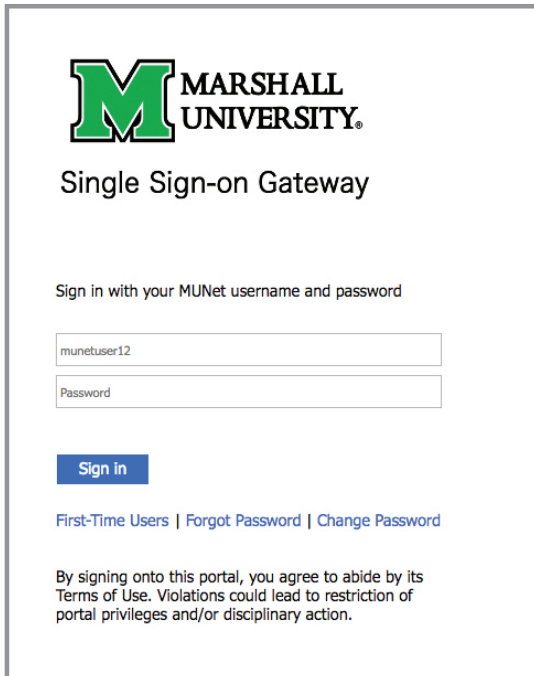
**The IT Faculty & Staff Guide lists the most commonly used technology resources available to you as a Marshall employee.** The available technologies are provided as resources to help you achieve your goal and to assist you in increasing productivity and collaboration whether in your workspace or the classroom. The Division of Information Technology has a host of knowledgeable staff should you require assistance.

All campuses at Marshall have classrooms with embedded technology to aid the faculty and the students in the learning process. Public and academic spaces are covered by the University's WiFi network. Technological innovation provides all of our campus users with collaborative, interactive and productivity tools.



# MUNet ID

[www.marshall.edu/id](http://www.marshall.edu/id)



**M MARSHALL UNIVERSITY.**

## Single Sign-on Gateway

Sign in with your MUNet username and password

**Sign in**

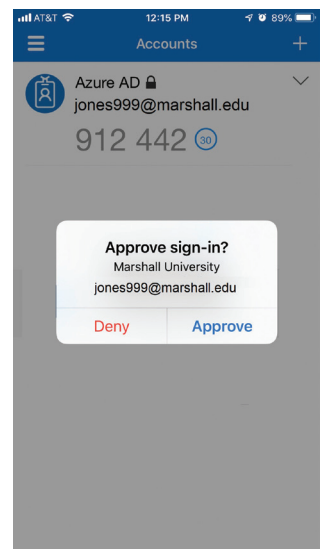
[First-Time Users](#) | [Forgot Password](#) | [Change Password](#)

By signing onto this portal, you agree to abide by its Terms of Use. Violations could lead to restriction of portal privileges and/or disciplinary action.

**MUNet ID is each user's personal username** that enables access to Marshall's network and computing infrastructure. You use your MUNet ID as your credentials to access Marshall's single sign-on portal (myMU), MUOnLine /Blackboard, campus-wide WIFI access network, and login to more than 1,500 computers on campus for Marshall users. Your MUNet ID is based on a combination of your lastname and possibly your first name or a sequence number, for example smith344 or smitha.

**Your MUNet ID is also the first part of your email address.**  
**User email addresses are:**  
**MUNetID@marshall.edu**

**Multi-Factor Authentication (MFA)**, also known as two-step authentication, is an added layer of security that MUIT has implemented to keep all of our users' data safe. By enabling MFA, you are helping to better secure your personal and university information and adding an extra layer of security to keep you from being compromised. To learn more, please visit [www.marshall.edu/mfa](http://www.marshall.edu/mfa).



Easy access to create your MUNet ID password for first-time users, reset your password if lost, or change your password or any reason is available at [www.marshall.edu/id](http://www.marshall.edu/id).

# myMU PORTAL

www.marshall.edu/mymu

myMU is a single sign-on portal that allows users to access a multitude of information spanning from grades, Blackboard, Email, MUAAlert, DegreeWorks, and many other resources.

**CALENDAR**

**CAMPUS EVENTS**

**COURSE SCHEDULE**

**ONLINE COURSE MATERIALS**

**EMAIL**

**GRADES**

### MU Directory

- All
- Students
- Employees

### Quick Links

- MUAAlert
- Degree Works
- LEARNING
- MyApps
- My Pay
- Event Scheduling
- My Retirement
- PeopleAdmin
- Banner9
- SSC Navigate
- MU BERT

### Employee Self-Service

- Services
  - Exchange Mail
  - IT Support
  - Marshall Information Liaison Online (MILO)
  - Event Scheduling
  - Time Sheet/TimeApproval
  - LinkedIn Learning
  - Campus Card Account
  - WMUL
  - eVoter
  - IT Billing
  - Argos
  - iContracts
- Payroll Services
- Resources

- Menu
- Home

### Quick Links

- Blackboard
- MUAAlert
- Degree Works
- LEARNING

- Student Self-Service
- News

### THE CENTER FOR TEACHING AND LEARNING (CTL)

PRESENTS

# TEACHING BOOT CAMP

All sessions will convene in OLD MAIN 109 • 2 P.M. – 4:30 P.M.


**Fall 2019 Schedule:**  
 AUGUST 30  
 SEPTEMBER 13

# COMMUNICATE

## unified communications

---

**As a Marshall employee, you are provided access to University email on our Microsoft Exchange environment via Microsoft Outlook. Microsoft Outlook is the email client that is included in various releases of Microsoft Office.**



The desktop **Outlook** client is installed locally on your PC, Mac, or mobile device and allows for online and offline access to your Marshall University email, contacts, global address lists, calendar, tasks, and notes.

The Microsoft Office 365 provides online-only access to your Marshall University email and provides you with a lot of the same access and features as the desktop client.

### **OUTLOOK.OFFICE.COM**

Check out our “How Do I...” section for instructions on how to add your email to your mobile device.



### **Microsoft Teams**

Microsoft Teams is the hub for team collaboration in Office 365 that integrates the people, content, and tools your team

needs to be more engaged and effective. With Teams, there’s no limit to what you can achieve. Teams brings everything together in a shared workspace where you can chat, meet, share files, and work with business apps.



### **OneDrive**

OneDrive is Microsoft’s storage service for hosting files in the cloud. OneDrive offers users

a simple way to store, sync and share various types of files, with coworkers, students, and other people and devices on the internet. It can also be used to synchronize system settings, visual customizations. Start using OneDrive along with Teams and OneNote to create, access, and collaborate seamlessly today!

# MUOnline

[www.marshall.edu/muonline](http://www.marshall.edu/muonline)



## Blackboard

### MUOnLine is a learning management system

powered by Blackboard, which allows faculty to connect course content and information to students online.

Staff and departments can also use MUOnLine to organize trainings, interact with their colleagues, and store department or committee information in one secure location.

- Contact students & colleagues
- Grade assessments & homework
- Share course content & syllabi
- Update course schedule

### Mobile apps available:

Blackboard App for Students

Blackboard Instructor

Blackboard Grader (for iPad only)



For additional information on Bb mobile apps check the Tech Support tab in Blackboard.

### DIGITAL MEDIA SERVICES

Our staff has experience ranging from cutting edge streaming technology via livestream, lecture capture with Camtasia Relay or Ensemble. We can help integrate your projects into Blackboard or help you distribute them to colleagues around the world. We can help you create Interactive Videos, which infuse the power of showing your students' techniques, information, and events in video form with integrated testing that can be tracked and captured in Blackboard.

[WWW.MARSHALL.EDU/IT/DIGITAL-MEDIA-SERVICES](http://WWW.MARSHALL.EDU/IT/DIGITAL-MEDIA-SERVICES)

### Lecture Capture via TechSmith Relay

### Virtual Classrooms

### Bb Collaborate

### Zoom

### Video and/or Audio streaming library via Ensemble





# HARDWARE

## new purchase recommendations

**Marshall University Information Technology supports both Windows PC and Apple computer products.**

Our technicians will assist in the setup of your chosen device and point you to any training you may need. If you're unsure which platform to buy, you can consult with your department to see if there is a recommendation from the academic side.

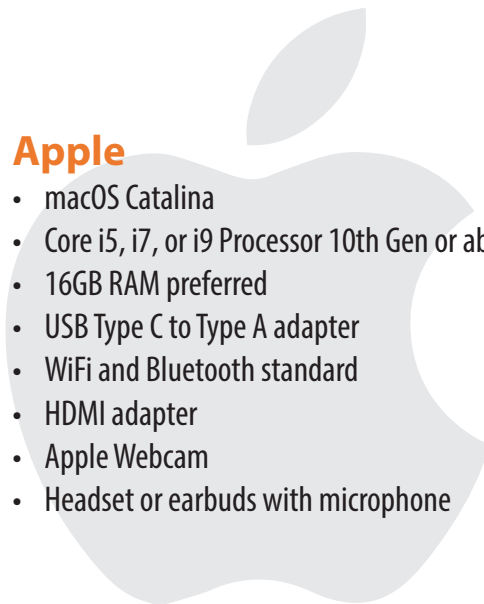
The configurations below are what is recommended to students for their personal purchases. For information on centrally funded and departmentally purchased machines, please visit [www.marshall.edu/it/computer-request](http://www.marshall.edu/it/computer-request).

### Windows

- Core i5, i7, or i9 Processor 10th Gen or above
- 16GB RAM preferred
- 1,920×1,080 Full HD Display minimum
- USB 3.x (3.2 gen 2 preferred) minimum with USB Type C port availability preferred
- Thunderbolt 3 preferred
- WiFi 5 min / WiFi6 preferred
- Bluetooth 4.x min / 5.x preferred
- HDMI port or adapter
- 720p (1 megapixel) Webcam minimum
- 1080p (2 megapixel) Webcam preferred
- Headset or earbuds with microphone

### Apple

- macOS Catalina
- Core i5, i7, or i9 Processor 10th Gen or above
- 16GB RAM preferred
- USB Type C to Type A adapter
- WiFi and Bluetooth standard
- HDMI adapter
- Apple Webcam
- Headset or earbuds with microphone



For more information on new purchase recommendations including specific computer models and tablets please visit: [www.marshall.edu/it/recommendations](http://www.marshall.edu/it/recommendations)



# SOFTWARE

[www.marshall.edu/it/availablesoftware](http://www.marshall.edu/it/availablesoftware)



**Office 365 is available free to all current Marshall faculty and staff.** Your Marshall account (MUNETID) allows you to install the latest version of Office on up to 5 devices including desktops, laptops, tablets, and other mobile devices.



Word



Excel



PowerPoint



Teams



Outlook



Available on campus, IBM SPSS Statistics is an integrated family of products that addresses the entire analytical process, from planning to data collection to analysis, reporting and deployment.



Available on campus, SAS/STAT meets both specialized and enterprise-wide statistical needs.



WDATP

**The MU Information Security** office strongly recommends using antivirus software and keeping operating systems up-to-date to keep your personal and university data safe from criminals. Antivirus software is required to connect to the Marshall network.



OneDrive

**Create, edit and share documents** from any device, collaborate and work together with other people at the same time. In addition, OneDrive provides faculty and staff with **1 TB** of storage for all their files.



To view a full listing of all available software please visit [www.marshall.edu/it/availablesoftware](http://www.marshall.edu/it/availablesoftware)



# MUWiFi

[www.marshall.edu/wifi](http://www.marshall.edu/wifi)

---

**PLEASE NOTE:  
PERSONAL ROUTERS  
ARE PROHIBITED  
ON CAMPUS BY  
MARSHALL  
UNIVERSITY**

**MU WiFi** is Marshall's campus wide WiFi network. MUWiFi is dedicated for MU students, faculty and staff to connect mobile devices (SmartPhones, tablets, notebooks, etc.) and obtain access to the campus network resources as well as the internet. MU users have the ability to access WiFi service anywhere it is available on Marshall's campus using each individual's MUNet ID and password.

Marshall students, faculty, and staff have the ability to sponsor guests with WiFi accounts which can access Marshall's **MU\_GUEST WiFi service** anywhere WiFi is available on Marshall's campus.

Users have the ability to connect their Apple TV, Smart TV, and other WiFi enabled devices through Marshall University's **MU DeviceNet service**. However, users are encouraged to use a wired connection when possible to improve performance. Register your device at <http://mydevices.marshall.edu>

Marshall University Residence Hall rooms are wired with **high-speed Ethernet connections**, as well as WiFi wireless access enabling high-speed data communications through network jacks found on wall plates in every room. All Residence Halls have "Pervasive" WiFi providing coverage and capacity to all residents.



For more information or to learn how to connect your devices please visit: [www.marshall.edu/it/howdoi](http://www.marshall.edu/it/howdoi).

# CAMPUS ID Office

[www.marshall.edu/campusid](http://www.marshall.edu/campusid)

---

**The Campus ID Office makes Marshall University photo identification cards and badges for University students, faculty and staff.** In addition to ID cards, they provide assistance with Herd Points (campus debit spending program) and meal plans. Valid, government issued photo ID (driver's license, passport, US military ID) is required to obtain your Marshall ID card.



## HERD POINTS

Herd Points is a valued service available via your ID card. By placing money on your account, your card serves as a pre-paid debit card accepted at numerous locations on campus. Points are required to pay for copies and printing in the computer labs and libraries. **Some locations and services offer a discount when paying with Points. For a list of locations that accept Points and discounts, visit [www.marshall.edu/campusid](http://www.marshall.edu/campusid) and click on "Points Plan".**

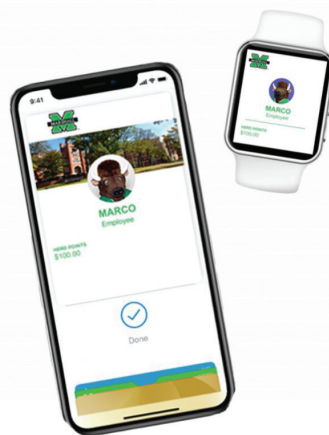


For more information on the Campus ID office please visit: [www.marshall.edu/campusid](http://www.marshall.edu/campusid)

## Photos for ID cards can be taken at the following locations:

- Huntington Campus – at the ID Office (Drinko Library Room 143)
- South Charleston – library
- Mid-Ohio Valley Center in Point Pleasant
- Teays Valley Regional Center

**MARSHALL ID CARDS MAY ONLY BE USED BY THE PERSON WHOSE NAME AND PHOTO ARE ON THE CARD. Any alteration or misuse of university ID cards is prohibited and subject to disciplinary action.**



**Marshall faculty, staff, and students can now use Marshall Mobile ID by adding their mobile ID cards to iPhone and Android devices to use around campus. More info at [www.marshall.edu/it/mobile-id/](http://www.marshall.edu/it/mobile-id/).**



# PRINTSCANCOPY

on-campus printing, scanning, copying and faxing

---



**OneNote** is your digital notebook for capturing and organizing everything across your devices. Jot down your ideas, keep track of classroom and meeting notes, clip from the web, or make a to-do list, as well as draw and sketch your ideas.



**Office Lens** trims, enhances and makes pictures of whiteboards and docs readable, and saves them to OneNote. You can use Office Lens to convert images to PDF, Word and PowerPoint files too.

**Printing, scanning & copying are available to Marshall users in various locations across Marshall's campus including Drinko Library.**

## WHERE CAN I PRINT, SCAN OR COPY?

Marshall University offers multiple printing, scanning and copying stations across campus including residence halls, computer labs and the Drinko Library. At each of these locations computers are set up and connected to printing stations. You can use an external hard drive or USB drive to print documents, scan documents back to your drive or copy documents.

## IS THERE A COST TO PRINT SCAN OR COPY?

Scanning is completely free, however printing and copying are available to Marshall users at an extremely reasonable and affordable price point. Currently, the cost is \$0.10 per page for black & white prints and \$0.25 per page for color prints.

## WHERE CAN I FAX DOCUMENTS?

Marshall University users can fax documents in Old Main, Room B23 (the Mail Room). Sending faxes cost \$1.00 per page inside the US and \$2.00 per page outside of the US. Receiving faxes cost \$ .25 per page. Contact MU Mail Services for more information 304-696-6644.

Online services from companies such as [www.myfax.com](http://www.myfax.com) offer a free 30 day trial. MUIT does encourage users to use discretion when sharing personal information such as social security numbers, etc.

**Adobe Reader is available for free download for iOS, Android, macOS and Windows 10. <https://get.adobe.com/reader/>**



**For more information on all printing and copying services  
Please visit: [www.marshall.edu/it/duplicate](http://www.marshall.edu/it/duplicate)**

# TECI&UCF

group collaboration & multimedia presentation

---

**The purpose of  
TECI and UCF rooms  
is to enhance the  
learning experience  
for students by  
providing them and  
their instructors  
state-of-the-art  
technological tools  
in both classroom  
settings and for  
individual use.**

## **WHAT ARE TECI ROOMS?**

TECI rooms are Technology Enhanced Classrooms and you will find them scattered throughout campus. Each of the TECI rooms are equipped with a computer workstation and instructor podium at the front of the room, digital projection (either a projector or large, mounted display), and audio. Each of the TECI Rooms have similar controls and are all designed to have the same look and feel making teaching and learning in each room a comfortable and familiar experience.

## **WHAT IS UCF?**

University Computing Facilities ,or UCF, are centrally managed computer classrooms located around campus (CH 330/332, SH 532, HH 444, Drinko Library and all facilities on the South Charleston Campus) Each computer in all of the UCF sites is setup identically. They all contain the same software and provide a seamless experience for those using the equipment. You can reserve these classrooms by contacting Facilities Scheduling or, if you need a semester long reservation, you can contact the Registrar's office.

Information on TECI rooms and UCF classrooms,  
please visit [www.marshall.edu/it/ucf](http://www.marshall.edu/it/ucf)



For more information on TECI rooms please visit:  
[www.marshall.edu/it/TECI](http://www.marshall.edu/it/TECI)

For more information on labs please visit:  
[www.marshall.edu/it/UCF](http://www.marshall.edu/it/UCF)

# POLICIES

## & research computing

---



### IT POLICIES AND PROCEDURES

The Information Technology Council is the official university committee governing computer and network usage at Marshall University. Below you will find a list of the policies and guidelines affecting the usage of information technology tools and services at the university campus.



For more information on ITC Policies and Procedures  
Please visit: [www.marshall.edu/it/itc/policies](http://www.marshall.edu/it/itc/policies)

### RESEARCH COMPUTING

Marshall University IT provides support to research computing in all phases of research. In addition to supporting the high performance computing cluster and storage in the data center, IT staff assist students and researchers in the following:

**GRANT PROPOSAL PREPARATIONS - DATA MANAGEMENT PLAN  
HARDWARE & SOFTWARE ACQUISITION - HARDWARE SETUP & SOFTWARE INSTALLATION - SERVER,  
STORAGE & VIRTUAL MACHINES ON-PREMISE AND CLOUD HOSTING - PERFORMANCE TUNING &  
MONITORING - LINUX & WINDOWS SYSTEMS ADMINISTRATION & CONFIGURATION - CONDUCTING  
RESEARCH COMPUTING WORKSHOPS & TRAINING**



For more information on research computing  
Please visit: [www.marshall.edu/it/research](http://www.marshall.edu/it/research)

# CONNECTING

off campus

---



## EDUROAM & INTERNET2

MUIT partners with Eduroam, a WiFi authentication service, allowing Marshall users access to wireless networks from other participating institutions around the world while they are off-campus. Eduroam is available at more than 12,000 locations worldwide, including more than 450 colleges and universities in 69 countries. If you are off-campus keep this available service in mind and log into Eduroam at a participating campus near you and have access to a secure WiFi network. Conversely, visitors from eduroam partners and Internet2 member institutions can connect to Marshall's wireless network using their home institution credentials. Find out more at [www.marshall.edu/it/eduroam](http://www.marshall.edu/it/eduroam).



## REMOTE ACCESS

Marshall University provides Students, Staff and Faculty a way to securely connect back to the Marshall University Network (MUNet) over the Internet. By connecting from off campus you will be able to access campus services and resources as if you were on campus. These services include accessing network shares; Microsoft SharePoint, and Banner related services. Find out additional information at:

[www.marshall.edu/it/departments/it-service-desk/network-wireless](http://www.marshall.edu/it/departments/it-service-desk/network-wireless)



For more information on Eduroam & Internet2 please visit: [www.marshall.edu/it/eduroam](http://www.marshall.edu/it/eduroam)  
[www.marshall.edu/it/internet2](http://www.marshall.edu/it/internet2)

# LinkedIn Learning

video training and lessons

The screenshot shows the LinkedIn Learning interface. At the top, there is a search bar with the text "Search for skills, subjects or software" and a "Home" button. Below the search bar, the section "Trending for University Professors" features three video thumbnails. The first is "SPSS for Academic Research" by Yash Patel, with a duration of 2h 42m. The second is "Creating a Culture of Learning" by Britt Andreatta, with a duration of 1h 13m. The third is "Organizational Learning and Development" by Britt Andreatta, with a duration of 1h 32m.

**Your LinkedIn Learning Online Training Library** provides easy-to-follow video lessons from experts in each subject area. As a Marshall University employee, you have access to the full online library using your MUNet username and password as your login credentials. LinkedIn Learning is a great way to obtain essential skills needed in the workplace, improving your productivity, and can easily be implemented into your Blackboard course.

The screenshot shows the "In Progress" section of the LinkedIn Learning interface. It includes tabs for "In Progress (4)", "Saved (1)", "Collections", "From Your Organization (1)", "Learning History", and "Skills (8)". Three items are listed:

- LEARNING PATH: Become an IT Security Specialist**  
Skills: Network Security, Information Security  
Duration: 20h 28m
- COURSE: How to Use LinkedIn Learning**  
By: Oliver Schinkten · Released on September 22, 2016  
Duration: 36m 53s
- COURSE: Excel 2013 Essential Training**  
By: Dennis Taylor · Released on January 29, 2013  
Duration: 6h 32m

[www.marshall.edu/it/linkedin-learning/](http://www.marshall.edu/it/linkedin-learning/)



LEARNING  
WITH **Lynda.com**® CONTENT



**A mobile app is available to allow you to download complete courses to view offline anytime and anywhere. Check the app store for your device.**



# IT SERVICE DESK

[www.marshall.edu/it](http://www.marshall.edu/it)

---

**For your convenience, the MU IT Service Desk and Campus ID office are co-located on the west end of the Drinko Library & Information Center.**

The Information Technology Service Desk provides the University community with technical support services on a variety of issues and platforms. Technical assistance is available in-person, on the telephone, or online via email and live chat. Some of the more common visits to the service desk include assistance with Username/Password issues, connecting to MU WiFi, setting up email on mobile devices, and downloading software.

## TECH TIPS

- ❑ **Changed your password?**  
[www.marshall.edu/id](http://www.marshall.edu/id)
- ❑ **Checked that your computer meets our recommendations?**  
Get recommendations on new hardware purchases  
[www.marshall.edu/it/recommendations](http://www.marshall.edu/it/recommendations)
- ❑ **Enabled Multi-Factor Authentication (MFA)?** To protect you from threats to your personal and university data, Marshall users are now required to enroll in MFA.  
[www.marshall.edu/mfa](http://www.marshall.edu/mfa)
- ❑ **Installed antivirus software on your machine?** The MU Information Security office strongly recommends using antivirus software and keeping operating systems up-to-date.  
[www.marshall.edu/infosec](http://www.marshall.edu/infosec)
- ❑ **Downloaded Office 365?** MU employees can install the latest version of Office on up to 5 PCs or Macs and on other mobile devices including Android, iPad®, and Windows tablets. It includes 1 TB of OneDrive storage.  
[www.marshall.edu/it/office365/](http://www.marshall.edu/it/office365/)
- ❑ **Connected using your MUNet login?** Sign in to computers on campus, the wireless network, myMU, MUOnLine and MUNet all with one single sign-on ID. For more information on single sign-on [www.marshall.edu/it/sso](http://www.marshall.edu/it/sso)
- ❑ **Signed up for MUAAlert?** You'll only receive emergency alerts from our MUAAlert Emergency Notification System including University closings. **Sign up using the MUAAlert icon on the Quick Launch pad in myMU.**
- ❑ **Downloaded the MUMobile app?** You can access resources on the go using the MUMobile app. More info at [www.marshall.edu/mumobile](http://www.marshall.edu/mumobile). Free download available in the App Store and Google Play.
- ❑ **Downloaded additional free software available to you and students?** Software such as MATLAB, Mathematica, SAS, SPSS, and more are available to you and your students at no cost.  
[www.marshall.edu/it/availablesoftware](http://www.marshall.edu/it/availablesoftware)
- ❑ **Accessed printers and copiers at a low price and free scanning?** You can add money to your ID card for printing and copies, or save a tree and scan.  
[www.marshall.edu/it/duplicate](http://www.marshall.edu/it/duplicate)

## SERVICE CATALOG

Marshall University's service catalog details all available IT related services for faculty, staff and departments. Here you can find information relating to your email, telephone, media, business process improvement, campus services and more.

**Email & Cloud**

**Web**

**Telephone**

**Media**

**Security**

**Contact:**  
[itservicesdesk@marshall.edu](mailto:itservicesdesk@marshall.edu)  
**(304) 696-3200**

# MU ALERT

[www.marshall.edu/emergency/mualert](http://www.marshall.edu/emergency/mualert)

## IMPORTANT NUMBERS

### MUPD

(304) 696-4357

ON CAMPUS **6HELP**




### EMERGENCY

911

### MU SWITCHBOARD

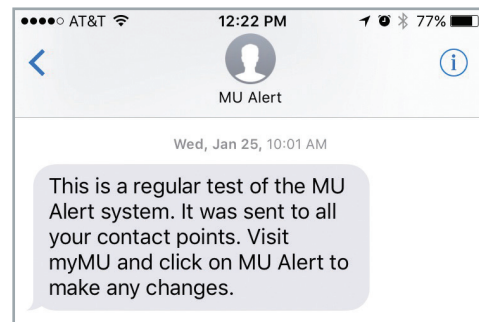
(304) 696-3170

## RECEIVE ALERTS BY

-  Text Message
-  Phone Call
-  Email

**If a situation doesn't feel right or if you need emergency assistance, always trust your instincts: Call 911.**

Marshall University cares about the safety of its students, faculty and staff. The MU Alert Notification System is a multimodal communication system that will allow the University to send simultaneous alerts, warnings, or cautions any time hazardous conditions arise on campus that could affect and/or threaten the health and safety of members of the Marshall community.



MU users can sign up, update or remove information at [www.marshall.edu/mymu](http://www.marshall.edu/mymu).



# GET CONNECTED

services to get connected

## SOCIAL MEDIA

[www.marshall.edu/it](http://www.marshall.edu/it)

[www.marshall.edu/it/faculty-staff-guide](http://www.marshall.edu/it/faculty-staff-guide)

@Marshallu\_IT

@MarshalluIT

@Marshallu\_IT

## BeHerd

**We want your voice to be heard! Please take the time to let us know how we're doing and what we can do better.**

The faculty and staff of Marshall University strive to be the best. We are very proud of our commitment to customer service, and we want your voice to Be Herd! Please take the time to let us know how we're doing and what we can do better. Each message sent through the Be Herd portal will be seen and answered by the appropriate administrator. **Don't be shy, Be Herd!**

[www.marshall.edu/beherd](http://www.marshall.edu/beherd)

## MUMobile

MUMobile provides access to the latest news and information from Marshall University, and delivers it to your hands through your mobile device. Use MUMobile to search the campus phone directory, locate buildings on campus, view available courses, keep up with the latest sports scores, and get access to all the events happening on campus. Available for download in the app store for your device.

[www.marshall.edu/mumobile/](http://www.marshall.edu/mumobile/)

## Transact eAccounts


Blackboard Transact eAccounts ensures easy and secure access to manage stored value accounts and ID card status directly through the app. Key Features: You can access current account balances, access recent transactions, make deposits to your account using a previously saved payment method, manage ID card status, and change or update your PIN.


[www.marshall.edu/it/eaccounts](http://www.marshall.edu/it/eaccounts)








**MARSHALL UNIVERSITY  
INFORMATION TECHNOLOGY**

 [www.marshall.edu/it](http://www.marshall.edu/it)

 [www.marshall.edu/it/faculty-staff-guide](http://www.marshall.edu/it/faculty-staff-guide)

 @Marshallu\_IT

 @MarshalluIT

 @Marshallu\_IT