
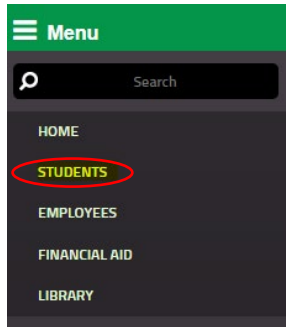
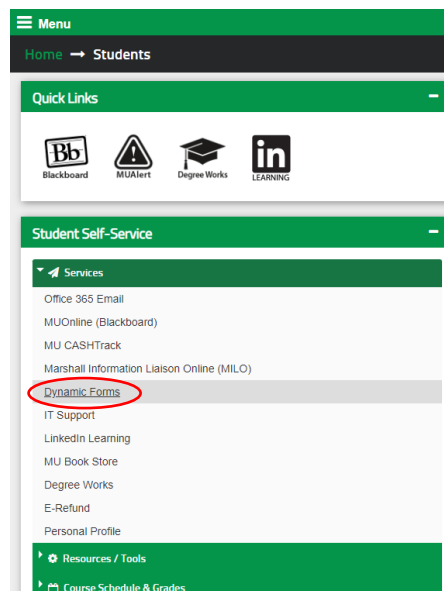


Instructions for MU DPT Early Assurance Online Application (update: 10/25/2022)

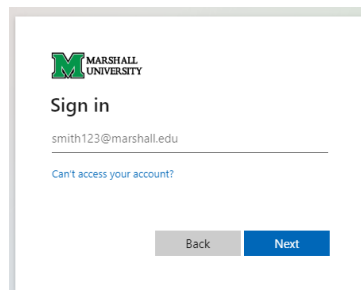
1. Sign into mymu.marshall.edu
2. Click the hamburger menu “ Menu” on the top left corner of your screen and navigate to the Student tab.



3. Once you are on the student tab, navigate to the Student Self-Service Section and click the drop down for the Services menu and select Dynamic Forms- see below:



4. Once you click on Dynamic Forms you will be directed to login with your Marshall email address and password.



5. Once you are logged in keep the Dynamic Forms window open and return to the following link provided for the application.

School of Physical Therapy Early Assurance Program Application:

<https://dynamicforms.ngwebsolutions.com/Submit/Start/48e71af1-7159-4e6b-9b7d-36e2cab5b3ac?SSO=N>

Your parent/legal guardian will use the link provided in the email we send and need to create a Dynamic Forms account to provide his/her signature for your application. If you have any issues or questions on accessing your MyMU account for the first time you can follow the instructions at this link: <https://www.marshall.edu/selfservice/ftuactivation/index.php> or contact the IT Service Desk at (304) 696-3200 Option 1.