

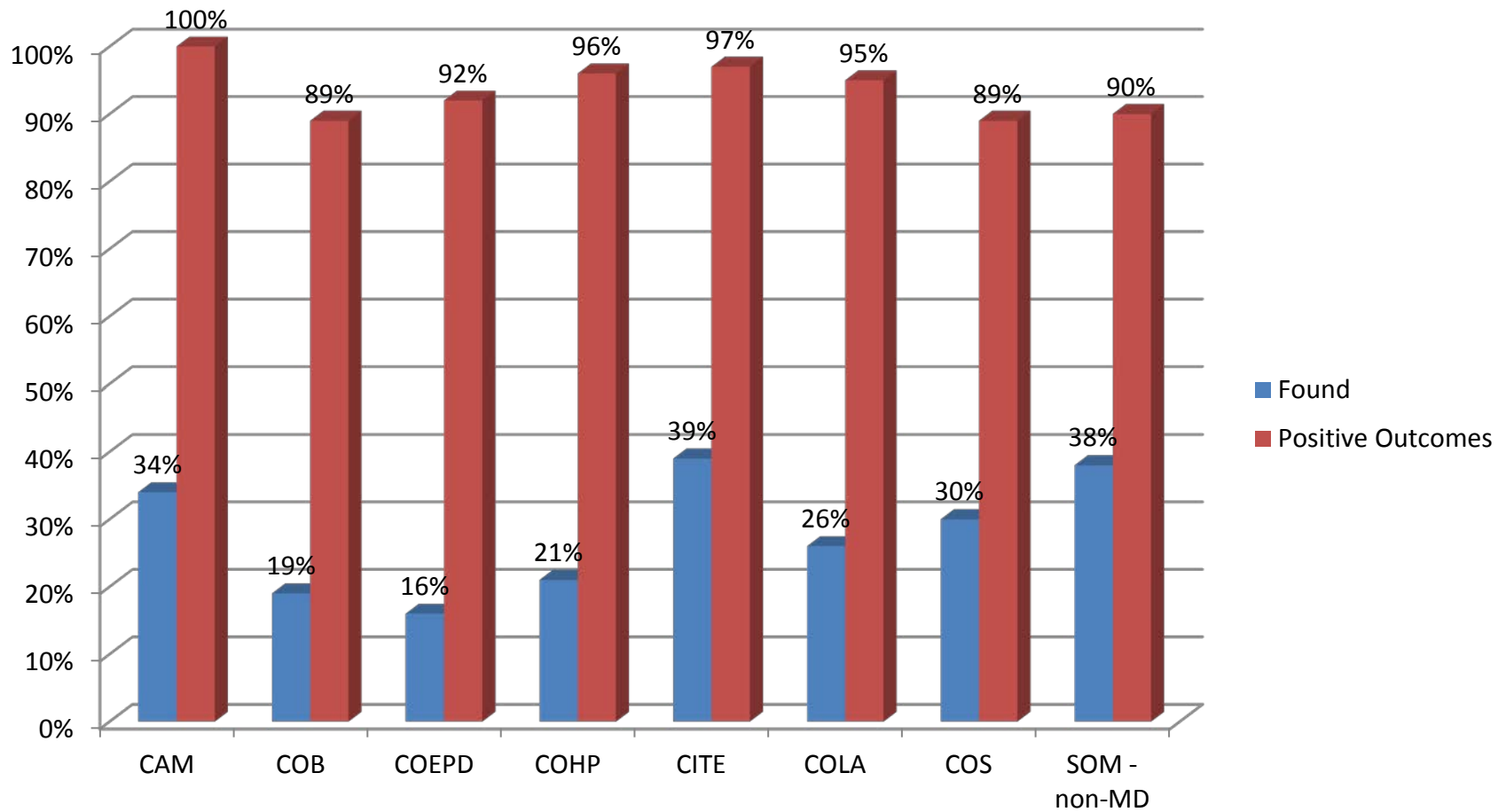
Employer Find Data by College

Marshall University's Masters and Doctoral Graduates

Summer 2009 – Spring 2013

Summary for Marshall's Graduate Programs:

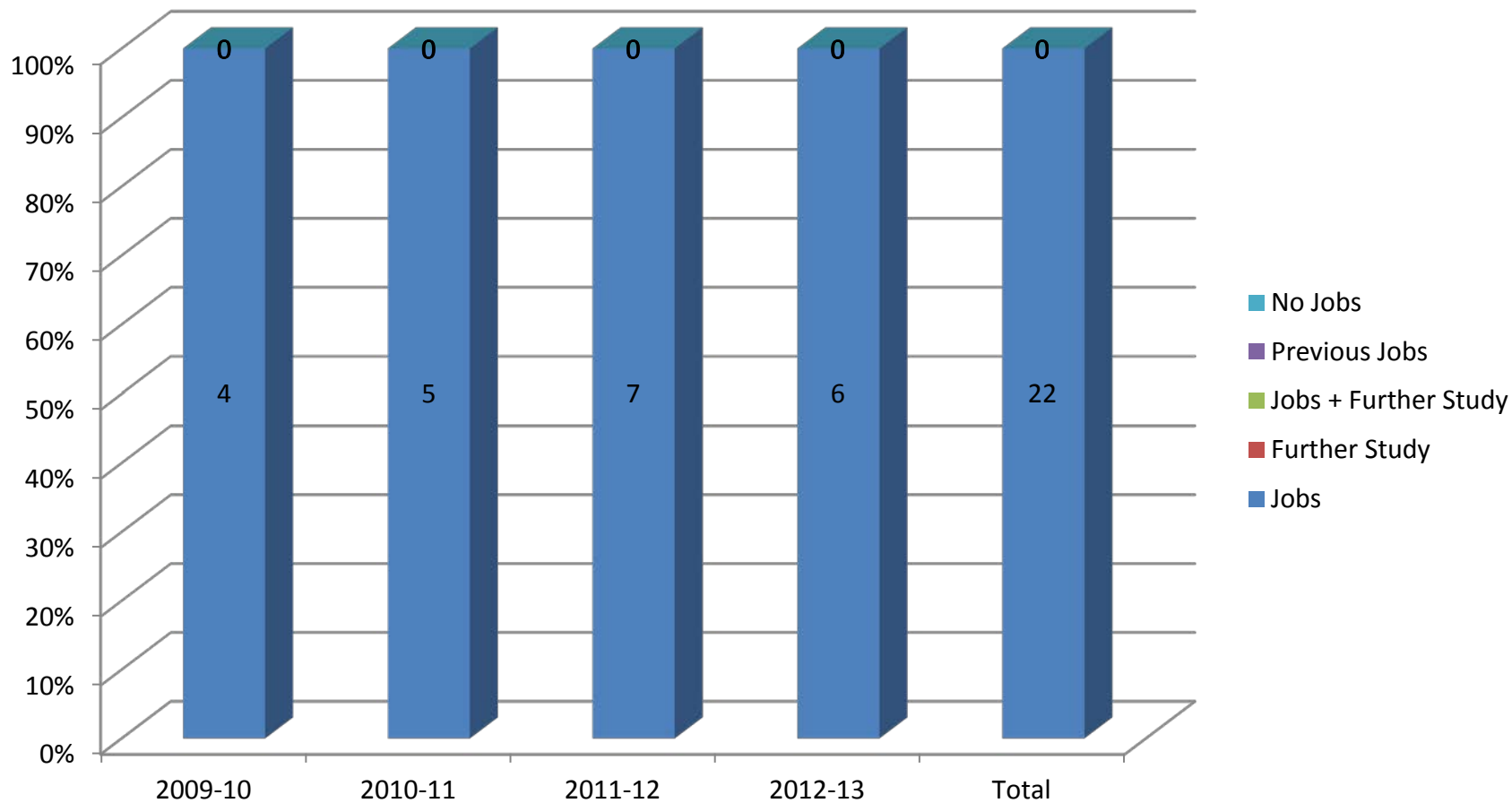
% of graduates for whom information was found and % of those graduates who have positive outcomes (present job, past job, further graduate study)



College of Arts and Media

	2009 – 2010	2010 – 2011	2011 – 2012	2012 – 2013	Total
Jobs	4	5	7	6	22
Jobs + Further Study	0	0	0	0	0
Further Study	0	0	0	0	0
Previous Jobs	0	0	0	0	0
(Jobs) + (Jobs and Further Study) + Further Study + Previous Jobs	4 (25%)	5 (29%)	7 (35%)	6 (50%)	22 (34%)
No Jobs	0 (0%)	0 (0%)	0 (0%)	0 (0%)	0 (0%)
No Information	12 (75%)	12 (71%)	13 (65%)	6 (50%)	43 (66%)
Total Found	4 (25%)	5 (29%)	7 (35%)	6 (50%)	22 (34%)
Number Queried	16	17	20	12	65

College of Arts and Media: Placement for Graduates for Whom Information was Obtained



College of Arts and Media:

Job Title

Wordle (generated from www.wordle.net)



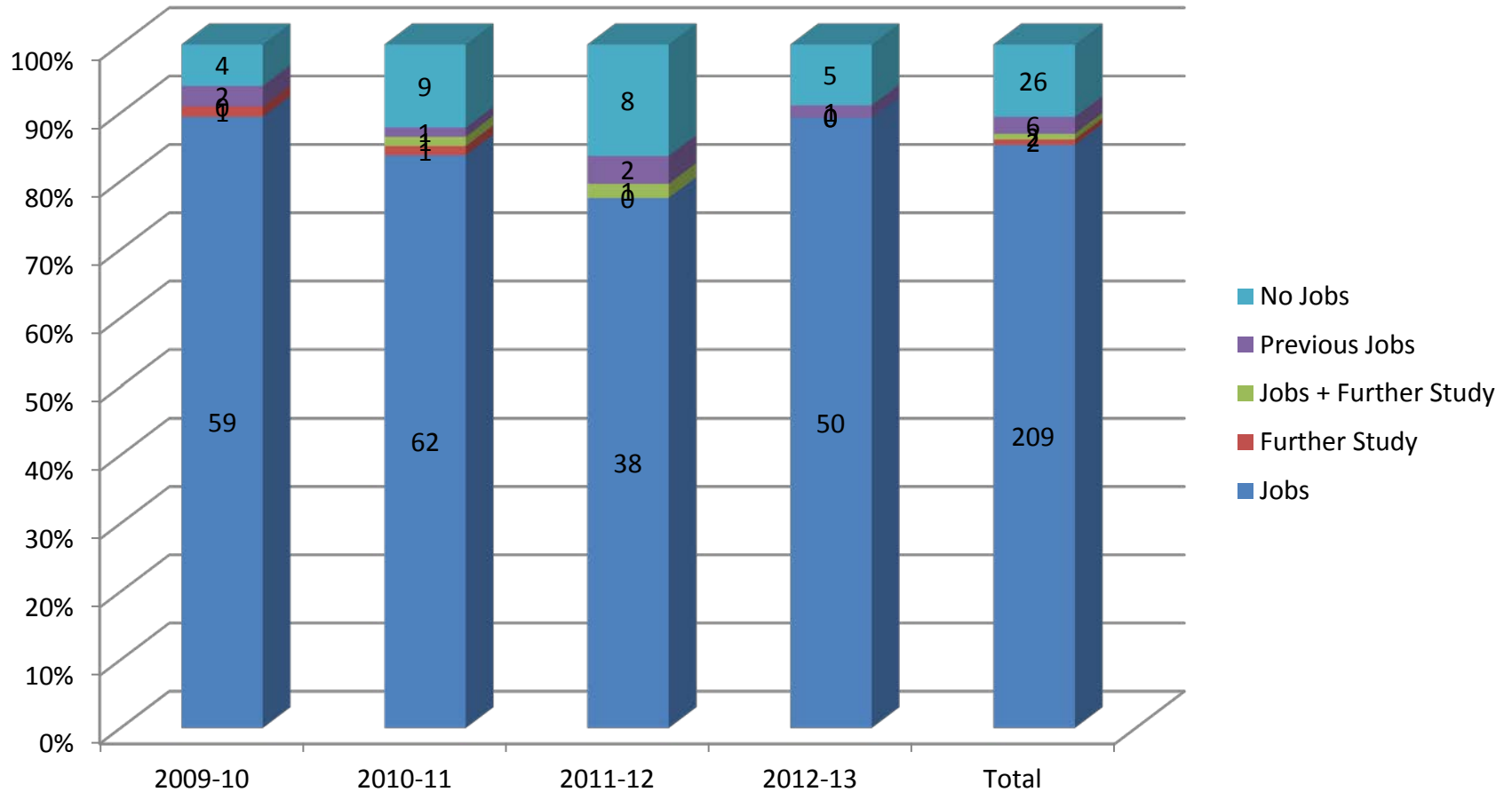
College of Arts and Media:
Industry in which Employed
Wordle (generated from www.wordle.net)



College of Business

	2009 – 2010	2010 – 2011	2011 – 2012	2012 – 2013	Total
Jobs	59	62	38	50	209
Jobs + Further Study	0	1	1	0	2
Further Study	1	1	0	0	2
Previous Jobs	2	1	2	1	6
(Jobs) + (Jobs and Further Study) + Further Study + Previous Jobs	62 (33%)	65 (36%)	41 (30%)	51(40%)	219 (35%)
No Jobs	4 (2%)	9 (5%)	8 (6%)	5 (4%)	26 (4%)
No Information	120 (65%)	109 (60%)	88 (64%)	71 (56%)	388 (61%)
Total Found	66 (35%)	74 (40%)	49 (36%)	56 (44%)	245 (19%)
Number Queried	186	183	137	127	633

College of Business: Placement for Graduates for Whom Information was Obtained



College of Business: Breakdown of Further Study

- Two graduates obtained additional Master's degrees and two are currently pursuing PhD degrees.

College of Business:

Job Title

Wordle (generated from www.wordle.net)



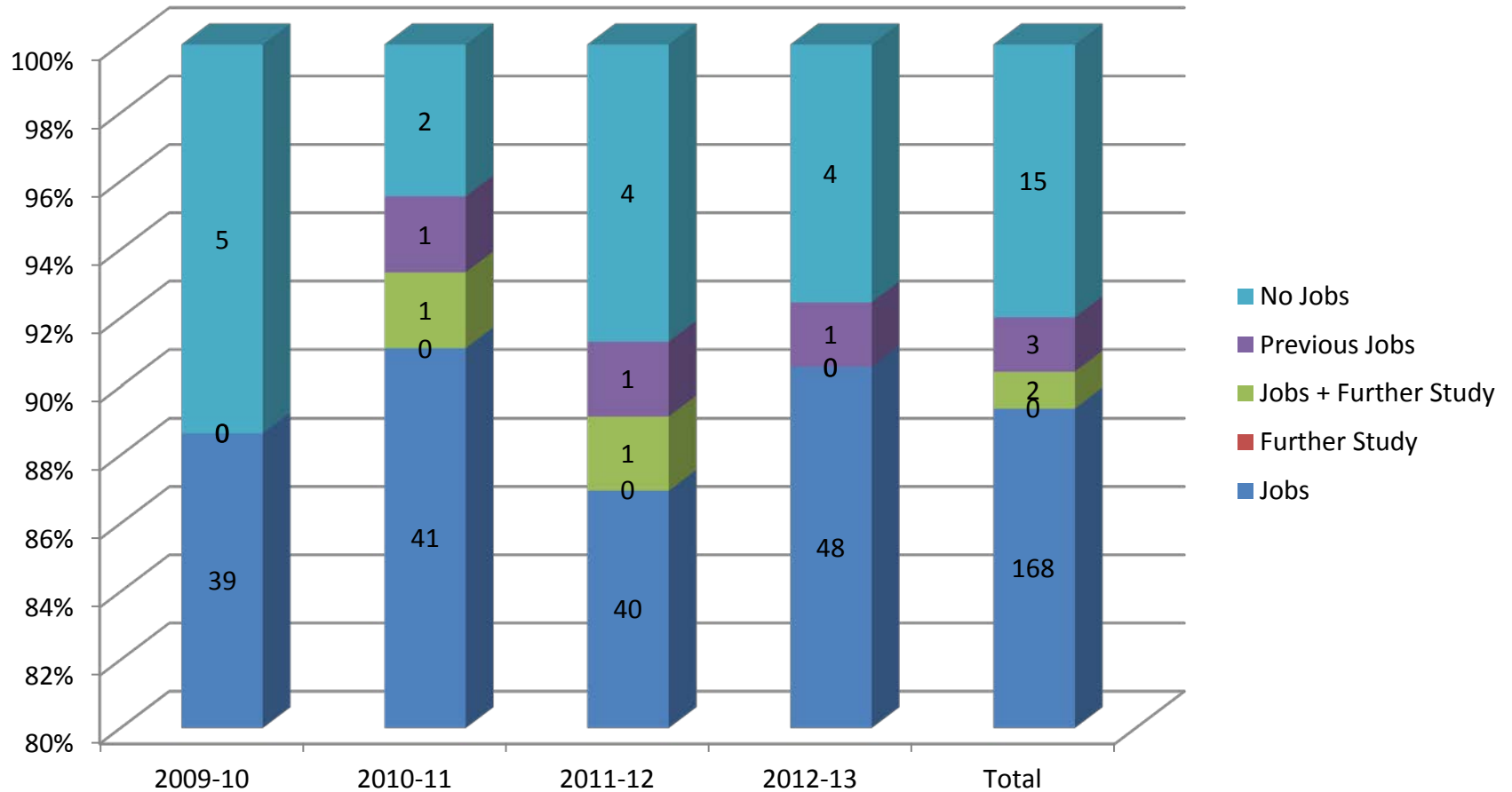
College of Business:
Industry in which Employed
Wordle (generated from www.wordle.net)



College of Education and Professional Development

	2009 – 2010	2010 – 2011	2011 – 2012	2012 – 2013	Total
Jobs	39	41	40	48	168
Jobs + Further Study	0	1	1	0	2
Further Study	0	0	0	0	0
Previous Jobs	0	1	1	1	3
(Jobs) + (Jobs and Further Study) + Further Study + Previous Jobs	39 (13%)	43 (14%)	42 (15%)	49 (18%)	173 (15%)
No Jobs	5 (2%)	2 (1%)	4 (1%)	4 (2%)	15 (1%)
No Information	262 (86%)	253 (85%)	240 (84%)	214 (80%)	969 (84%)
Total Found	44 (14%)	45 (15%)	46 (16%)	53 (20%)	188 (16%)
Number Queried	306	298	286	267	1,157

College of Education and Professional Development: Placement for Graduates for Whom Information was Obtained



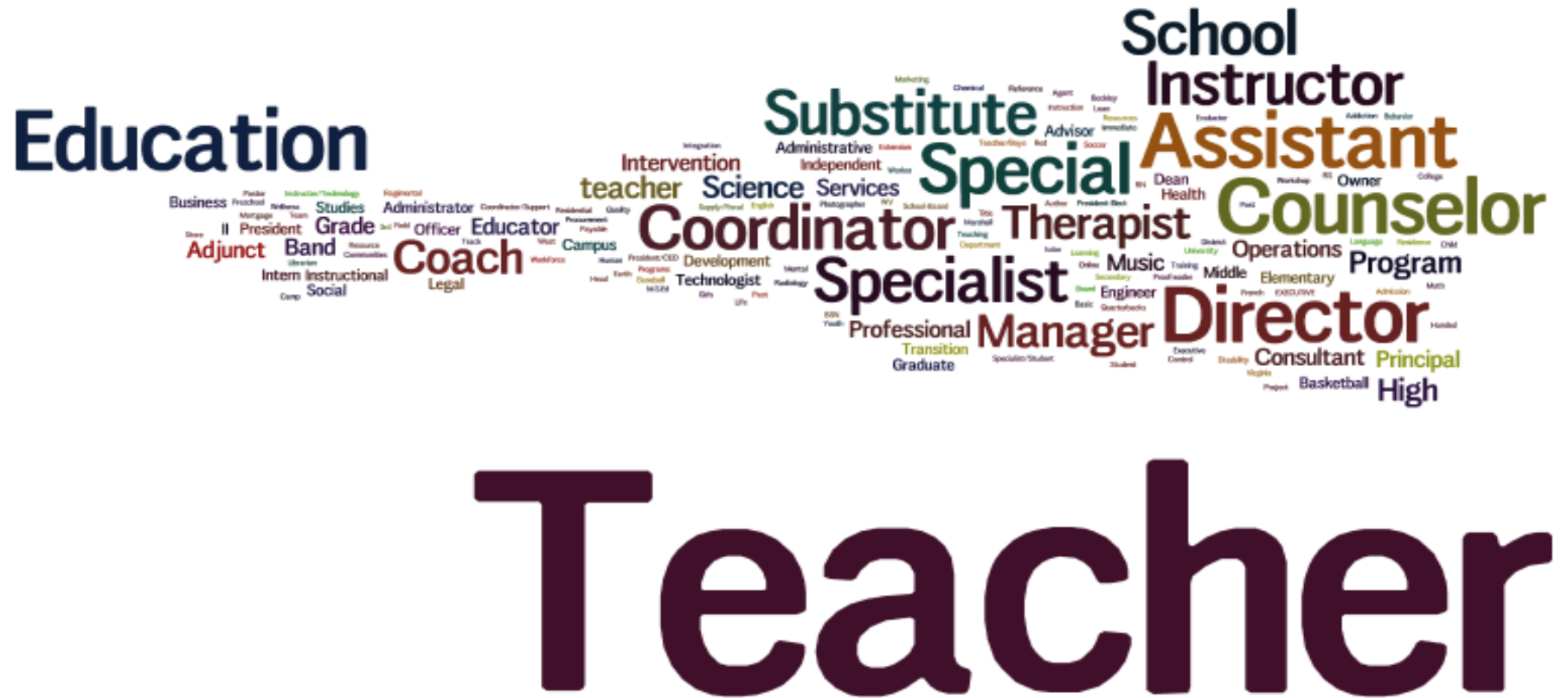
College of Education and Professional Development:
Breakdown of Further Study

- Of the students for whom information was found, 11 earned doctoral degrees (EdD).
- Of the students for whom information was found who earned Master's Degrees, one later pursued a second Master's Degree in Library and Information Science and one is currently pursuing a doctoral degree (EdD).

College of Education and Professional Development:

Job Title

Wordle (generated from www.wordle.net)



Wordle (generated from www.wordle.net)

Management

Higher

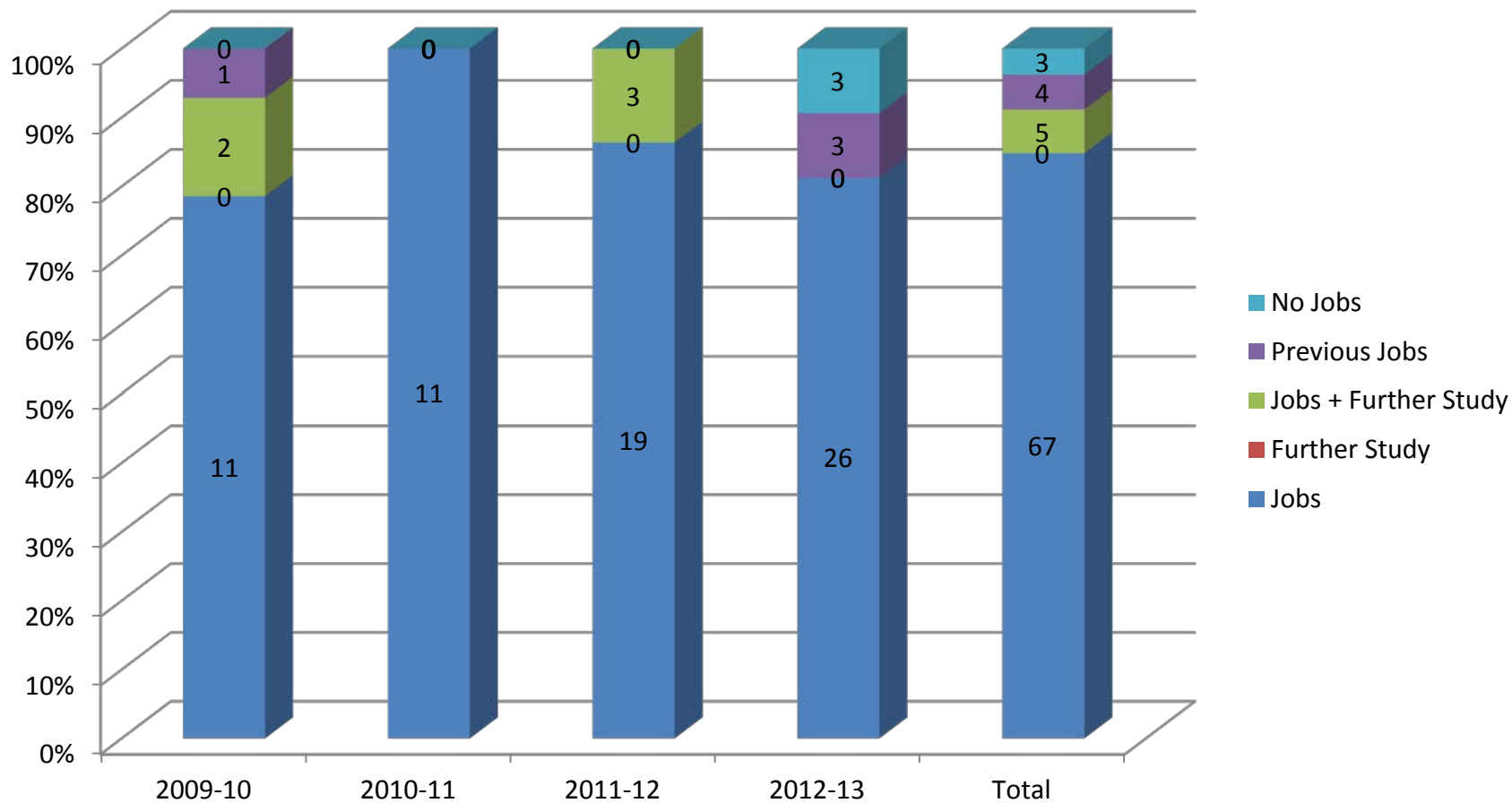
Education



College of Health Professions

	2009 – 2010	2010 – 2011	2011 – 2012	2012 – 2013	Total
Jobs	11	11	19	26	67
Jobs + Further Study	2	0	3	0	5
Further Study	0	0	0	0	0
Previous Jobs	1	0	0	3	4
(Jobs) + (Jobs and Further Study) + Further Study + Previous Jobs	14 (18%)	11 (14%)	22 (23%)	29 (24%)	76 (20%)
No Jobs	0 (0%)	0 (0%)	0 (0%)	3 (2%)	3 (1%)
No Information	65 (82%)	70 (86%)	74 (77%)	91 (74%)	300 (79%)
Total Found	14 (18%)	11 (14%)	22 (23%)	32 (26%)	79 (21%)
Number Queried	79	81	96	123	379

College of Health Professions: Placement for Graduates for Whom Information was Obtained



College of Health Professions: Breakdown of Further Study

- The five students who pursued further study included three who pursued Doctoral Degrees, one an additional Master's Degree, and one a Post-Master's Certificate.

College of Health Professions:

Job Title

Wordle (generated from www.wordle.net)



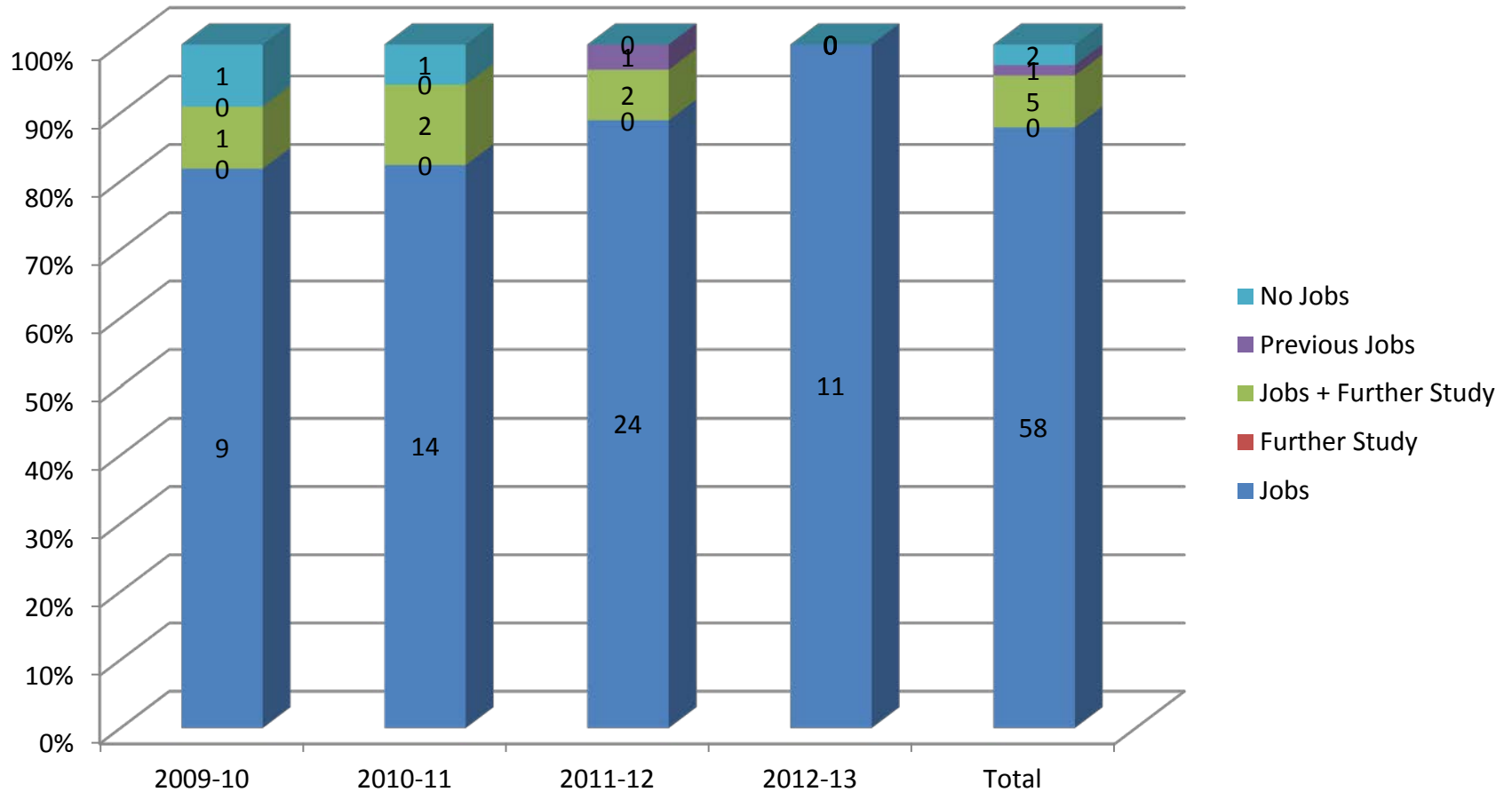
College of Health Professions:
Industry in which Employed
Wordle (generated from www.wordle.net)



College of Information Technology and Engineering

	2009 – 2010	2010 – 2011	2011 – 2012	2012 – 2013	Total
Jobs	9	14	24	11	58
Jobs + Further Study	1	2	2	0	5
Further Study	0	0	0	0	0
Previous Jobs	0	0	1	0	1
(Jobs) + (Jobs and Further Study) + Further Study + Previous Jobs	10 (28%)	16 (34%)	27 (51%)	11 (32%)	64 (38%)
No Jobs	1 (3%)	1 (2%)	0 (0%)	0 (0%)	2 (1%)
No Information	25 (69%)	30 (64%)	26 (49%)	23 (68%)	104 (61%)
Total Found	11 (31%)	17 (36%)	27 (51%)	11 (32%)	66 (39%)
Number Queried	36	47	53	34	170

College of Information Technology and Engineering: Placement for Graduates for Whom Information was Obtained



College of Information Technology and Engineering: Breakdown of Further Study

- Three students earned additional Master's Degrees, one earned a professional doctoral degree, and one is currently pursuing a PhD.

College of Information Technology and Engineering:

Job Title

Wordle (generated from www.wordle.net)



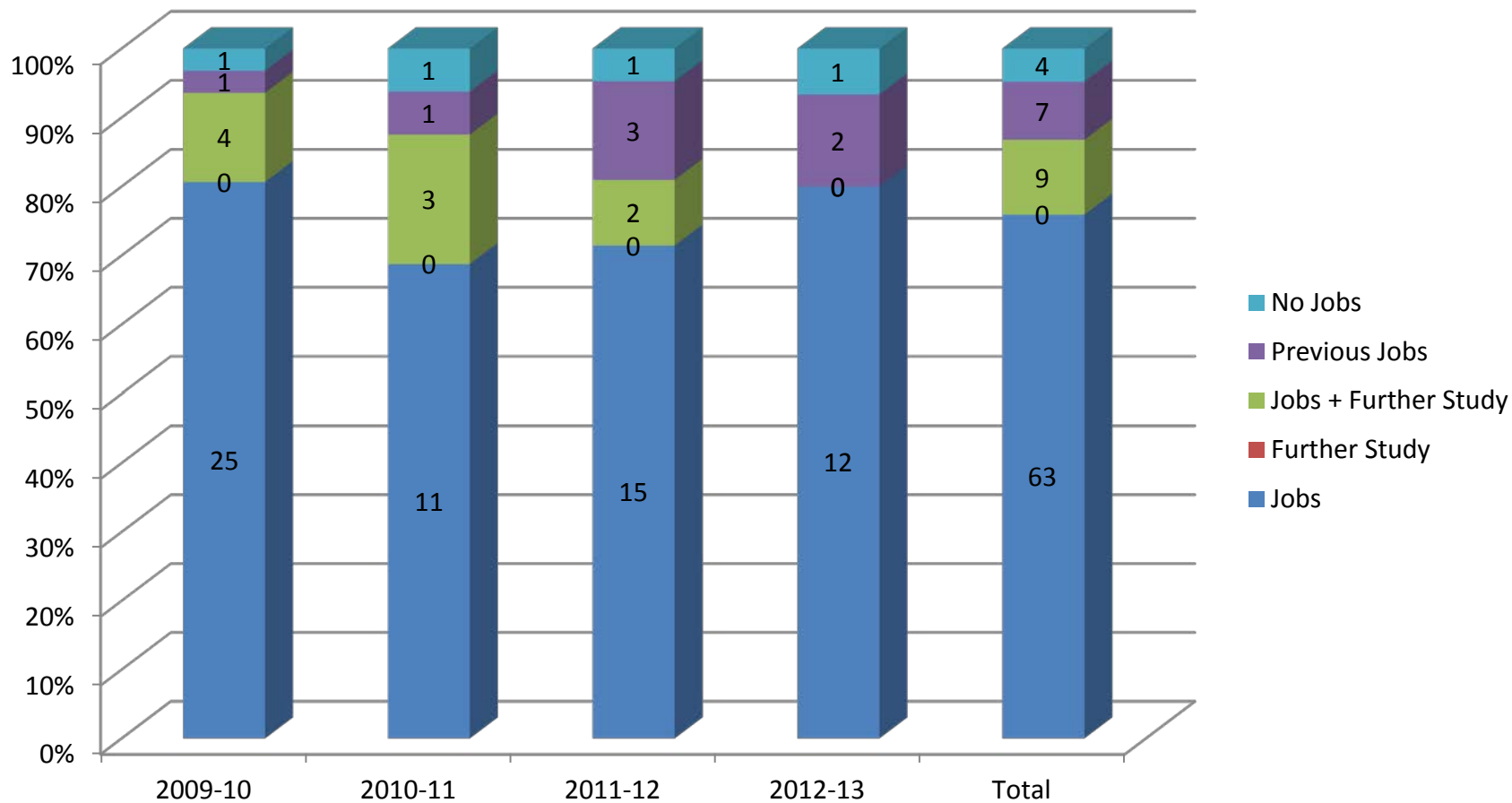
College of Information Technology and Egnineering:
Industry in which Employed
Wordle (generated from www.wordle.net)



College of Liberal Arts

	2009 – 2010	2010 – 2011	2011 – 2012	2012 – 2013	Total
Jobs	25	11	15	12	63
Jobs + Further Study	4	3	2	0	9
Further Study	0	0	0	0	0
Previous Jobs	1	1	3	2	7
(Jobs) + (Jobs and Further Study) + Further Study + Previous Jobs	30 (35%)	15 (23%)	20 (25%)	14 (17%)	79 (25%)
No Jobs	1 (1%)	1 (2%)	1 (1%)	1 (1%)	4 (1%)
No Information	56 (64%)	50 (76%)	59 (74%)	70 (82%)	235 (74%)
Total Found	31 (36%)	16 (24%)	21 (26%)	15 (18%)	83 (26%)
Number Queried	87	66	80	85	318

College of Liberal Arts: Placement for Graduates for Whom Information was Obtained

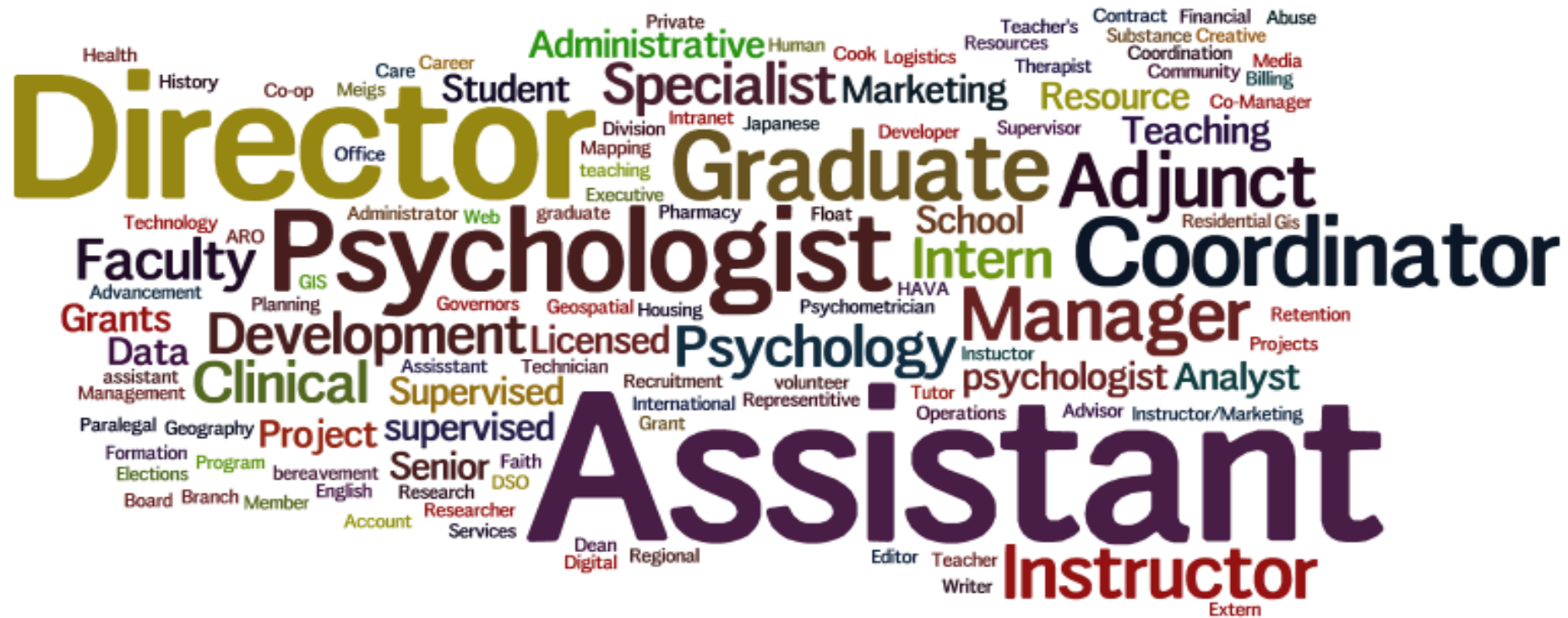


College of Liberal Arts: Breakdown of Further Study

- Of these graduates, two earned additional Master's Degrees, one is currently enrolled in another Master's Degree program, one is currently enrolled in an MFA program, three are enrolled in PhD programs, and two have completed clinical doctorates in Psychology (PsyD).

Job Title

Wordle (generated from www.wordle.net)

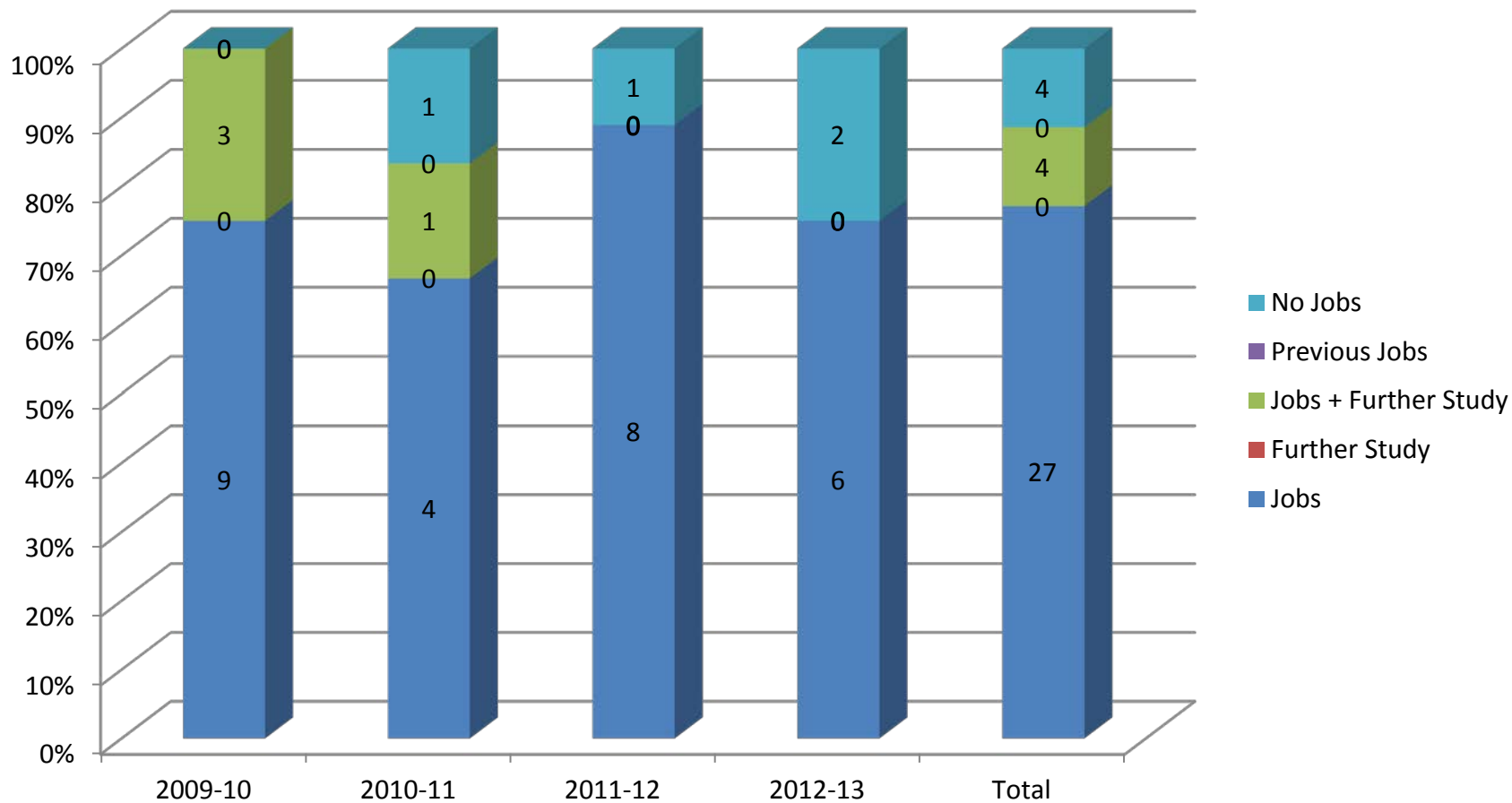


[illegible]

College of Science

	2009 – 2010	2010 – 2011	2011 – 2012	2012 – 2013	Total
Jobs	9	4	8	6	27
Jobs + Further Study	3	1	0	0	4
Further Study	0	0	0	0	0
Previous Jobs	0	0	0	0	0
(Jobs) + (Jobs and Further Study) + Further Study + Previous Jobs	12 (38%)	5 (19%)	8 (25%)	6 (23%)	31 (27%)
No Jobs	0 (0%)	1 (4%)	1 (3%)	2 (8%)	4 (3%)
No Information	20 (62.5%)	21 (78%)	23 (72%)	18 (69%)	82 (70%)
Total Found	12 (27.5%)	6 (22%)	9 (28%)	8 (31%)	35 (30%)
Number Queried	32	27	32	26	117

College of Science: Placement for Graduates for Whom Information was Obtained



College of Science: Breakdown of Further Study

- Two graduates have completed PhD degrees and two are currently enrolled in PhD programs.

College of Science:

Job Title

Wordle (generated from www.wordle.net)

A word cloud of job titles in various colors and sizes. The words are arranged in a circular pattern, with some words being larger and more prominent than others. The colors include shades of blue, green, yellow, orange, and red. The words are: Assistant, Graduate, Environmental, Research, Scientist, Teaching, Analyst, Faculty Service, Staff, Social Security, Advisor, Coordinator, Tech Specialist, NEPA, Associate, GIS, Development, QC, Services, Recruitment Director, Health Office, Project, major, Chemist, Child, Veterinarian, Insurance, officer, Professor, Life, Investigator, Protective, Analytical, II, Consultant, Aquatic, Senior, certificate, and Worker.

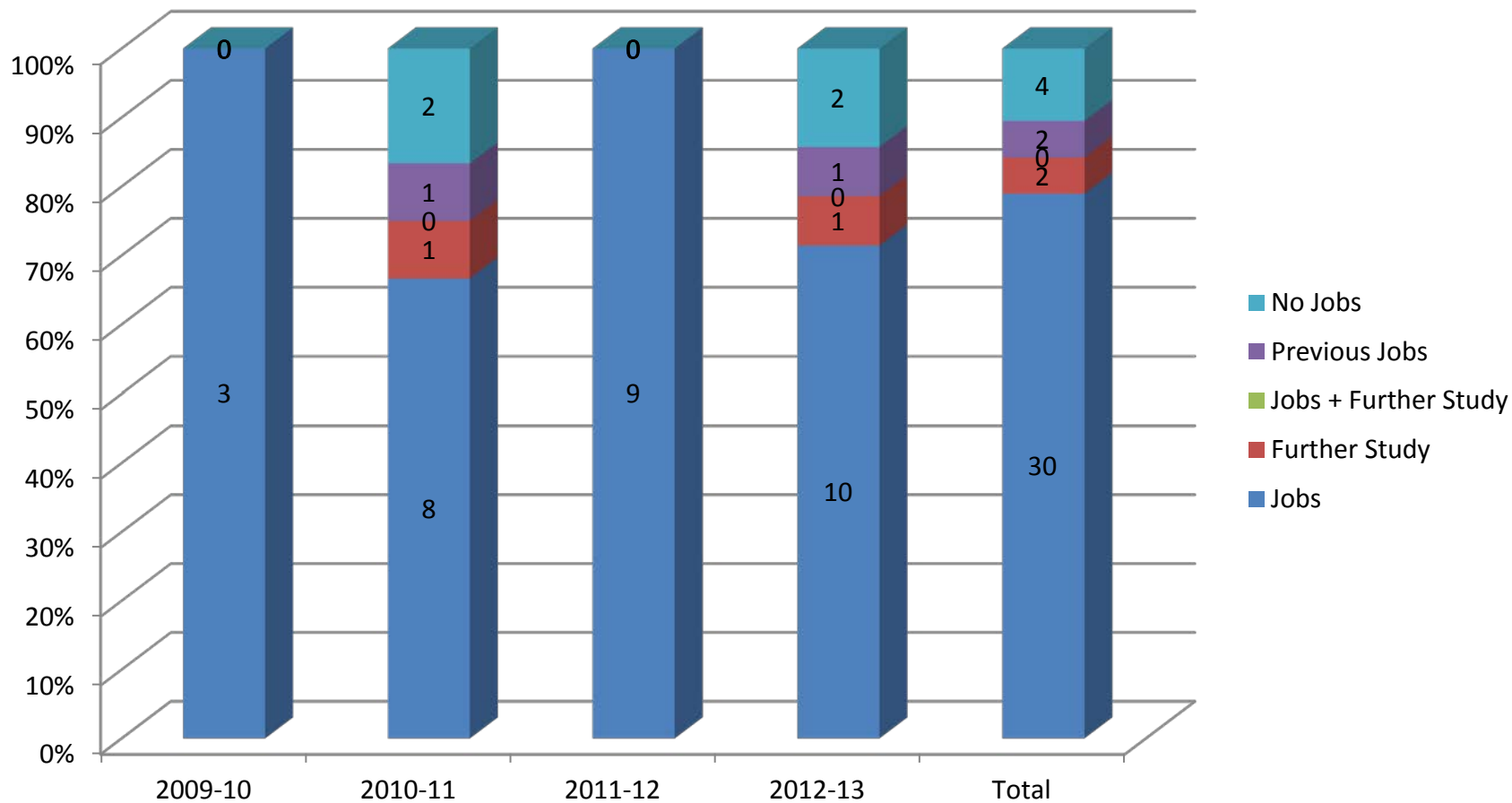
College of Science:
Industry in which Employed
Wordle (generated from www.wordle.net)



School of Medicine (non-MD programs)

	2009 – 2010	2010 – 2011	2011 – 2012	2012 – 2013	Total
Jobs	3	8	9	10	30
Jobs + Further Study	0	0	0	0	0
Further Study	0	1	0	1	2
Previous Jobs	0	1	0	1	2
(Jobs) + (Jobs and Further Study) + Further Study + Previous Jobs	3 (15%)	10 (29%)	9 (35%)	12 (60%)	34 (34%)
No Jobs	0 (0%)	2 (6%)	0 (0%)	2 (10%)	4 (4%)
No Information	17 (85%)	23 (66%)	17 (65%)	6 (30%)	63 (62%)
Total Found	3 (15%)	12 (34%)	9 (35%)	14 (70%)	38 (38%)
Number Queried	20	35	26	20	101

School of Medicine (non-MD Programs): Placement for Graduates for Whom Information was Obtained



School of Medicine (non-MD Programs):
Breakdown of Further Study

- One graduate is currently pursuing an MD degree and one a PhD program.

School of Medicine (non-MD Programs):

Job Title

Wordle (generated from www.wordle.net)



School of Medicine (non-MD Programs):
Industry in which Employed
Wordle (generated from www.wordle.net)

