

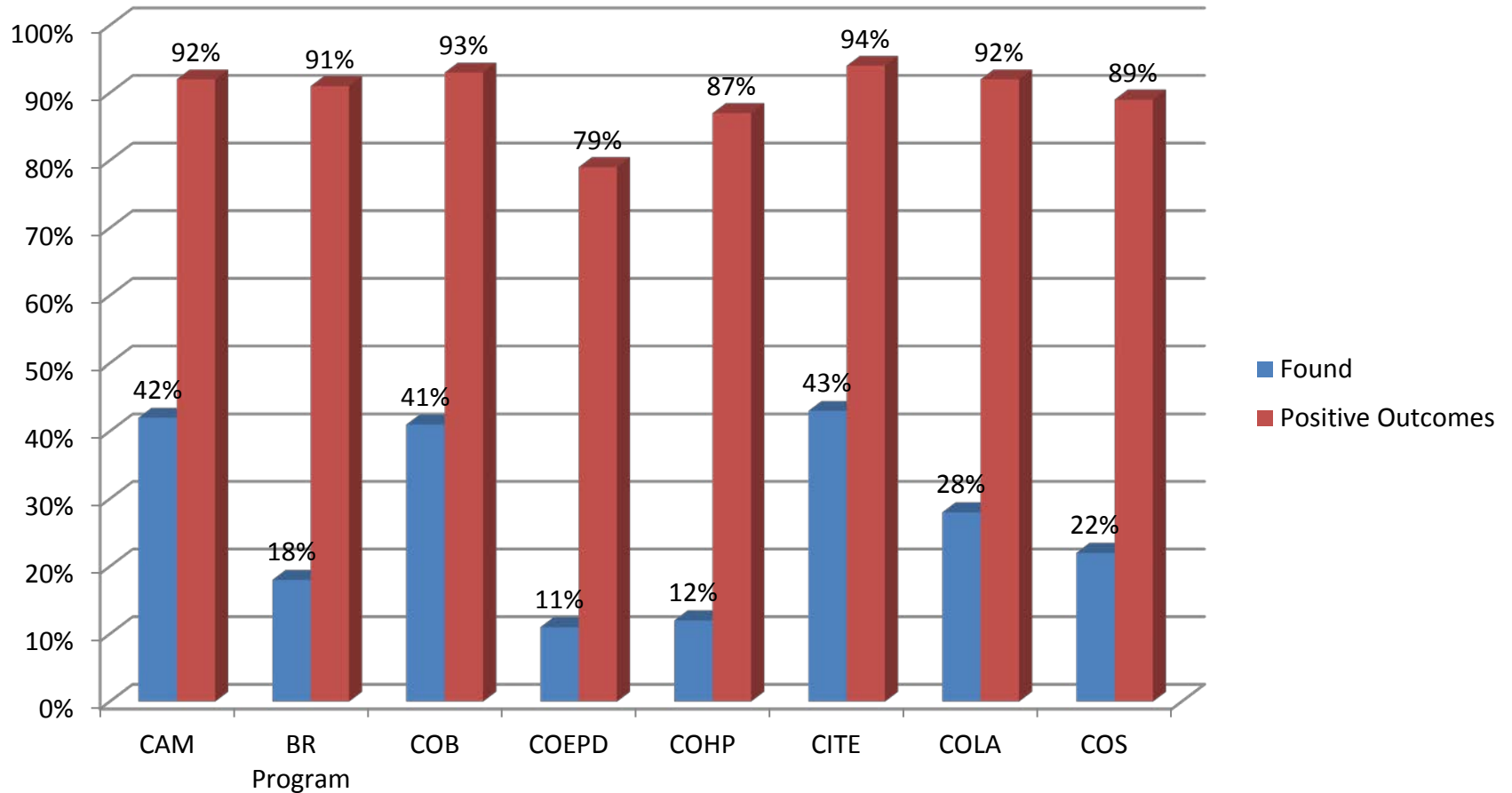
Employer Find Data by College

Marshall University's Associate and Baccalaureate
Graduates

Summer 2009 – Spring 2013

Summary for Marshall's Undergraduate Colleges:

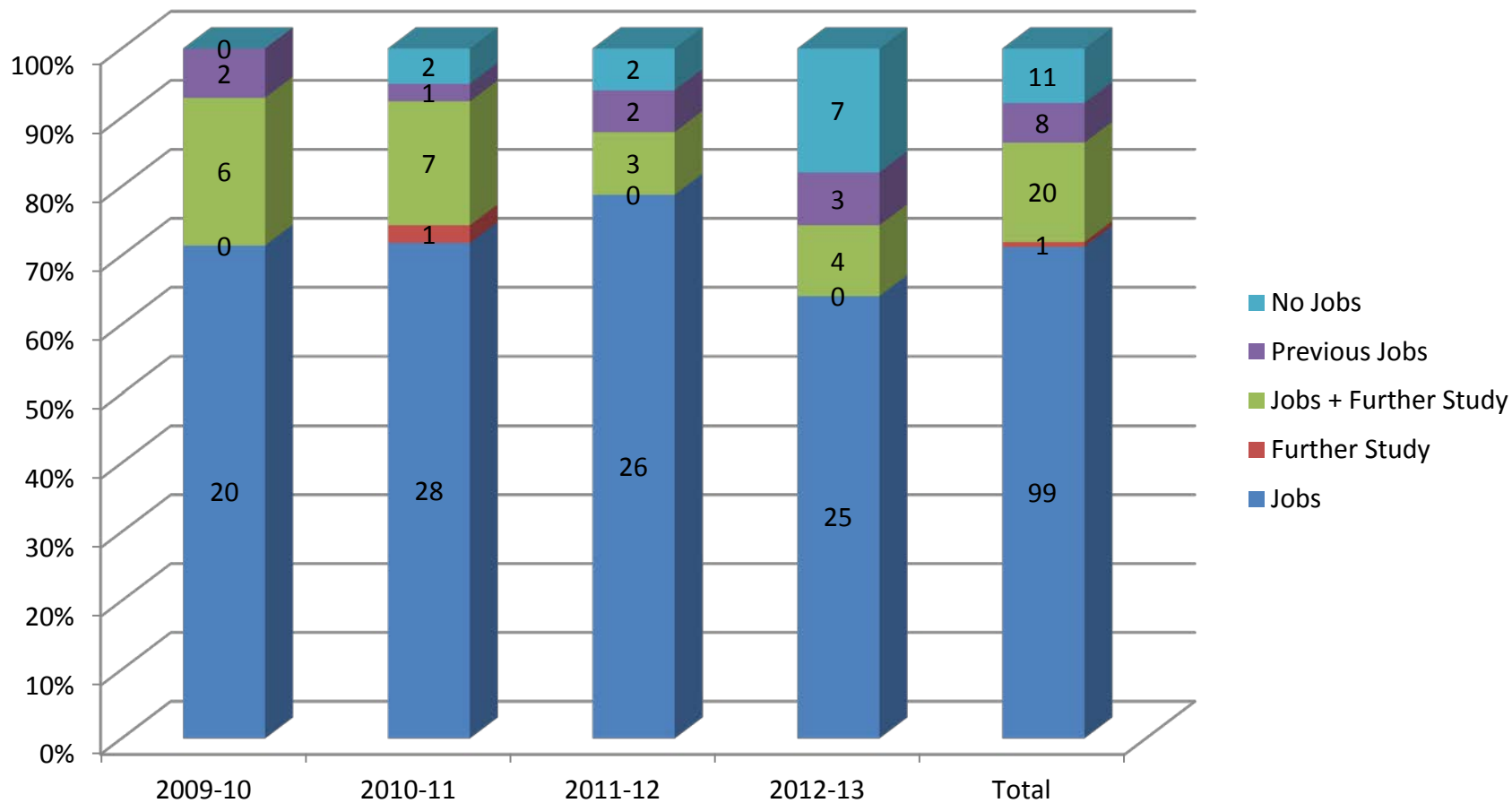
% of graduates for whom information was found and % of those graduates who have positive outcomes (present job, past job, graduate study)



College of Arts and Media

	2009 – 2010	2010 – 2011	2011 – 2012	2012 – 2013	Total
Jobs	20	28	26	25	99
Jobs + Further Study	6	7	3	4	20
Further Study	0	1	0	0	1
Previous Jobs	2	1	2	3	8
(Jobs) + (Jobs and Further Study) + Further Study + Previous Jobs	28 (37%)	37 (45%)	31 (42%)	32 (33%)	128 (39%)
No Jobs	0 (0%)	2 (2%)	2 (3%)	7 (7%)	11 (3%)
No Information	48 (63%)	44 (53%)	41 (55%)	58 (60%)	191 (58%)
Total Found	28 (37%)	39 (47%)	33 (45%)	39 (40%)	139 (42%)
Number Queried	76	83	74	97	330

College of Arts and Media: Placement for Graduates for Whom Information was Obtained



College of Arts and Media: Breakdown of Further Study

	2009 – 2010	2010 – 2011	2011 – 2012	2012 – 2013	Total
Master's	6	8	3	4	21
Specialist - EdS	0	0	0	0	0
Doctoral - PhD	0	0	0	0	0
Doctoral – EdD	0	0	0	0	0
Professional – MD	0	0	0	0	0
Professional - JD	0	0	0	0	0
Total	6	8	3	4	21

College of Arts and Media:

Job Title

Wordle (generated from www.wordle.net)



College of Arts and Media:
Industry in which Employed
Wordle (generated from www.wordle.net)



College of Arts and Media:
Universities at which Graduate Degrees Pursued
Wordle (generated from www.wordle.net)



College of Arts and Media: Graduate Majors

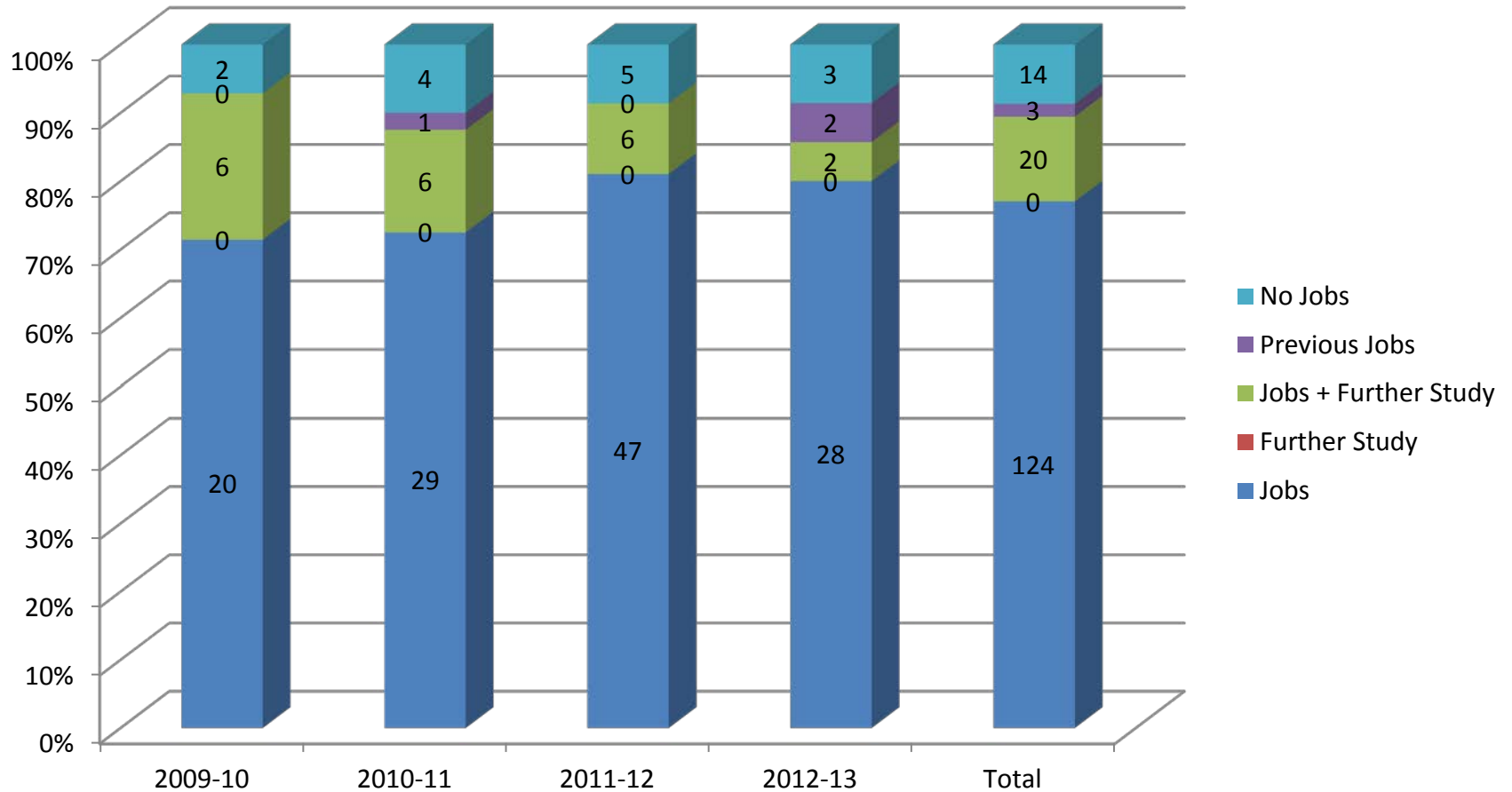
Wordle (generated from www.wordle.net)



Board of Regents Programs

	2009 – 2010	2010 – 2011	2011 – 2012	2012 – 2013	Total
Jobs	20	29	47	28	124
Jobs + Further Study	6	6	6	2	20
Further Study	0	0	0	0	0
Previous Jobs	0	1	0	2	3
(Jobs) + (Jobs and Further Study) + Further Study + Previous Jobs	26 (15%)	36 (18%)	53 (18%)	32 (15%)	147 (17%)
No Jobs	2 (1%)	4 (2%)	5 (2%)	3 (1%)	14 (2%)
No Information	149 (84%)	157 (80%)	231 (80%)	178 (84%)	715 (82%)
Total Found	28 (16%)	40 (20%)	58 (20%)	35 (16%)	161 (18%)
Number Queried	177	197	289	213	876

Board of Regents Programs: Placement for Graduates for Whom Information was Obtained



Board of Regents Programs: Breakdown of Further Study

	2009 – 2010	2010 – 2011	2011 – 2012	2012 – 2013	Total
Master's	6	6	6	2	20
Specialist - EdS	0	0	0	0	0
Doctoral - PhD	0	0	0	0	0
Doctoral – EdD	0	0	0	0	0
Professional – MD	0	0	0	0	0
Professional - JD	0	0	0	0	0
Total	6	6	6	2	20

Board of Regents Programs:

Job Title

Wordle (generated from www.wordle.net)

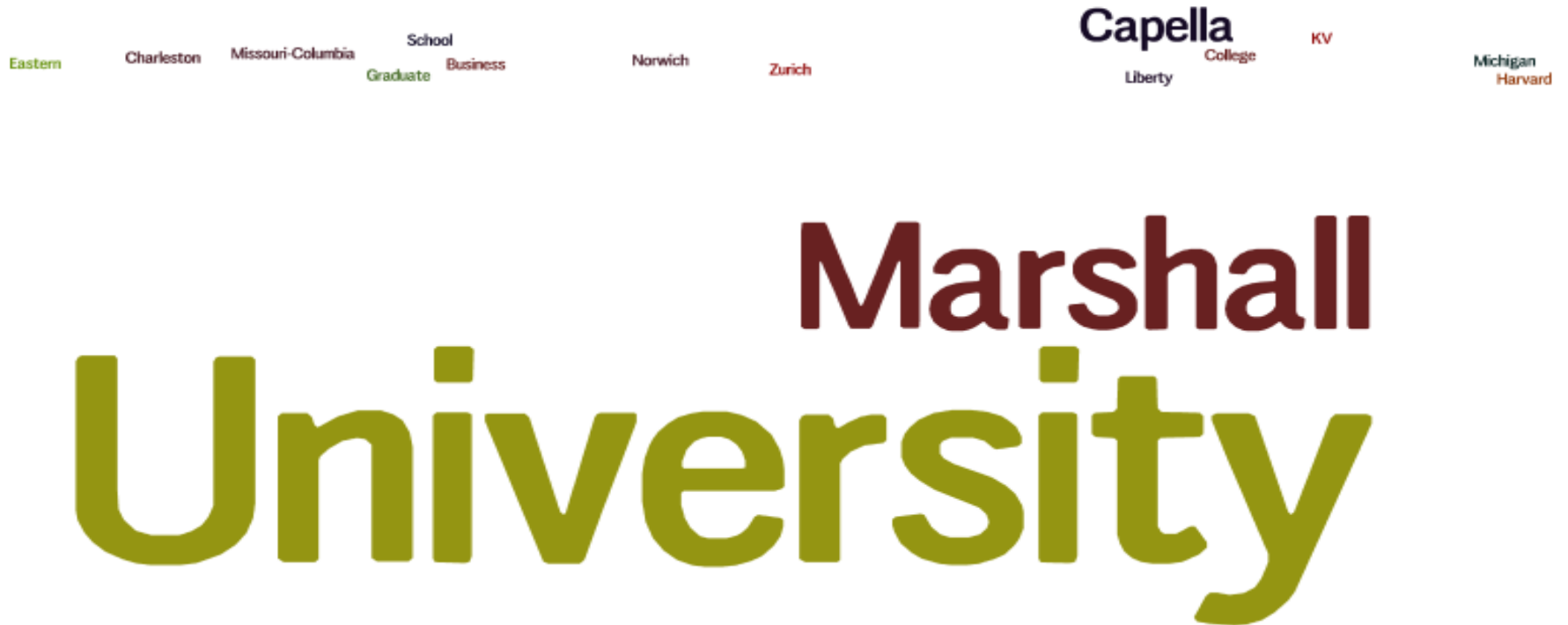
Manager

[illegible]

Board of Regents Programs:
Industry in which Employed
Wordle (generated from www.wordle.net)



Board of Regents Programs:
Universities at which Graduate Degrees Pursued
Wordle (generated from www.wordle.net)



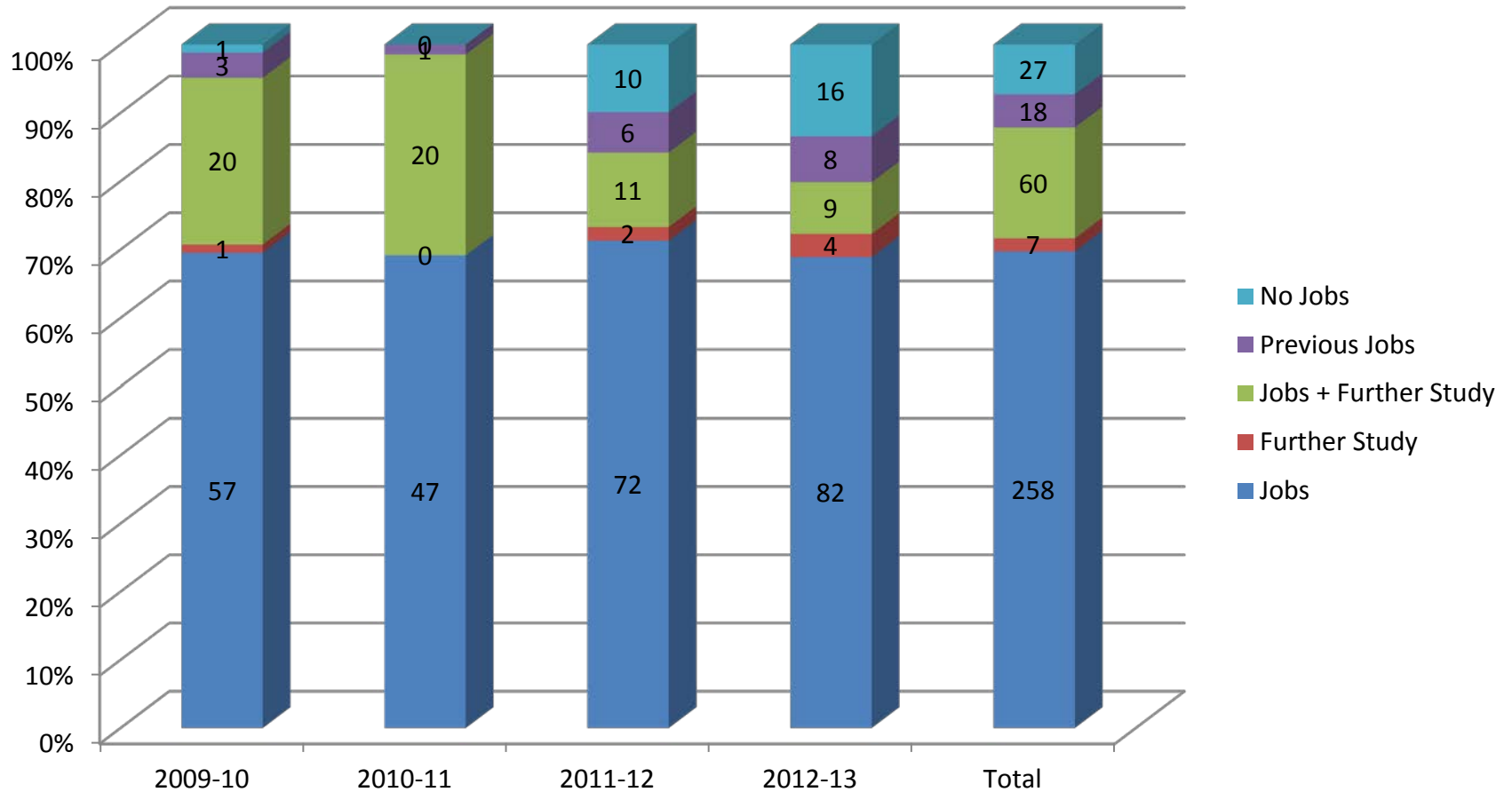
Board of Regents Programs:
Graduate Majors
Wordle (generated from www.wordle.net)



College of Business

	2009 – 2010	2010 – 2011	2011 – 2012	2012 – 2013	Total
Jobs	57	47	72	82	258
Jobs + Further Study	20	20	11	9	60
Further Study	1	0	2	4	7
Previous Jobs	3	1	6	8	18
(Jobs) + (Jobs and Further Study) + Further Study + Previous Jobs	81 (35%)	68 (36%)	91 (38%)	103 (43%)	343 (38%)
No Jobs	1 (< 1%)	0 (0%)	10 (4%)	16 (7%)	27 (3%)
No Information	151 (65%)	122 (64%)	140 (58%)	121 (50%)	534 (59%)
Total Found	82 (35%)	68 (36%)	101 (42%)	119 (50%)	370 (41%)
Number Queried	233	190	241	240	904

College of Business: Placement for Graduates for Whom Information was Obtained



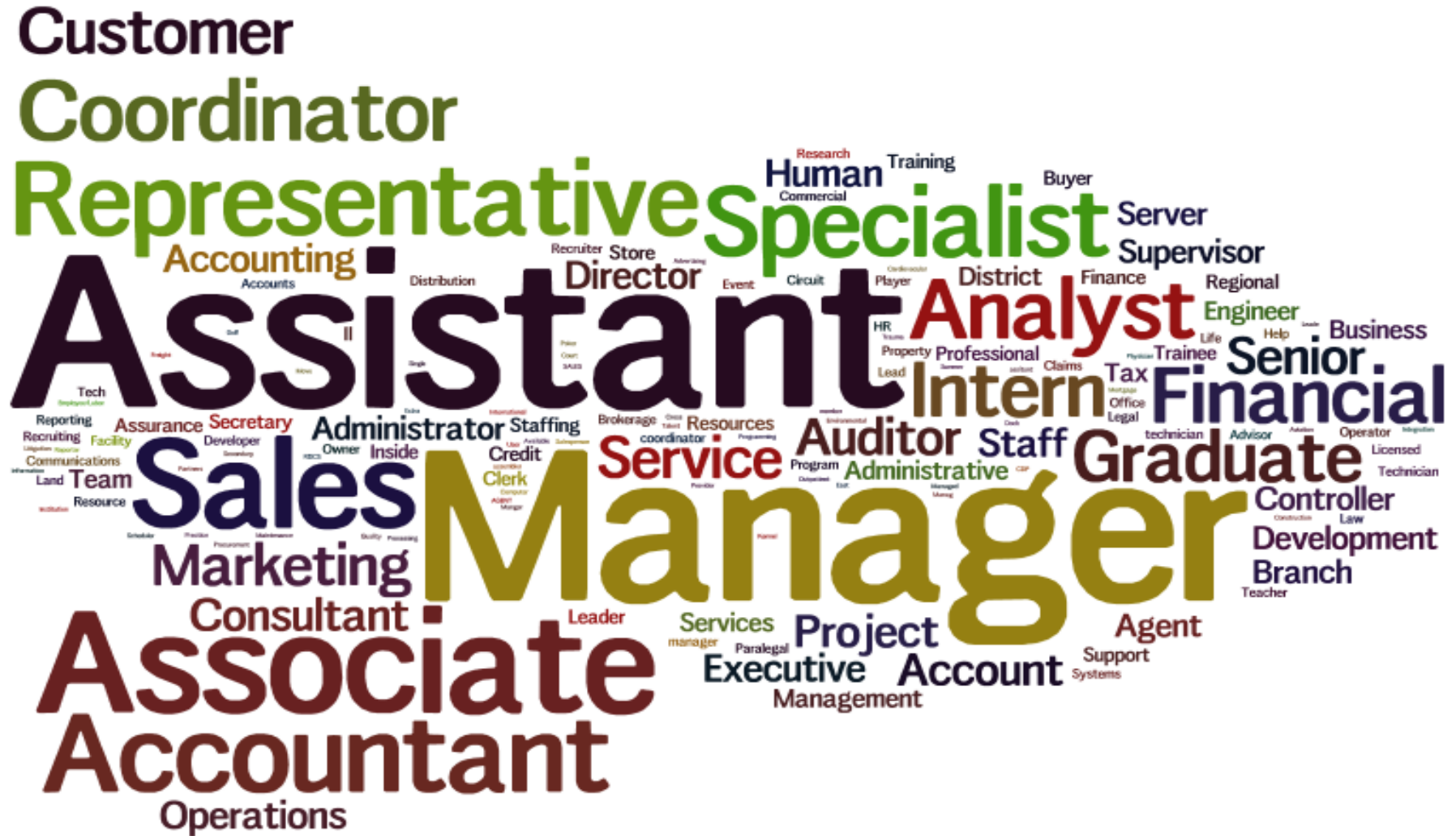
College of Business: Breakdown of Further Study

	2009 – 2010	2010 – 2011	2011 – 2012	2012 – 2013	Total
Master's	19 (90%)	20	13	12 (92%)	64 (95%)
Specialist - EdS	0	0	0	0	0
Doctoral - PhD	0	0	0	0	0
Doctoral – EdD	0	0	0	0	0
Professional – MD	0	0	0	0	0
Professional - JD	2 (10%)	0	0	1 (8%)	3 (5%)
Total	21	20	13	13	67

College of Business:

Job Title

Wordle (generated from www.wordle.net)



Wordle (generated from www.wordle.net)



College of Business:

Universities at which Graduate Degrees Pursued

Wordle (generated from www.wordle.net)



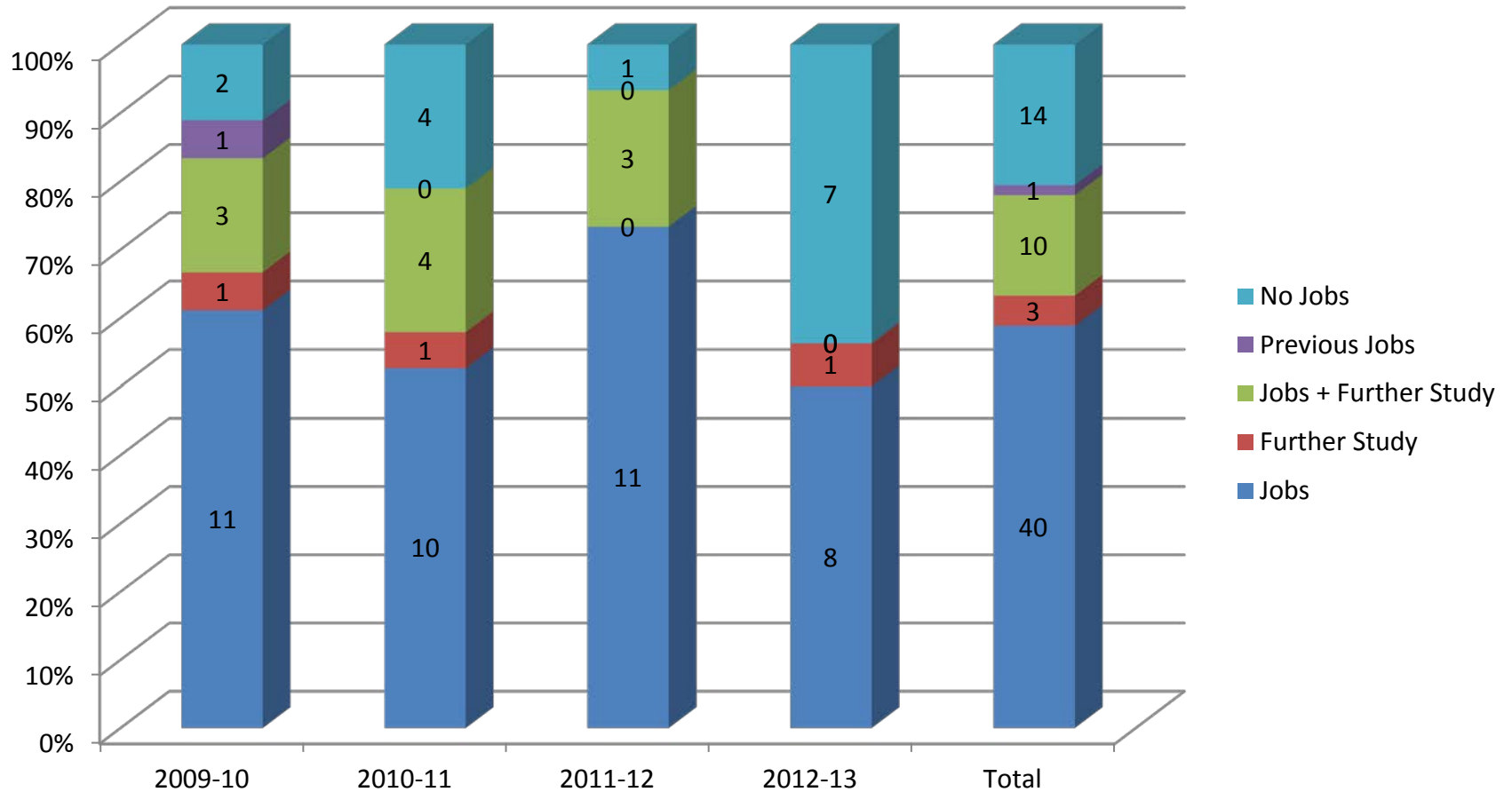
College of Business:
Graduate Majors
Wordle (generated from www.wordle.net)



College of Education and Professional Development

	2009 – 2010	2010 – 2011	2011 – 2012	2012 – 2013	Total
Jobs	11	10	11	8	40
Jobs + Further Study	3	4	3	0	10
Further Study	1	1	0	1	3
Previous Jobs	1	0	0	0	1
(Jobs) + (Jobs and Further Study) + Further Study + Previous Jobs	16 (11%)	15 (10%)	14 (9%)	9 (5%)	54 (9%)
No Jobs	2 (1%)	4 (3%)	1 (1%)	7 (4%)	14 (2%)
No Information	133 (88%)	126 (87%)	142 (90%)	165 (91%)	566 (89%)
Total Found	18 (12%)	19 (13%)	15 (10%)	16 (9%)	68 (11%)
Number Queried	151	145	157	181	634

College of Education and Professional Development: Placement for Graduates for Whom Information was Obtained



College of Education and Professional Development: Breakdown of Further Study

	2009 – 2010	2010 – 2011	2011 – 2012	2012 – 2013	Total
Master's	4	4 (80%)	3	1	12 (92%)
Specialist - EdS	0	0	0	0	0
Doctoral - PhD	0	0	0	0	0
Doctoral – EdD	0	0	0	0	0
Professional – MD	0	0	0	0	0
Professional - JD	0	1 (20%)	0	0	1 (8%)
Total	4	5	3	1	13

Wordle (generated from www.wordle.net)



College of Education and Professional Development:
Industry in which Employed
Wordle (generated from www.wordle.net)



College of Education and Professional Development:
Universities at which Graduate Degrees Pursued
Wordle (generated from www.wordle.net)

Marshall

West Graduate College of Virginia
Liberty Online Kentucky The
Law Saint Rose

University

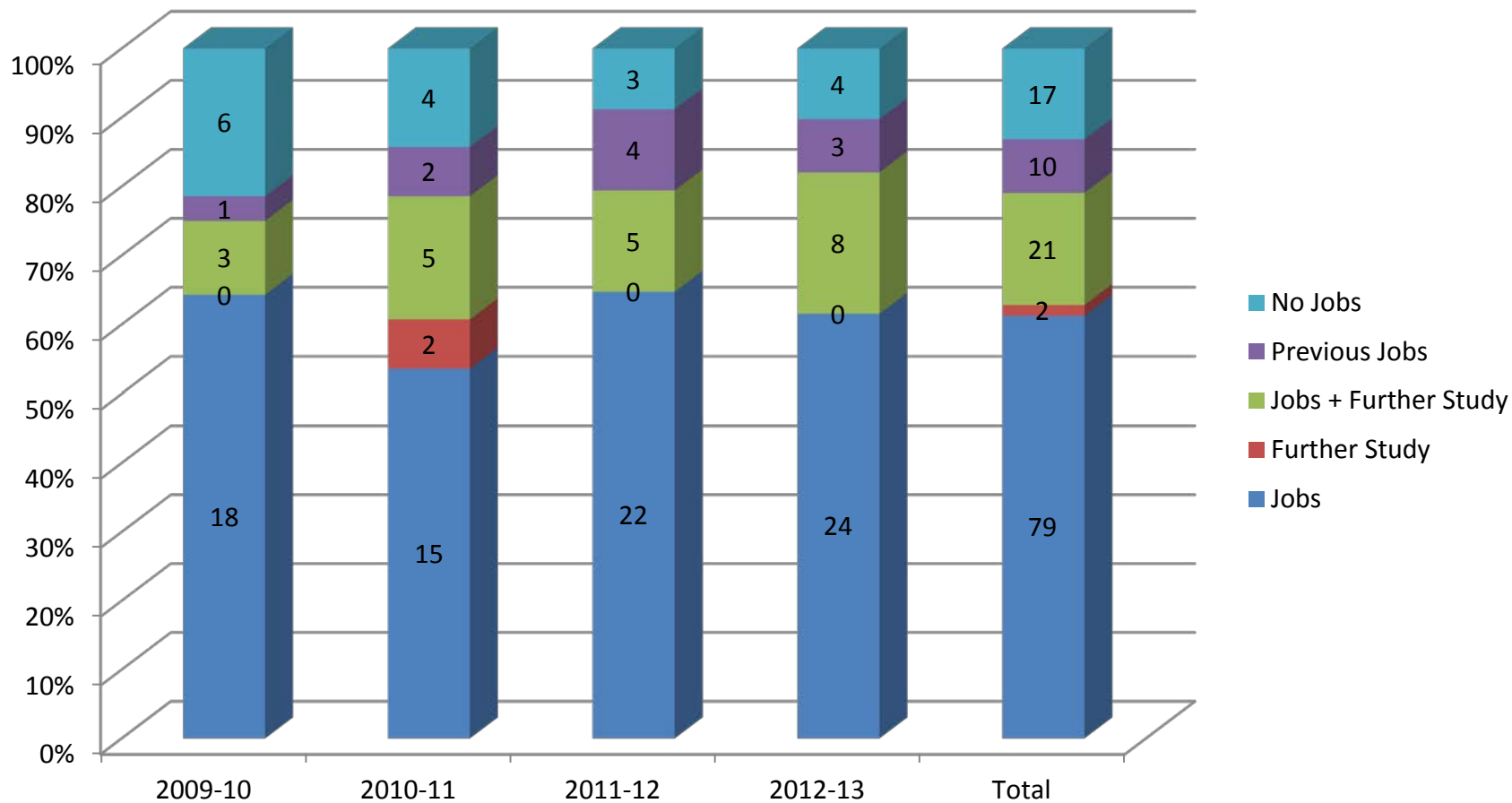
College of Education and Professional Development:
Graduate Majors
Wordle (generated from www.wordle.net)



College of Health Professions

	2009 – 2010	2010 – 2011	2011 – 2012	2012 – 2013	Total
Jobs	18	15	22	24	79
Jobs + Further Study	3	5	5	8	21
Further Study	0	2	0	0	2
Previous Jobs	1	2	4	3	10
(Jobs) + (Jobs and Further Study) + Further Study + Previous Jobs	22 (11%)	24 (9%)	31 (11%)	35 (11%)	112 (10%)
No Jobs	6 (3%)	4 (2%)	3 (1%)	4 (1%)	17 (2%)
No Information	180 (87%)	247 (90%)	261 (88%)	278 (88%)	966 (88%)
Total Found	28 (13%)	28 (10%)	34 (12%)	39 (12%)	129 (12%)
Number Queried	208	275	295	317	1,095

College of Health Professions: Placement for Graduates for Whom Information was Obtained



College of Health Professions: Breakdown of Further Study

	2009 – 2010	2010 – 2011	2011 – 2012	2012 – 2013	Total
Master's	3	7	5	8	23
Specialist - EdS	0	0	0	0	0
Doctoral - PhD	0	0	0	0	0
Doctoral – EdD	0	0	0	0	0
Professional – MD	0	0	0	0	0
Professional - JD	0	0	0	0	0
Total	3	7	5	8	23

College of Health Professions:

Job Title

Wordle (generated from www.wordle.net)



College of Health Professions:
Industry in which Employed
Wordle (generated from www.wordle.net)



College of Health Professions:
Universities at which Graduate Degrees Pursued
Wordle (generated from www.wordle.net)



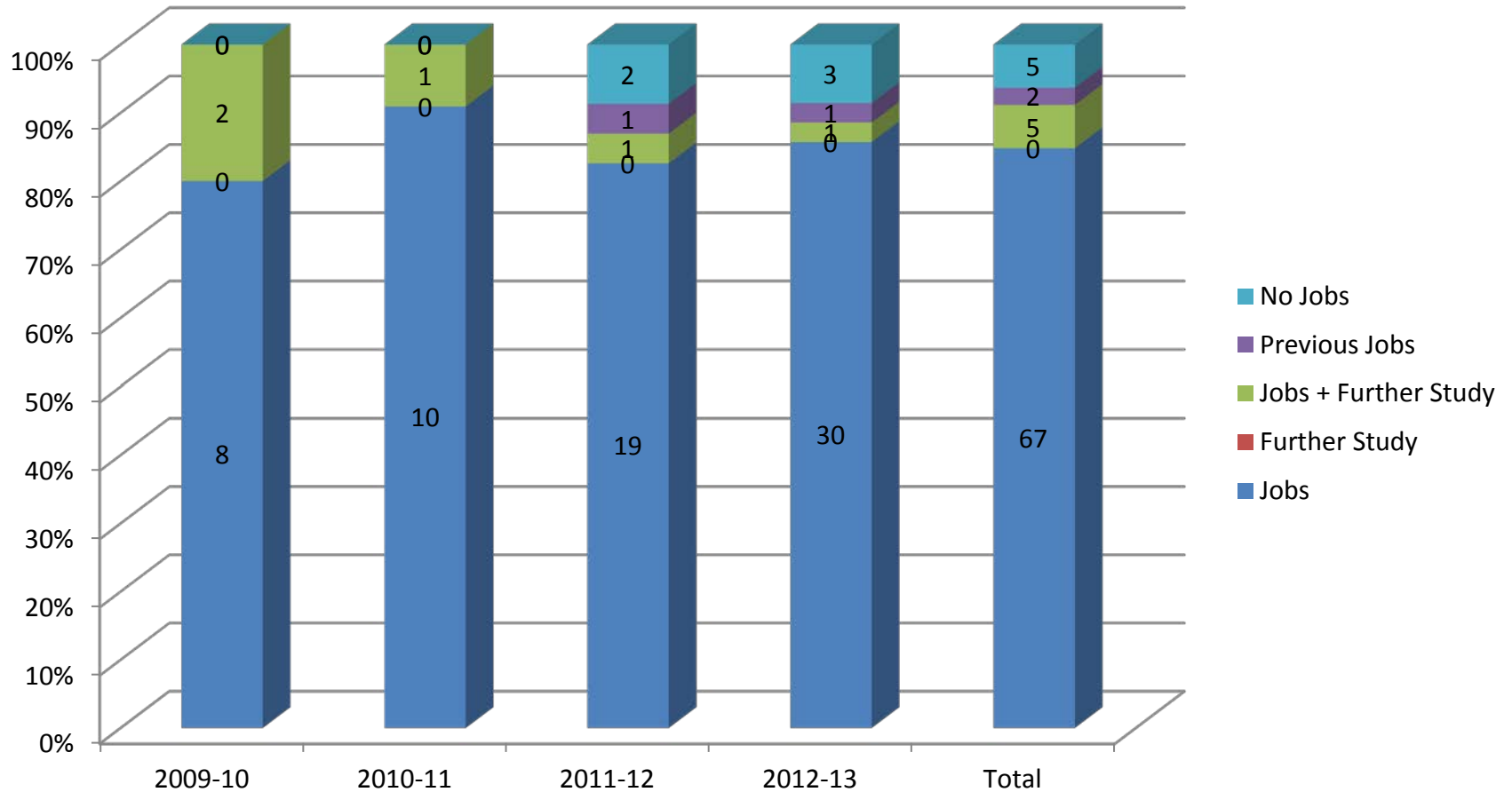
College of Health Professions:
Graduate Majors
Wordle (generated from www.wordle.net)



College of Information Technology and Engineering

	2009 – 2010	2010 – 2011	2011 – 2012	2012 – 2013	Total
Jobs	8	10	19	30	67
Jobs + Further Study	2	1	1	1	5
Further Study	0	0	0	0	0
Previous Jobs	0	0	1	1	2
(Jobs) + (Jobs and Further Study) + Further Study + Previous Jobs	10 (30%)	11 (25%)	21 (47%)	32 (52%)	74 (40%)
No Jobs	0 (0%)	0 (0%)	2 (4%)	3 (5%)	5 (3%)
No Information	23 (70%)	33 (75%)	22 (49%)	27 (44%)	105 (57%)
Total Found	10 (30%)	11 (25%)	23 (51%)	35 (56%)	79 (43%)
Number Queried	33	44	45	62	184

College of Information Technology and Engineering: Placement for Graduates for Whom Information was Obtained



College of Information Technology and Engineering: Breakdown of Further Study

	2009 – 2010	2010 – 2011	2011 – 2012	2012 – 2013	Total
Master's	2	1	1	1	5
Specialist - EdS	0	0	0	0	0
Doctoral - PhD	0	0	0	0	0
Doctoral – EdD	0	0	0	0	0
Professional – MD	0	0	0	0	0
Professional - JD	0	0	0	0	0
Total	2	1	1	1	5

College of Information Technology and Engineering:
Job Title

Wordle (generated from www.wordle.net)



College of Information Technology and Egnineering:
Industry in which Employed
Wordle (generated from www.wordle.net)



College of Information Technology and Engineering:
Universities at which Graduate Degrees Pursued
Wordle (generated from www.wordle.net)

University

Southern Marshall
Columbia
Auburn

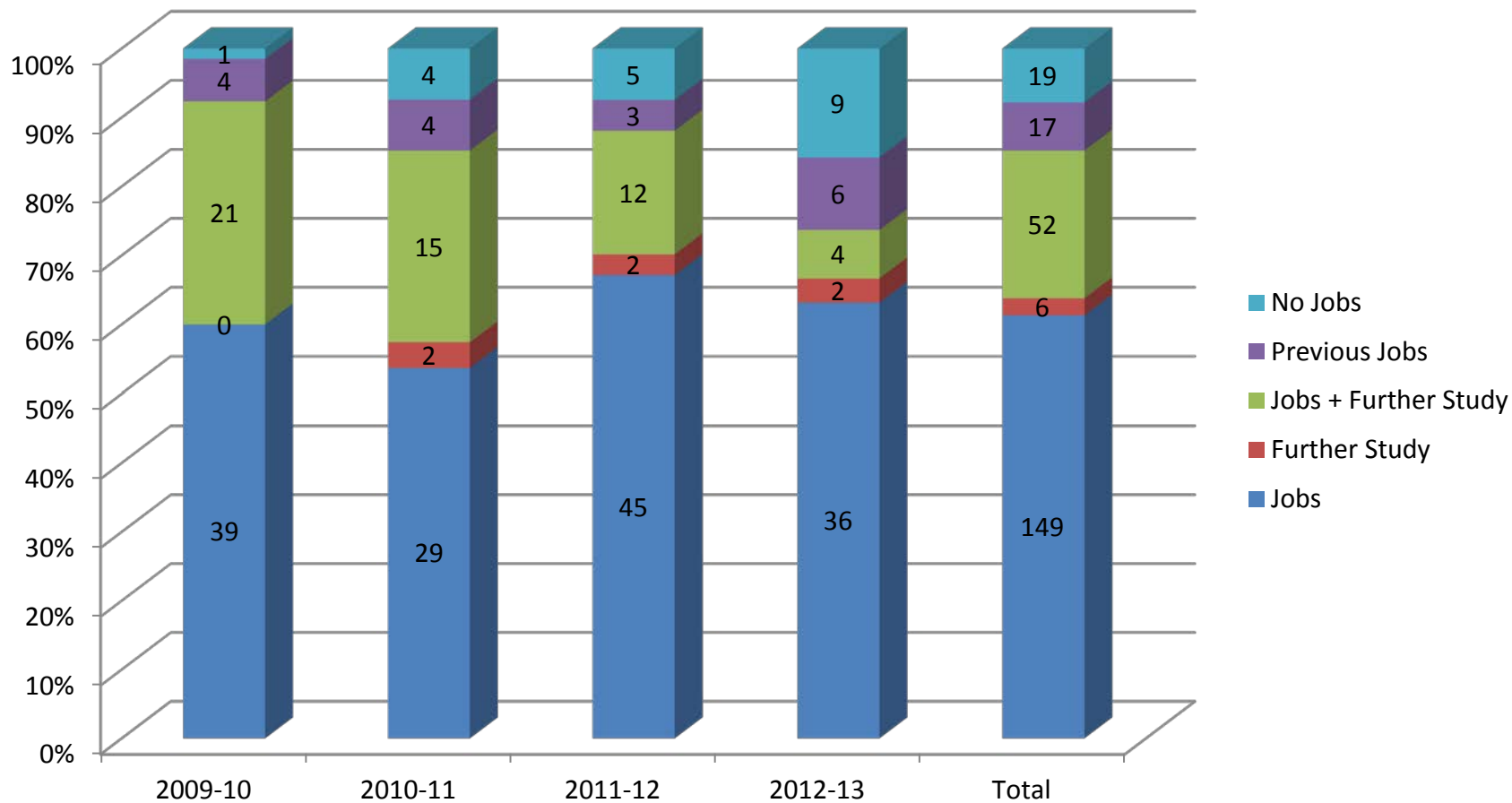
College of Information Technology and Engineering:
Graduate Majors
Wordle (generated from www.wordle.net)



College of Liberal Arts

	2009 – 2010	2010 – 2011	2011 – 2012	2012 – 2013	Total
Jobs	39	29	45	36	149
Jobs + Further Study	21	15	12	4	52
Further Study	0	2	2	2	6
Previous Jobs	4	4	3	6	17
(Jobs) + (Jobs and Further Study) + Further Study + Previous Jobs	64 (28%)	50 (25%)	62 (27%)	48 (22%)	224 (26%)
No Jobs	1 (< 1%)	4 (2%)	5 (2%)	9 (4%)	19 (2%)
No Information	161 (71%)	148 (73%)	164 (71%)	162 (74%)	635 (72%)
Total Found	65 (29%)	54 (27%)	67 (29%)	57 (26%)	243 (28%)
Number Queried	226	202	231	219	878

College of Liberal Arts: Placement for Graduates for Whom Information was Obtained



College of Liberal Arts: Breakdown of Further Study

	2009 – 2010	2010 – 2011	2011 – 2012	2012 – 2013	Total
Master's	17 (81%)	16 (94%)	13 (93%)	5 (83%)	51 (88%)
Specialist - EdS	0	0	0	1 (17%)	1 (2%)
Doctoral - PhD	2 (9%)	0	0	0	2 (3%)
Doctoral – EdD	0	0	0	0	0
Professional – MD	1 (5%)	0	0	0	1 (2%)
Professional - JD	1 (5%)	1 (6%)	1 (7%)	0	3 (5%)
Total	21	17	14	6	58

Job Title

Wordle (generated from www.wordle.net)



College of Liberal Arts:
Industry in which Employed
Wordle (generated from www.wordle.net)



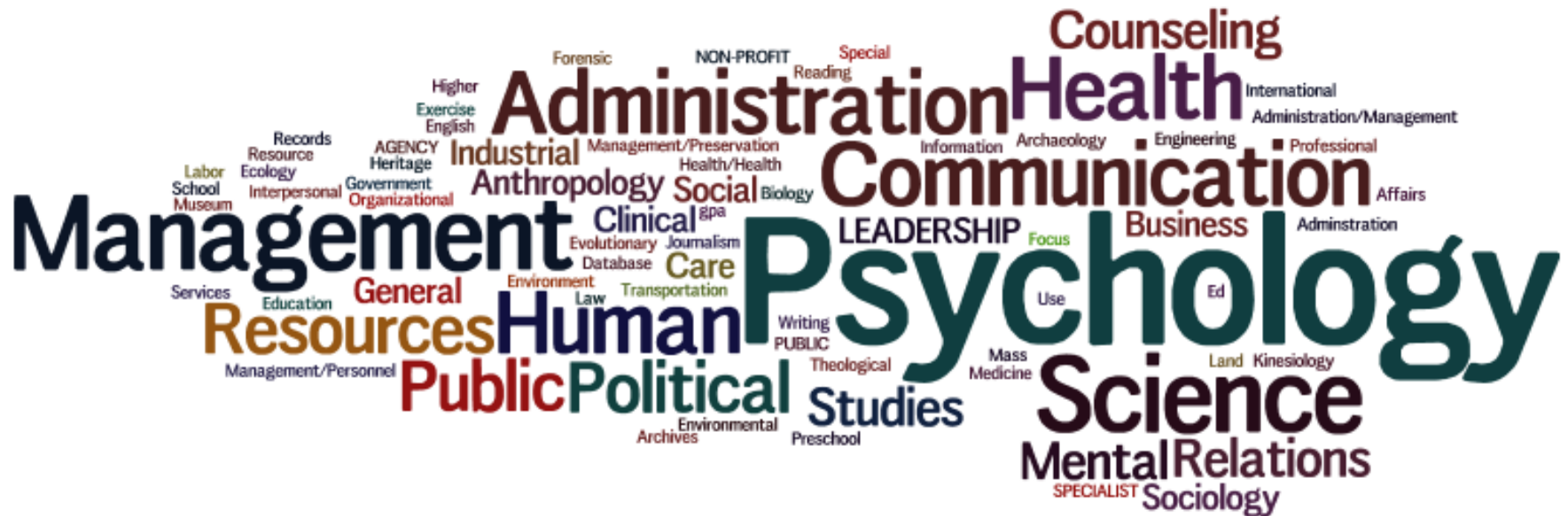
College of Liberal Arts:
Universities at which Graduate Degrees Pursued
Wordle (generated from www.wordle.net)

University

of
College Graduate
Kentucky
West
School
George
Washington
Chicago
The Law Virginia
Liberty

Marshall

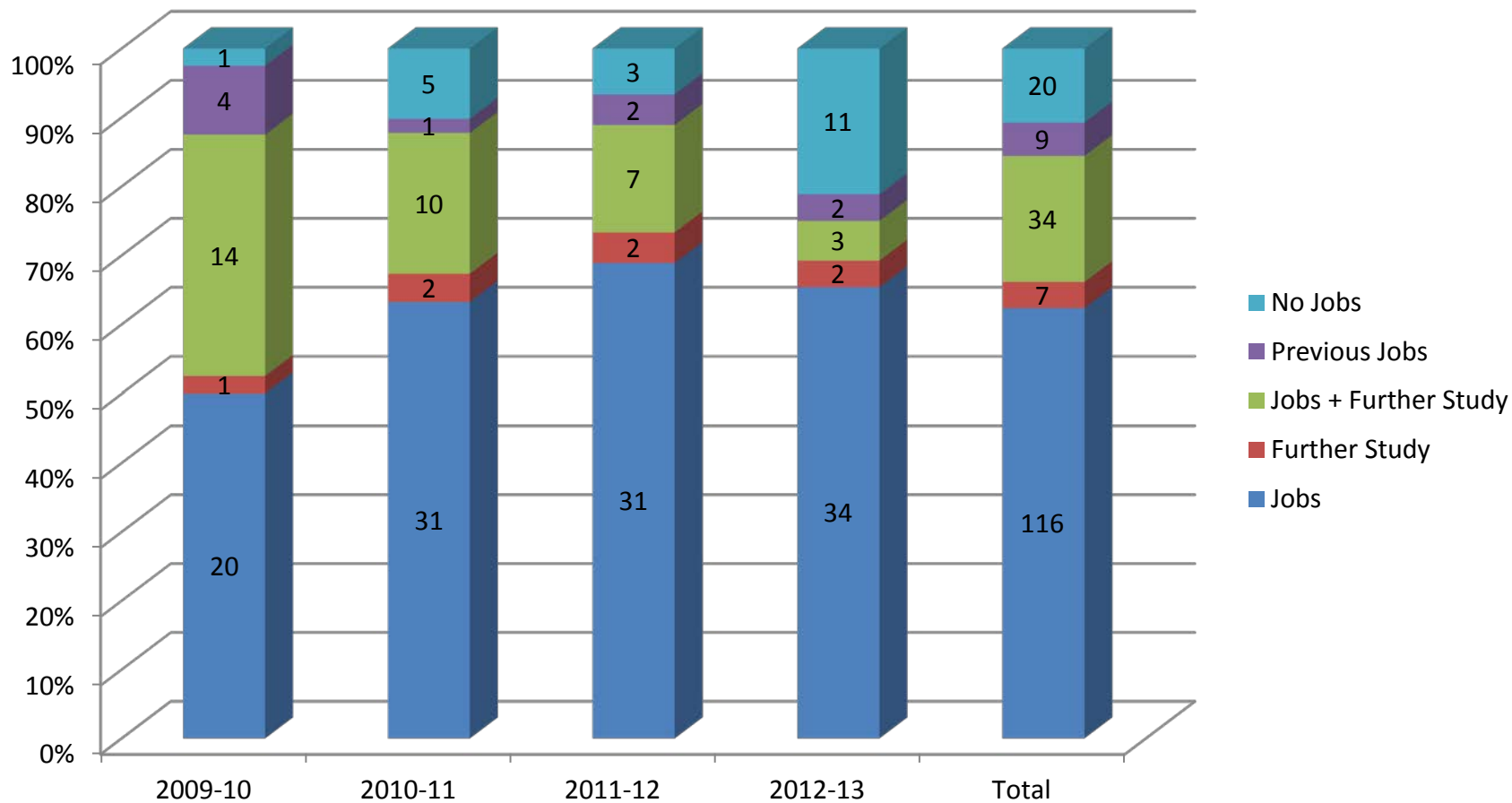
College of Liberal Arts:
Graduate Majors
Wordle (generated from www.wordle.net)



College of Science

	2009 – 2010	2010 – 2011	2011 – 2012	2012 – 2013	Total
Jobs	20	31	31	34	116
Jobs + Further Study	14	10	7	3	34
Further Study	1	2	2	2	7
Previous Jobs	4	1	2	2	9
(Jobs) + (Jobs and Further Study) + Further Study + Previous Jobs	39 (19%)	44 (20%)	42 (21%)	41 (19%)	166 (20%)
No Jobs	1 (1%)	5 (2%)	3 (2%)	11 (5%)	20 (2%)
No Information	166 (81%)	176 (78%)	152 (77%)	160 (75%)	654 (78%)
Total Found	40 (19%)	49 (22%)	45 (23%)	52 (25%)	186 (22%)
Number Queried	206	225	197	212	840

College of Science: Placement for Graduates for Whom Information was Obtained



College of Science: Breakdown of Further Study

	2009 – 2010	2010 – 2011	2011 – 2012	2012 – 2013	Total
Master's	13 (87%)	12	9	5	39 (95%)
Specialist - EdS	0	0	0	0	0
Doctoral - PhD	0	0	0	0	0
Doctoral – EdD	0	0	0	0	0
Professional – MD	2 (13%)	0	0	0	2 (5%)
Professional - JD	0	0	0	0	0
Total	15	12	9	5	41

College of Science:

Job Title

Wordle (generated from www.wordle.net)



College of Science:
Industry in which Employed
Wordle (generated from www.wordle.net)



College of Science:
Universities at which Graduate Degrees Pursued
Wordle (generated from www.wordle.net)



[illegible]