



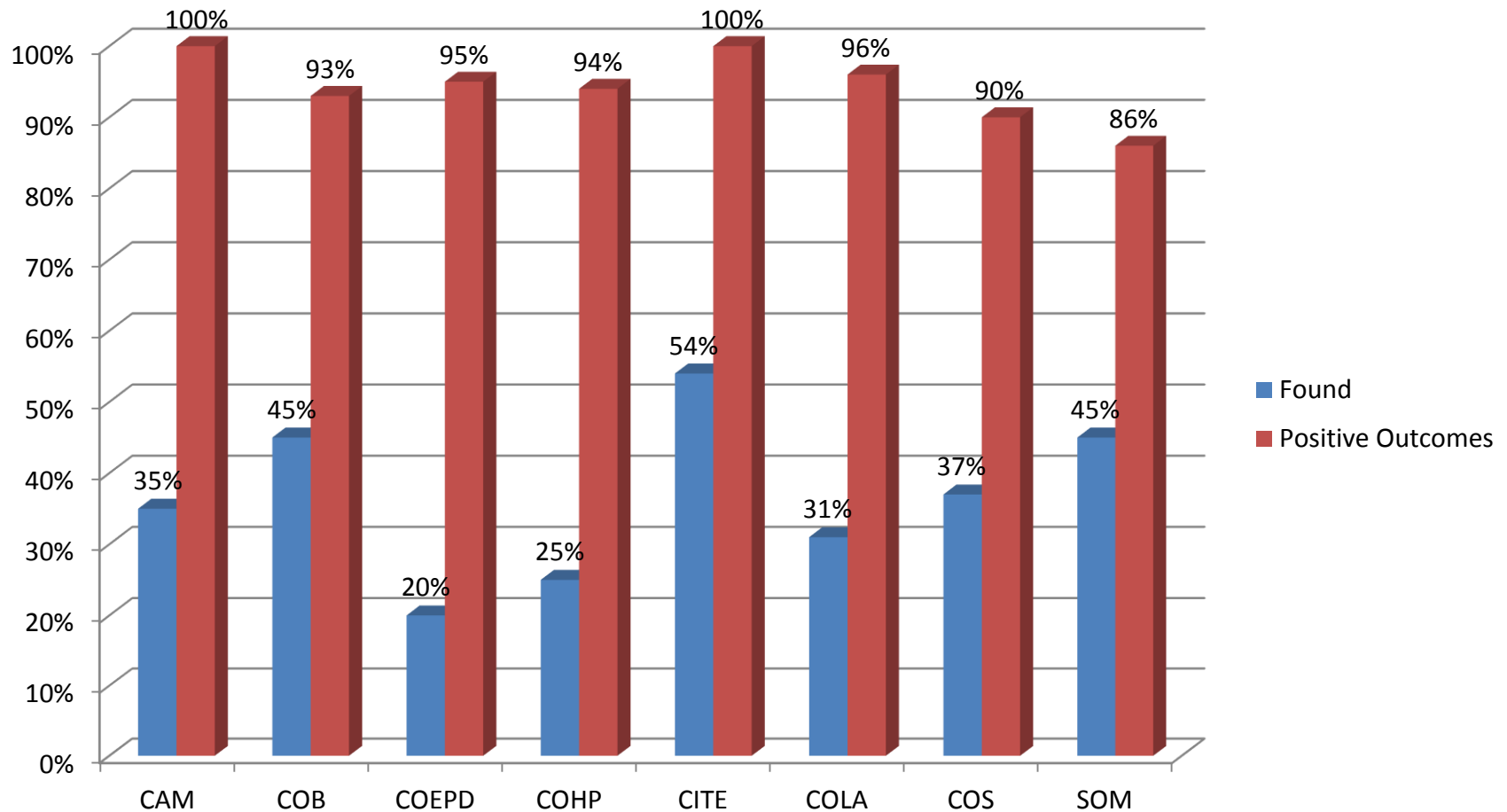
Employer Find Data by College

Marshall University's Master's and Doctoral
Graduates

Summer 2010 – Spring 2014

Summary for Marshall's Graduate Programs:

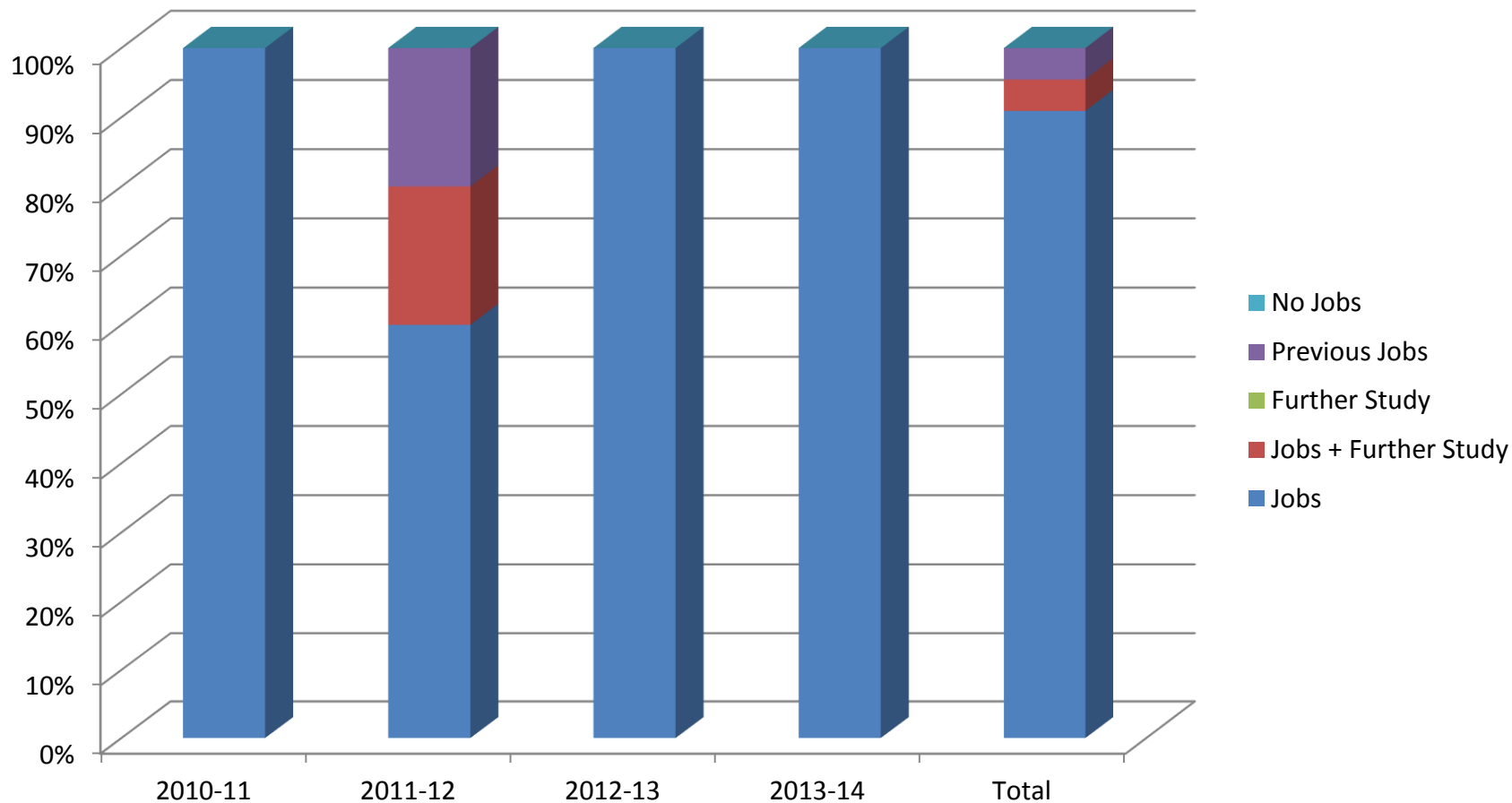
% of graduates for whom information was found and % of those graduates who have positive outcomes (present job, past job, graduate study)



College of Arts and Media

	2010-2011	2011-2012	2012-2013	2013-2014	Total
Jobs	7	3	6	4	20
Jobs + Further Study	0	1	0	0	1
Further Study	0	0	0	0	0
Previous Jobs	0	1	0	0	1
(Jobs) + (Jobs and Further Study) + Previous Jobs	7 (41%)	5 (25%)	6 (50%)	4 (31%)	22 (35%)
No Jobs	0	0	0	0	0
No Information	10 (59%)	15 (75%)	6 (50%)	9 (69%)	40 (65%)
Total found	7 (41%)	5 (25%)	6 (50%)	4 (31%)	22 (35%)
Number Queried	17	20	12	13	62

College of Arts and Media: Placement for Graduates for Whom Information was Obtained



College of Arts and Media: Breakdown of Further Study

- One Additional Master's Degree

College of Arts and Media:

Job Title

Wordle (generated from www.wordle.net)



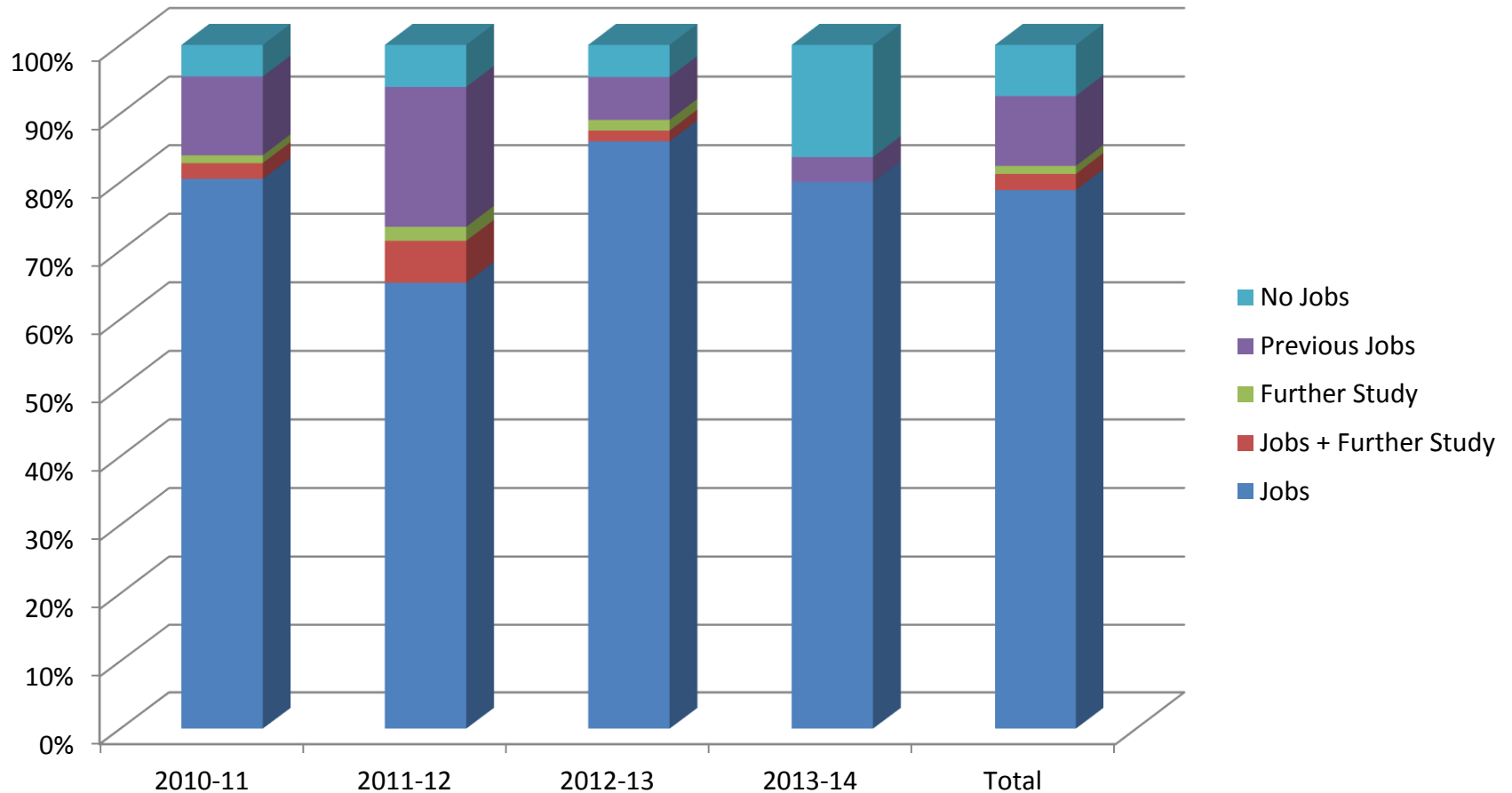
College of Arts and Media:
Industry in which Employed
Wordle (generated from www.wordle.net)



Lewis College of Business

	2010-2011	2011-2012	2012-2013	2013-2014	Total
Jobs	70	32	55	44	201
Jobs + Further Study	2	3	1	0	6
Further Study	1	1	1	0	3
Previous Jobs	10	10	4	2	26
(Jobs) + (Jobs and Further Study) + Previous Jobs	83 (45%)	46 (34%)	61 (48%)	46 (37%)	236 (41%)
No Jobs	4 (2%)	3 (2%)	3 (2%)	9 (7%)	19 (3%)
No Information	96 (52%)	88 (64%)	63 (50%)	71 (56%)	318 (55%)
Total found	87 (48%)	49 (36%)	64 (50%)	55 (44%)	255 (45%)
Number Queried	182	137	127	126	573

Lewis College of Business: Placement for Graduates for Whom Information was Obtained



Lewis College of Business: Breakdown of Further Study

- Seven Additional Master's Degrees
- Two PhDs

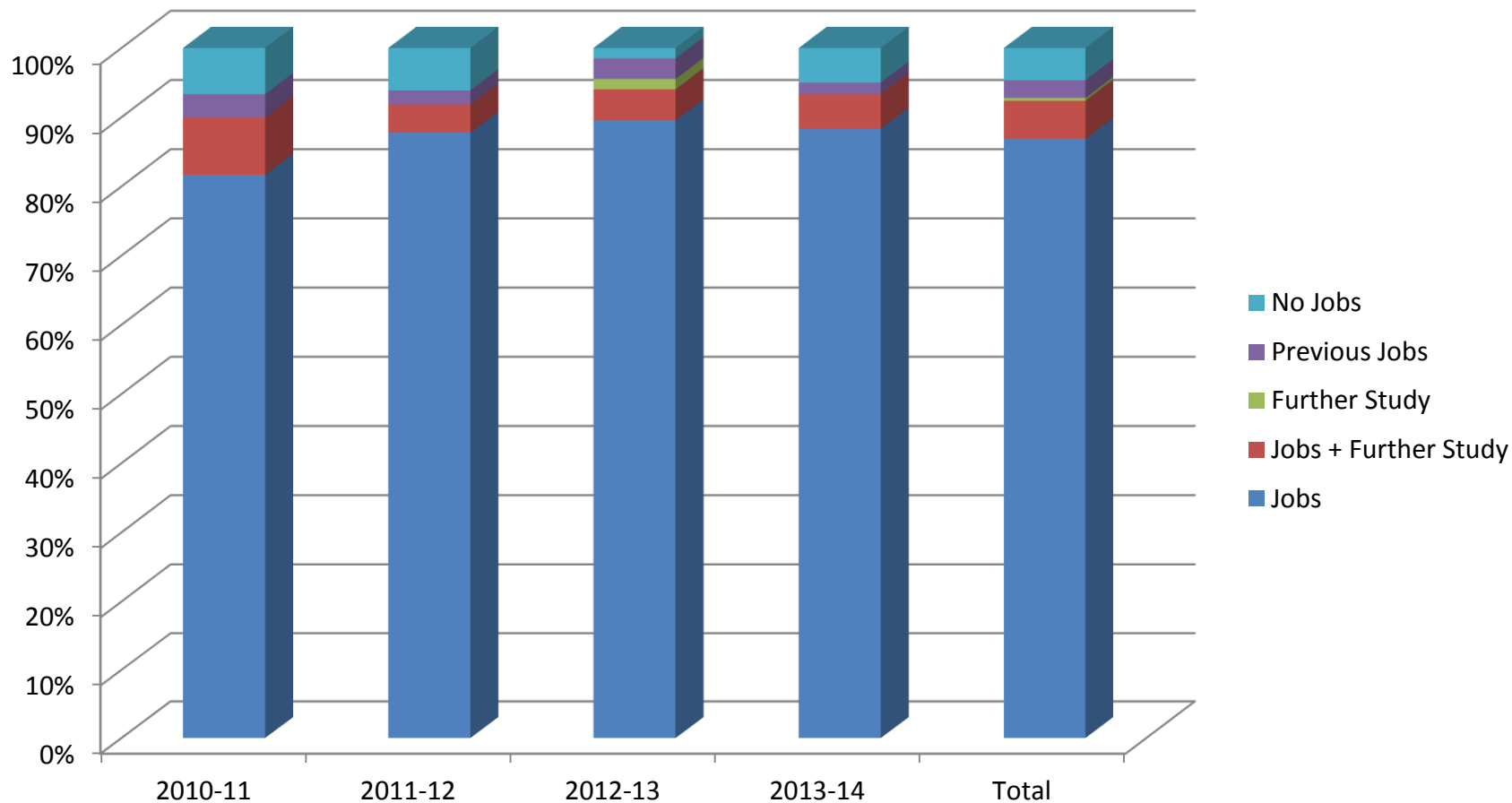
Wordle (generated from www.wordle.net)



College of Education and Professional Development

	2010-2011	2011-2012	2012-2013	2013-2014	Total
Jobs	49	43	60	53	205
Jobs + Further Study	5	2	3	3	13
Further Study	0	0	1	0	1
Previous Jobs	2	1	2	1	6
(Jobs) + (Jobs and Further Study) + Previous Jobs	56 (19%)	46 (16%)	66 (25%)	57 (19%)	225 (19%)
No Jobs	4 (1%)	3 (1%)	1 (0%)	3 (1%)	11 (1%)
No Information	238 (80%)	237 (83%)	200 (75%)	243 (80%)	918 (80%)
Total found	60 (20%)	49 (17%)	67 (25%)	60 (20%)	236 (20%)
Number Queried	298	286	267	303	1,154

College of Education and Professional Development: Placement for Graduates for Whom Information was Obtained



College of Education and Professional Development: Breakdown of Further Study

- One Post-Graduate Certificate
- Ten Additional Master's Degrees
- Two PhDs

Wordle (generated from www.wordle.net)



College of Education and Professional Development:
Industry in which Employed
Wordle (generated from www.wordle.net)

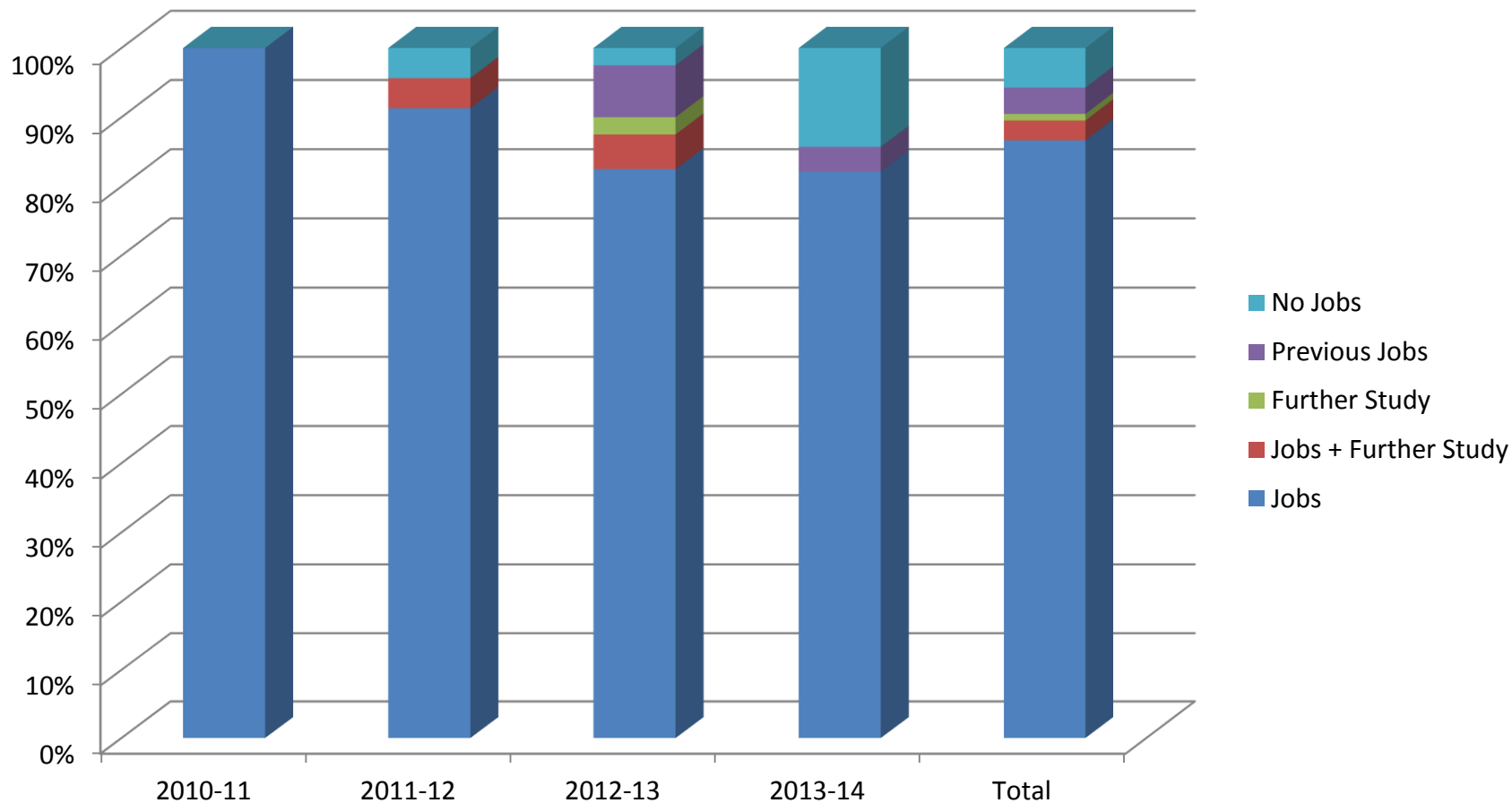


Management

College of Health Professions

	2010-2011	2011-2012	2012-2013	2013-2014	Total
Jobs	14	21	33	23	91
Jobs + Further Study	0	1	2	0	3
Further Study	0	0	1	0	1
Previous Jobs	0	0	3	1	4
(Jobs) + (Jobs and Further Study) + Previous Jobs	14 (17%)	22 (23%)	39 (32%)	24 (21%)	99 (24%)
No Jobs	0 (0%)	1 (1%)	1 (1%)	4 (4%)	6 (1%)
No Information	67 (83%)	73 (76%)	83 (67%)	84 (75%)	307 (75%)
Total found	14 (17%)	23 (24%)	40 (33%)	28 (25%)	105 (25%)
Number Queried	81	96	123	112	412

College of Health Professions: Placement for Graduates for Whom Information was Obtained



College of Health Professions: Breakdown of Further Study

- One Post-Graduate Certificate
- Three Additional Master's Degrees

College of Health Professions: Job Title

Wordle (generated from www.wordle.net)



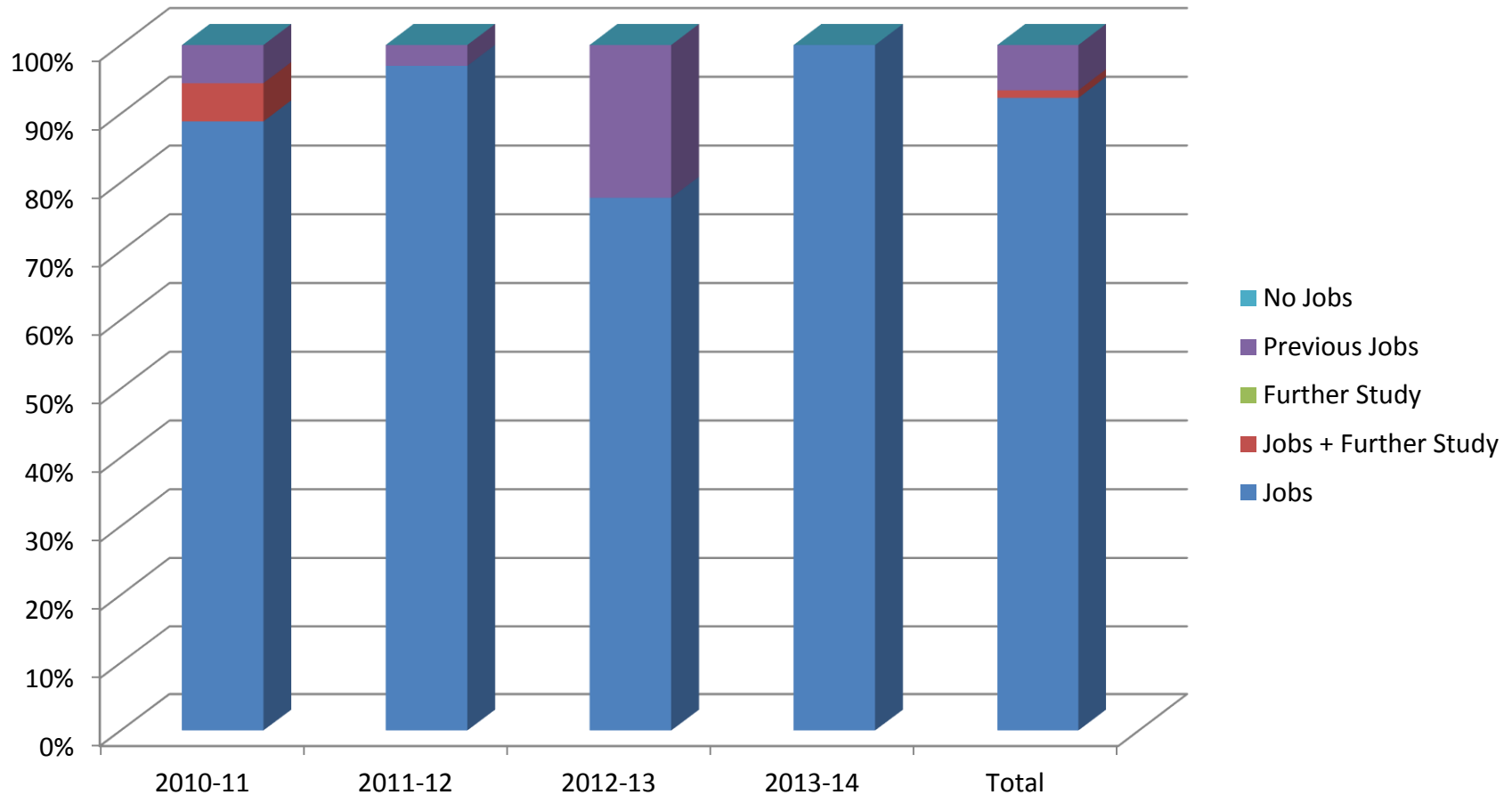
College of Health Professions:
Industry in which Employed
Wordle (generated from www.wordle.net)



College of Information Technology and Engineering

	2010-2011	2011-2012	2012-2013	2013-2014	Total
Jobs	16	32	14	22	84
Jobs + Further Study	1	0	0	0	1
Further Study	0	0	0	0	0
Previous Jobs	1	1	4	0	6
(Jobs) + (Jobs and Further Study) + Previous Jobs	18 (38%)	33 (62%)	18 (53%)	22 (61%)	91 (54%)
No Jobs	0	0	0	0	0
No Information	29 (62%)	20 (38%)	16 (47%)	14 (39%)	79 (46%)
Total found	18 (38%)	33 (62%)	18 (53%)	22 (61%)	91 (54%)
Number Queried	47	53	34	36	170

College of Information Technology and Engineering: Placement for Graduates for Whom Information was Obtained



College of Information Technology and Engineering: Breakdown of Further Study

- One Additional Master's Degree

College of Information Technology and Engineering:

Job Title

Wordle (generated from www.wordle.net)

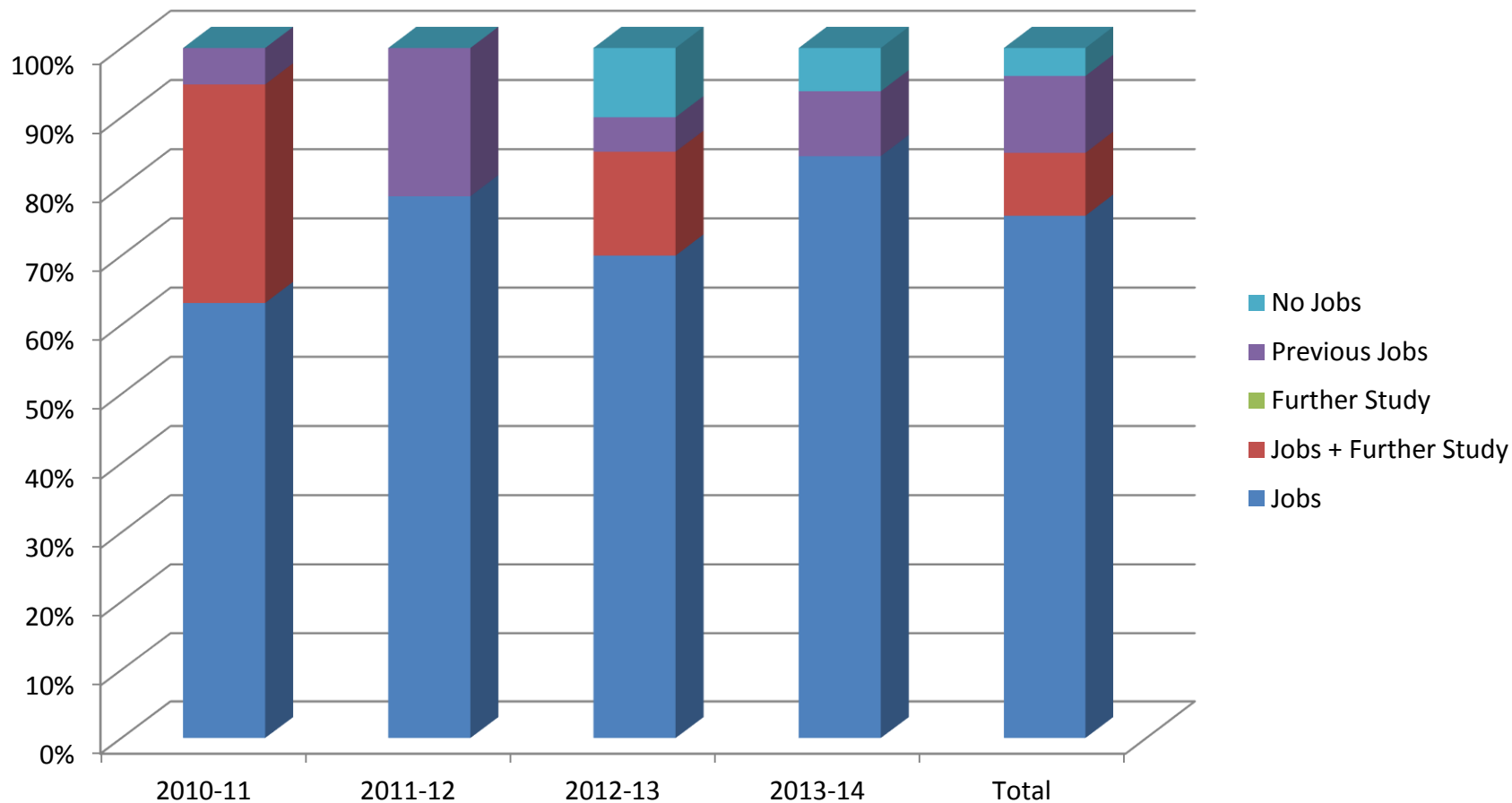


A word cloud visualization representing various industries and sectors. The largest words are "Information", "Services", and "Technology". Other prominent words include "Metals", "Mining", "Engineering", "Education", "Construction", "Energy", "Oil", "Government", "Renewables", "Chemicals", "Health", "Defense", "Management", "Machinery", "Hospital", "Higher", "Administration", "Computer", "Civil", "Software", "Packaging", "Supply", "Architecture", "Legal", "Textiles", "Training", "Space", "Care", "Organization", "Logistics", "Products", "Coaching", "Advertising", "Medical", "Devices", "Military", "Planning", "Utilities", "Security", "Network", "Research", "Marketing", "Containers", "Paper", "Available", "Chain", "Real", "Forest", "Practice", "Nonprofit", "Primary/Secondary", "Financial", "Estate", "Biotechnology".

College of Liberal Arts

	2010-2011	2011-2012	2012-2013	2013-2014	Total
Jobs	12	22	14	27	75
Jobs + Further Study	6	0	3	0	9
Further Study	0	0	0	0	0
Previous Jobs	1	6	1	3	11
(Jobs) + (Jobs and Further Study) + Previous Jobs	19 (29%)	28 (35%)	18 (21%)	30 (34%)	95 (30%)
No Jobs	0 (0%)	0 (0%)	2 (2%)	2 (2%)	4 (1%)
No Information	47 (71%)	52 (65%)	65 (76%)	56 (64%)	220 (69%)
Total found	19 (29%)	28 (35%)	20 (24%)	32 (36%)	99 (31%)
Number Queried	66	80	85	88	319

College of Liberal Arts: Placement for Graduates for Whom Information was Obtained



College of Liberal Arts: Breakdown of Further Study

- Six Additional Master's Degrees
- One Professional Doctorate (PsyD)
- Two PhDs

College of Liberal Arts:

Job Title

Wordle (generated from www.wordle.net)



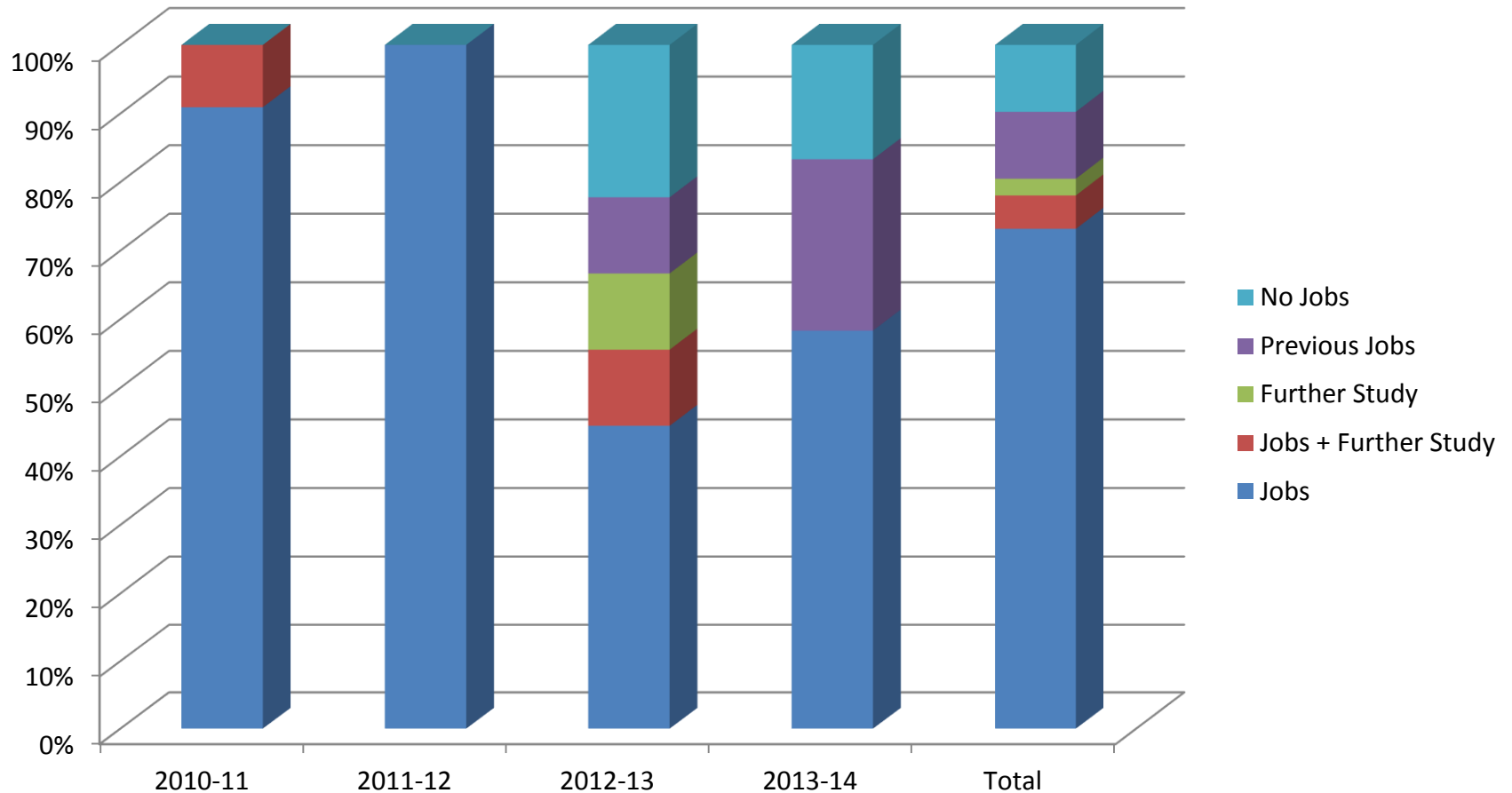
College of Liberal Arts:
Industry in which Employed
Wordle (generated from www.wordle.net)



College of Science

	2010-2011	2011-2012	2012-2013	2013-2014	Total
Jobs	10	9	4	7	30
Jobs + Further Study	1	0	1	0	2
Further Study	0	0	1	0	1
Previous Jobs	0	0	1	3	4
(Jobs) + (Jobs and Further Study) + Previous Jobs	11 (41%)	9 (28%)	7 (27%)	10 (40%)	37 (34%)
No Jobs	0 (0%)	0 (0%)	2 (8%)	2 (8%)	4 (4%)
No Information	16 (59%)	23 (72%)	17 (65%)	13 (52%)	69 (63%)
Total found	11 (41%)	9 (28%)	9 (35%)	12 (48%)	41 (37%)
Number Queried	27	32	26	25	110

College of Science: Placement for Graduates for Whom Information was Obtained



College of Science: Breakdown of Further Study

- Two PhDs
- One EdD

College of Science:

Job Title

Wordle (generated from www.wordle.net)



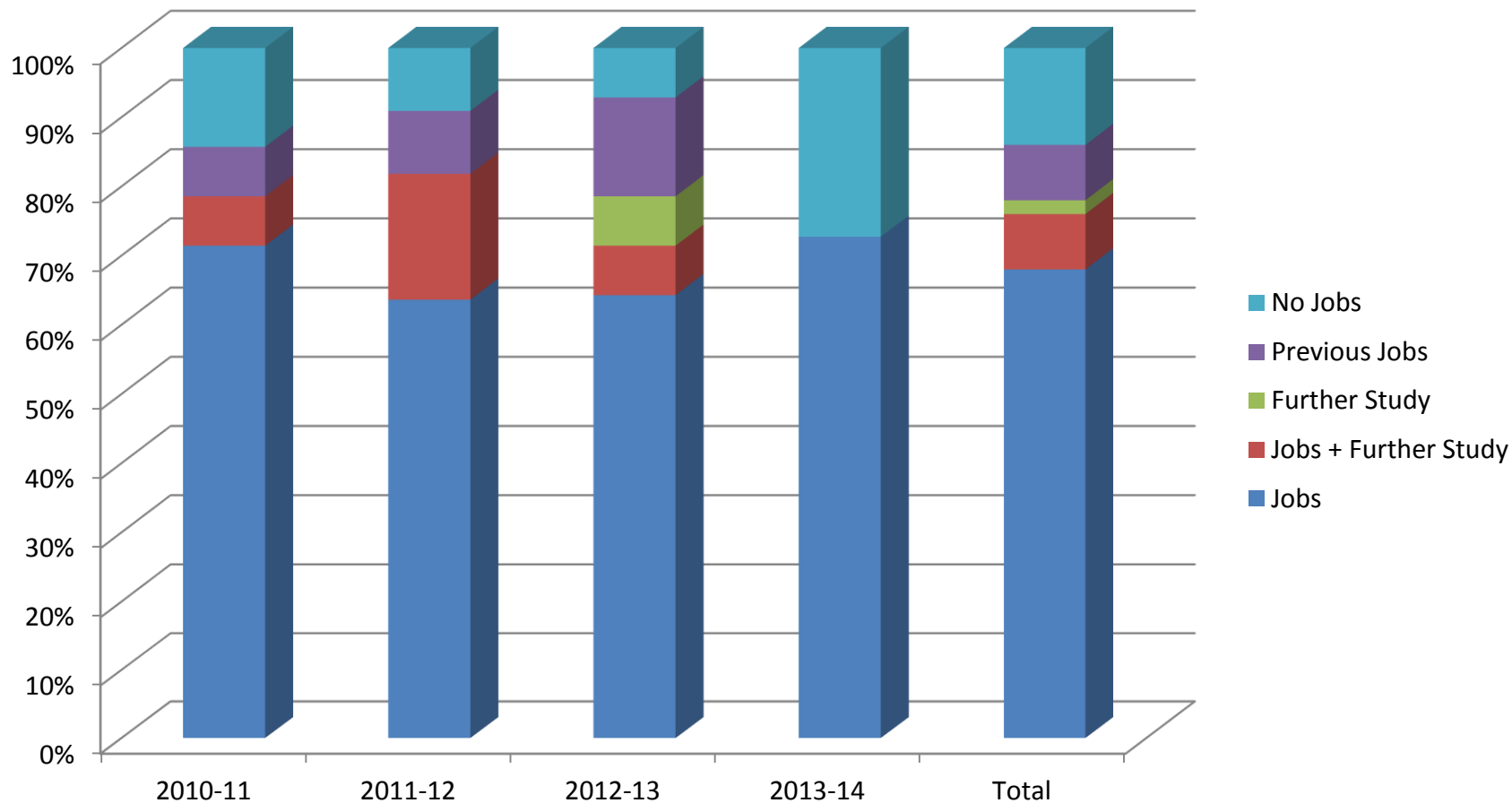
College of Science:
Industry in which Employed
Wordle (generated from www.wordle.net)



School of Medicine (non-MD Programs)

	2010-2011	2011-2012	2012-2013	2013-2014	Total
Jobs	10	7	9	8	34
Jobs + Further Study	1	2	1	0	4
Further Study	0	0	1	0	1
Previous Jobs	1	1	2	0	4
(Jobs) + (Jobs and Further Study) + Previous Jobs	12 (34%)	10 (38%)	13 (65%)	8 (28%)	43 (39%)
No Jobs	2 (6%)	1 (4%)	1 (5%)	3 (10%)	7 (6%)
No Information	21 (60%)	15 (58%)	6 (30%)	18 (62%)	60 (55%)
Total found	14 (40%)	11 (42%)	14 (70%)	11 (38%)	50 (45%)
Number Queried	35	26	20	29	110

School of Medicine (non-MD Programs): Placement for Graduates for Whom Information was Obtained



School of Medicine (non-MD Programs): Breakdown of Further Study

- Two Professional Doctorates (MD)
- Three Additional Master's Degrees

School of Medicine (non-MD Programs):

Job Title

Wordle (generated from www.wordle.net)



School of Medicine (non-MD Programs):
Industry in which Employed
Wordle (generated from www.wordle.net)



Enforcement