

# MOVC Assessment Day Survey Results: 2011

## Initial Report

Last Modified: 04/18/2011

### 1. Family Status

#	Answer	Response	%
1	Married, no children	3	5%
2	Married, with children	19	34%
3	Single, no children	27	48%
4	Single, with children	7	13%
	Total	56	100%

Statistic	Value
Min Value	1
Max Value	4
Mean	2.68
Variance	0.59
Standard Deviation	0.77
Total Responses	56

### 2. Residence at time of admission

#	Answer	Response	%
1	In-State	48	86%
2	Metro	8	14%
3	Out-of-State	0	0%
	Total	56	100%

Statistic	Value
Min Value	1
Max Value	2
Mean	1.14
Variance	0.12
Standard Deviation	0.35
Total Responses	56

### 3. Student Status

#	Answer	Response	%
1	Traditional (ages 18 - 25)	25	45%
2	Nontraditional (ages 26 and older)	31	55%
	Total	56	100%

Statistic	Value
Min Value	1
Max Value	2
Mean	1.55
Variance	0.25
Standard Deviation	0.50
Total Responses	56

### 4. Degree you are working on:

#	Answer	Response	%
1	Certificate	1	2%
2	Associate	5	9%
3	Bachelor	46	84%
4	Graduate Degree	3	5%
	Total	55	100%

Statistic	Value
Min Value	1
Max Value	4
Mean	2.93
Variance	0.22
Standard Deviation	0.47
Total Responses	55

## 5. Major Field of Study

### Text Response

Respondents reported several major fields of study

Statistic	Value
Total Responses	47

## 6. While pursuing this degree, did you?

#	Answer	Response	%	
1	Originally enroll at MOVCC		33	60%
2	Originally enroll at Marshall University		12	22%
3	Transfer from another College or University (such as MCTC, Rio Grande)		10	18%
	Total		55	100%

Statistic	Value
Min Value	1
Max Value	3
Mean	1.58
Variance	0.62
Standard Deviation	0.79
Total Responses	55

## 7. Have you taken any Interactive TV courses?

#	Answer	Response	%
1	Yes	25	45%
2	No	30	55%
	Total	55	100%

Statistic	Value
Min Value	1
Max Value	2
Mean	1.55
Variance	0.25
Standard Deviation	0.50
Total Responses	55

## 8. Please indicate your level of agreement with the statements below:

#	Question	Strongly Agree	Agree	Neutral	Disagree	Strongly Disagree	Responses	Mean
1	I was pleased with my overall ITV educational experience.	10	10	5	0	0	25	1.80
2	I was pleased with the overall quality of the ITV technology.	10	9	2	4	0	25	2.00

Statistic	I was pleased with my overall ITV educational experience.	I was pleased with the overall quality of the ITV technology.
Min Value	1	1
Max Value	3	4
Mean	1.80	2.00
Variance	0.58	1.17
Standard Deviation	0.76	1.08
Total Responses	25	25

### 9. During the past year, how many hours per week were you employed while attending classes?

#	Answer	Response	%
1	None	26	47%
2	1 - 10	7	13%
3	11 - 20	8	15%
4	21 - 30	5	9%
5	More than 30	9	16%
	Total	55	100%

Statistic	Value
Min Value	1
Max Value	5
Mean	2.35
Variance	2.38
Standard Deviation	1.54
Total Responses	55

**10. Which of the following best describes your educational objective while attending MOVC?**

#	Answer	Response	%
1	Begin my first career	33	60%
2	Advance in my current career	9	16%
3	Career Change	11	20%
4	Non-Career Objective	2	4%
	Total	55	100%

Statistic	Value
Min Value	1
Max Value	4
Mean	1.67
Variance	0.85
Standard Deviation	0.92
Total Responses	55

**11. Have you been accepted by and/or plan to attend a higher-level educational program, such as a Master's, Doctoral, or Advanced Professional Program?**

#	Answer	Response	%
1	Yes	8	62%
2	No	5	38%
	Total	13	100%

Statistic	Value
Min Value	1
Max Value	2
Mean	1.38
Variance	0.26
Standard Deviation	0.51
Total Responses	13

## 12. If you answered "yes" to the question above, which institution will you attend for graduate work?

Text Response
Marshall University Graduate College
MOVC
Probably Marshall University
WVU
MOVC
Marshall University
Marshall University MOVC

Statistic	Value
Total Responses	7

## 13. What is your intended major in graduate school?

Text Response
Special Education Multicategorical
MSN
Nurse Anesthesia
Social Work
FNP
MBA
Masters-Family Nurse Practitioner
MSN

Statistic	Value
Total Responses	8

## 14. What are your immediate employment plans?

#	Answer	Response	%
1	Continue working in the same job I had prior to completing this program	3	21%
2	Work in a job I recently obtained	0	0%
3	Self-employment	1	7%
4	Look for employment	7	50%
5	No current work plans	0	0%
6	Continue my education before seeking employment	2	14%
7	Undecided	1	7%
	Total	14	100%

Statistic	Value
Min Value	1
Max Value	7
Mean	3.79
Variance	3.41
Standard Deviation	1.85
Total Responses	14



## 15. At this point in my education, I believe that I

#	Question	Strongly Agree	Agree	Neutral	Disagree	Strongly Disagree	Responses	Mean
1	communicate effectively using written skills.	31	17	6	0	0	54	1.54
2	communicate effectively using oral skills.	26	22	6	0	0	54	1.63
3	use quantitative/scientific skills in problem solving activities.	23	24	7	0	0	54	1.70
4	utilize technology competently.	27	19	8	0	0	54	1.65
5	use critical thinking skills.	29	19	6	0	0	54	1.57
6	have developed an awareness of ethical behavior.	30	22	2	0	0	54	1.48
7	recognize the richness of diversity.	30	17	7	0	0	54	1.57

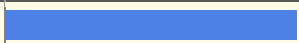


Statistic	communicate effectively using written skills.	communicate effectively using oral skills.	use quantitative/scientific skills in problem solving activities.	utilize technology competently.	use critical thinking skills.	have developed an awareness of ethical behavior.	recognize the richness of diversity.
Min Value	1	1	1	1	1	1	1
Max Value	3	3	3	3	3	3	3
Mean	1.54	1.63	1.70	1.65	1.57	1.48	1.57
Variance	0.48	0.46	0.48	0.53	0.48	0.33	0.51
Standard Deviation	0.69	0.68	0.69	0.73	0.69	0.57	0.72
Total Responses	54	54	54	54	54	54	54

## 16. At this point in my education, I

#	Question	Strongly Agree	Agree	Neutral	Disagree	Strongly Disagree	Responses	Mean
1	believe I have had sufficient access and opportunity to use computers in the resource center.	37	13	1	2	1	54	1.46
2	believe I have received training in computers and technology that was appropriate for my major field.	28	16	9	1	0	54	1.69
3	feel adequately prepared for a career in my major.	22	21	7	2	1	53	1.85
4	believe that MOVC's program in my major is of high quality.	30	17	6	1	0	54	1.59
5	would recommend my program major to others.	30	17	6	0	1	54	1.61
6	would recommend MOVC to prospective students.	38	13	2	0	1	54	1.39

Statistic	believe I have had sufficient access and opportunity to use computers in the resource center.	believe I have received training in computers and technology that was appropriate for my major field.	feel adequately prepared for a career in my major.	believe that MOVC's program in my major is of high quality.	would recommend my program major to others.	would recommend MOVC to prospective students.
Min Value	1	1	1	1	1	1
Max Value	5	4	5	4	5	5
Mean	1.46	1.69	1.85	1.59	1.61	1.39
Variance	0.74	0.67	0.86	0.59	0.69	0.54
Standard Deviation	0.86	0.82	0.93	0.77	0.83	0.74
Total Responses	54	54	53	54	54	54

## 17. Would you like to have more classes/programs offered at MOVC?

#	Answer	Response	%
1	Yes, please specify 	33	61%
2	No 	10	19%
3	Not applicable 	11	20%
	Total	54	100%

Yes, please specify

Social Work

Social Work at Masters Level

more programs to help ones that are needing help

more general electives

nursing

msn lab

Psy, Spanish, more Science

more 300/400 business classes

more summer classes

Work Out Class or Work Out Room.

Sign language

sign language

higher level science classes

nutrition; English class times;

health

Sports and Criminal

Higher level and nutrition classes

nutrition /classes for my major in dietetics

education, music, and higher level history courses

Psychology, History, anything other than Social Work and Nursing

research

assessment class for FNP

More summer courses, more majors.

Education

history

Associates in Nursing-RN

Any filler classes for promise scholars

Pharm Tec

photography

Statistic	Value
Min Value	1
Max Value	3
Mean	1.59
Variance	0.66
Standard Deviation	0.81
Total Responses	54

### 18. Have you used the Career Placement Center at the main campus?

#	Answer	Response	%
1	Yes	2	4%
2	No	51	96%
	Total	53	100%

Statistic	Value
Min Value	1
Max Value	2
Mean	1.96
Variance	0.04
Standard Deviation	0.19
Total Responses	53

### 19. Have you used the Drinko Library/library services?

#	Answer	Response	%
1	Yes	34	64%
2	No	19	36%
	Total	53	100%

Statistic	Value
Min Value	1
Max Value	2
Mean	1.36
Variance	0.23
Standard Deviation	0.48
Total Responses	53

**20. Please indicate your level of satisfaction with the following at MOVC.**

#	Question	Very Satisfied	Satisfied	Neutral	Dissatisfied	Very Dissatisfied	Responses	Mean
1	The quality of teaching	27	24	2	1	0	54	1.57
2	The quality of advising	29	16	4	4	1	54	1.74
3	The quality of Financial Aid Services	31	12	10	1	0	54	1.65
4	The classroom/lab facilities	35	18	1	0	0	54	1.37

Statistic	The quality of teaching	The quality of advising	The quality of Financial Aid Services	The classroom/lab facilities
Min Value	1	1	1	1
Max Value	4	5	4	3
Mean	1.57	1.74	1.65	1.37
Variance	0.44	1.03	0.72	0.28
Standard Deviation	0.66	1.01	0.85	0.52
Total Responses	54	54	54	54

## 21. Indicate your level of agreement with the following statements

#	Question	Strongly Agree	Agree	Neutral	Disagree	Strongly Disagree	Responses	Mean
1	I believe the facilities/classrooms are superior to those on the main campus.	22	17	13	2	0	54	1.91

Statistic	I believe the facilities/classrooms are superior to those on the main campus.
Min Value	1
Max Value	4
Mean	1.91
Variance	0.80
Standard Deviation	0.90
Total Responses	54

## 22. Have you used the tutoring services offered at MOVC?

#	Answer	Response	%
1	Yes	4	8%
2	No	49	92%
	Total	53	100%

Statistic	Value
Min Value	1
Max Value	2
Mean	1.92
Variance	0.07
Standard Deviation	0.27
Total Responses	53

### 23. Indicate your level of agreement with the following statements

#	Question	Strongly Agree	Agree	Neutral	Disagree	Strongly Disagree	Responses	Mean
1	The quality of Tutoring Services at MOVC meets my needs.	2	1	2	0	0	5	2.00
2	The overall quality of educational experience at MOVC is of high quality.	2	2	1	0	0	5	1.80
3	The level of technology at MOVC meets my needs (account, password, myMU,etc).	2	1	2	0	0	5	2.00

Statistic	The quality of Tutoring Services at MOVC meets my needs.	The overall quality of educational experience at MOVC is of high quality.	The level of technology at MOVC meets my needs (account, password, myMU,etc).
Min Value	1	1	1
Max Value	3	3	3
Mean	2.00	1.80	2.00
Variance	1.00	0.70	1.00
Standard Deviation	1.00	0.84	1.00
Total Responses	5	5	5

### 24. Do you use the MOVC website?

#	Answer	Response	%
1	Yes	41	76%
2	No	13	24%
	Total	54	100%



Statistic	Value
Min Value	1
Max Value	2
Mean	1.24
Variance	0.19
Standard Deviation	0.43
Total Responses	54

## 25. Do you feel that there is adequate parking at MOVC?

#	Answer	Response	%
1	Yes	30	56%
2	No	24	44%
3	Not applicable	0	0%
	Total	54	100%

Statistic	Value
Min Value	1
Max Value	2
Mean	1.44
Variance	0.25
Standard Deviation	0.50
Total Responses	54

## 26. Would you be willing to purchase a parking permit?

#	Answer	Response	%
1	Yes	15	28%
2	No	33	62%
3	Not applicable	5	9%
	Total	53	100%

Statistic	Value
Min Value	1
Max Value	3
Mean	1.81
Variance	0.35
Standard Deviation	0.59
Total Responses	53

## 27. List any additional ways we could improve our facility at MOVC.

### Text Response

The need to improve the heating/cooling system was mentioned frequently. Other comments are below.

Coke machine

The Screen for presentations in room 116 has been broken for quite some time and should be repaired by now.

Offer summer nursing courses in graduate level

I ended up taking a required course that the only time would fit in my schedule was to take it at MOVC. I don't think making students purchase a parking permit would be beneficial because we (MU Students) already pay extra money per classes being taken at the MOVC. I would not take classes there in the future if this where to happen. I also would like to see a bigger bookstore that stayed open longer than the one already at the facility.

Love it as is

Change one of the rooms not in use to a work out area for students; that would be wonderful because I usually do not have the time to go to the gym because of school. Many students I've talked to think this would be a wonderful idea!

I think that the parking is ok, but it could be a little better.

Maybe for classes needed to be offered on different days of the week. Most of the classes needed by freshmen are scheduled at overlapping times. Seems you can't ever get all of the classes needed in one semester, which causes you to be there an extra semester and pay for filler classes that don't count towards the degree being pursued.

Help with arranging childcare during in class hours; perhaps offer child care services

Bring back the sandwich machine!

Although there are many places to park at the extended parking area, I really don't like walking to my car that far away. As a female, I feel kind of unsafe by walking to that second parking lot.

I am very satisfied with the facility and with the staff at MOVC. I would, however, like to see an expanded curriculum with more choices for majors and also, more substantive classes offered in the summer.

it is a very nice place, just needs more classes offered

more parking, the office hours later and not close at 4p

Put healthier vending machines with Juice, and healthier foods to eat and maybe a change machine.

Statistic	Value
Total Responses	18

**28. Please indicate your agreement (or lack thereof) with the following statements about the bookstore at MOVC**

#	Question	Yes	No	Not Applicable	Responses	Mean
1	The bookstore is an overall customer-friendly environment.	46	3	5	54	1.24
2	I can purchase what I need in the bookstore quickly and easily.	30	16	7	53	1.57
3	The hours of operation at the bookstore are convenient for me.	31	16	7	54	1.56
4	The textbooks I need for my classes are available at the bookstore when I need them.	25	19	9	53	1.70
5	I am satisfied with the availability of used textbooks in the bookstore.	26	19	9	54	1.69
6	There is a good selection of apparel styles in the bookstore.	19	20	15	54	1.93
7	I can find the size(s) I need while shopping for apparel in the bookstore.	16	19	19	54	2.06
8	I am satisfied with the efollett.com shopping experience.	20	8	26	54	2.11
9	The booknow® program (ability to purchase your books while registering for classes online) adds value to my overall experience as a bookstore customer.	17	5	32	54	2.28

Statistic	The bookstore is an overall customer-friendly environment.	I can purchase what I need in the bookstore quickly and easily.	The hours of operation at the bookstore are convenient for me.	The textbooks I need for my classes are available at the bookstore when I need them.	I am satisfied with the availability of used textbooks in the bookstore.	There is a good selection of apparel styles in the bookstore.	I can find the size(s) I need while shopping for apparel in the bookstore.	I am satisfied with the efollett.com shopping experience.
Min Value	1	1	1	1	1	1	1	1
Max Value	3	3	3	3	3	3	3	3
Mean	1.24	1.57	1.56	1.70	1.69	1.93	2.06	2.11
Variance	0.37	0.52	0.52	0.56	0.56	0.64	0.66	0.86
Standard Deviation	0.61	0.72	0.72	0.75	0.75	0.80	0.81	0.92
Total Responses	54	53	54	53	54	54	54	54

## 29. Class Rank

#	Answer	Response	%
1	Freshman	16	29%
2	Sophomore	8	15%
3	Junior	17	31%
4	Senior	11	20%
5	Graduate Student	3	5%
	Total	55	100%

Statistic	Value
Min Value	1
Max Value	5
Mean	2.58
Variance	1.58
Standard Deviation	1.26
Total Responses	55

### 30. Gender

Value	Total
F	47
M	9

### 31. Race

Value	Total
White	45
Asian/Pacific Islander	1
American Indian/Alaskan Native	1
Not specified	9

### 32. Class

Value	Total
JR	14
SR	16
FR	14
SO	9
GR	3

### 33. College

Value	Total
HP	37
BR	8
ED	3
GR	3
LA	3
SC	1
BU	1