



Assessment Day Personal Safety Survey Report (Faculty and Staff) – 2012

Likert Scale Items have a scale ranging from 1 = Excellent to 5 = Unsatisfactory. Therefore, lower means are more positive than higher means.



Last Modified: 03/07/2012

1. Are you aware of how/where to report an incident of sexual assault, stalking, or domestic violence?

#	Answer		Response	%
1	Yes		134	83%
2	No		27	17%
	Total		161	100%

Statistic	Value
Min Value	1
Max Value	2
Mean	1.17
Variance	0.14
Standard Deviation	0.37
Total Responses	161

2. Are you aware of the judicial process on and off campus for date rape, acquaintance rape, domestic abuse, and stalking?

#	Answer		Response	%
1	Yes		71	44%
2	No		89	56%
	Total		160	100%

Statistic	Value
Min Value	1
Max Value	2
Mean	1.56
Variance	0.25
Standard Deviation	0.50
Total Responses	160

3. Do you know of any specific domestic violence/rape prevention programs on campus?

#	Answer	Response	%
1	Yes	71	44%
2	No	89	56%
	Total	160	100%

Statistic	Value
Min Value	1
Max Value	2
Mean	1.56
Variance	0.25
Standard Deviation	0.50
Total Responses	160

4. Are you familiar with Marshall University's policy on sexual harassment, sexual abuse and domestic violence?

#	Answer	Response	%
1	Yes	148	93%
2	No	12	8%
	Total	160	100%

Statistic	Value
Min Value	1
Max Value	2
Mean	1.08
Variance	0.07
Standard Deviation	0.26
Total Responses	160

5. Have you read any posters or picked up any literature about sexual harassment, sexual abuse and/or domestic violence?

#	Answer	Response	%
1	Yes	87	54%
2	No	73	46%
	Total	160	100%

Statistic	Value
Min Value	1
Max Value	2
Mean	1.46
Variance	0.25
Standard Deviation	0.50
Total Responses	160

6. Have you heard of Marshall University's Women's Center?

#	Answer	Response	%
1	Yes	139	86%
2	No	22	14%
	Total	161	100%

Statistic	Value
Min Value	1
Max Value	2
Mean	1.14
Variance	0.12
Standard Deviation	0.34
Total Responses	161

7. If yes, how did you hear about it?

Text Response

Responses are summarized according to general themes (below):

Several respondents saw references to the Center in the Parthenon.

Several respondents learned about the Center through flyers.

Some respondents heard about the Center during staff training.

Some respondents learned about the Center during Faculty Orientation.

Some respondents learned about the Center through e-mails.

Some respondents learned about the Center while working on a Graduate Certificate in Women's Studies

Some respondents know about the Center because the offices in which they work correspond and/or collaborate with the Center.

Some respondents learned about it from the Center's Events.

One respondent saw it on MU's website.

One respondent learned about the Center through its posters and presentations around campus.

One respondent learned about the Center through the sexual harassment training.

One respondent learned about the Center through Resident Advisor training and a speaker and sociology classes.

One respondent learned about the Women's Center as an undergraduate through his/her women's studies classes.

I became more aware of the services when I taught HON101 and had a guest speaker in my class discuss it.

One respondent learned about the Center through the Student Affairs Office.

One person learned of the office through word of mouth and Office of Public Safety.

One respondent learned of the Center from working there.

One respondent learned of the Center from the Vagina Monologues poster.

When attending school I took advantage of services they offered to students. They were kind, concerned and committed to helping the women of Marshall. I don't know what I would have done without them.

From one of my criminal justice professors

I work with all departments on campus concerning procurement issues. Also, I have attended several functions that the Center has sponsored or cosponsored.

Statistic	Value
Total Responses	94

8. Have you visited the Women's Center?

#	Answer		Response	%
1	Yes		36	23%
2	No		120	77%
	Total		156	100%

Statistic	Value
Min Value	1
Max Value	2
Mean	1.77
Variance	0.18
Standard Deviation	0.42
Total Responses	156

9. Did you know that the Women's Center provides advocacy and counseling to victims of sexual abuse and/or domestic violence?

#	Answer		Response	%
1	Yes		108	69%
2	No		48	31%
	Total		156	100%

Statistic	Value
Min Value	1
Max Value	2
Mean	1.31
Variance	0.21
Standard Deviation	0.46
Total Responses	156

10. While at Marshall University, have you received any education about:

#	Question	Yes	No	Responses	Mean
1	Sexual Harassment	132	24	156	1.15
2	Dating or Domestic Violence	55	99	154	1.64
3	Sexual Assault (stranger rape, date rape, acquaintance rape)	67	87	154	1.56
4	Stalking	54	100	154	1.65

Statistic	Sexual Harassment	Dating or Domestic Violence	Sexual Assault (stranger rape, date rape, acquaintance rape)	Stalking
Min Value	1	1	1	1
Max Value	2	2	2	2
Mean	1.15	1.64	1.56	1.65
Variance	0.13	0.23	0.25	0.23
Standard Deviation	0.36	0.48	0.50	0.48
Total Responses	156	154	154	154

11. If you answered “yes” to receiving education, how did you obtain that education?

Text Response

Online training unit – required by the University – the majority of respondents alluded to some type of mandatory training for Marshall employees.

sexual harassment test

Self-defense course PEL

Floor and sorority programming

group session through Counseling Center in our office

pamphlet

Through e-mail

Through Resident Advisor training and a speaker and sociology class.

via speakers I brought into my UNI 101 class

E MAILS AND ON CAMPUS FLYERS

attended a brown bag lunch session

posters

seminar

Women's Center

RAD class

Public Safety and Human Resources

Organizational sponsored programs

In multiple Criminal Justice classes

Statistic	Value
Total Responses	121

12. Was the education helpful to you?

#	Answer	Response	%
1	Yes	115	74%
2	No	17	11%
3	Did not receive education	23	15%
	Total	155	100%

Statistic	Value
Min Value	1
Max Value	3
Mean	1.41
Variance	0.54
Standard Deviation	0.74
Total Responses	155

13. Would you like more information about the Marshall University Woman's Center?

#	Answer	Response	%
1	Yes	63	41%
2	No	92	59%
	Total	155	100%

Statistic	Value
Min Value	1
Max Value	2
Mean	1.59
Variance	0.24
Standard Deviation	0.49
Total Responses	155

14. Have you or someone you know been a victim of stalking in the past 12 months?

#	Answer	Response	%
1	Yes	16	10%
2	No	140	90%
	Total	156	100%

Statistic	Value
Min Value	1
Max Value	2
Mean	1.90
Variance	0.09
Standard Deviation	0.30
Total Responses	156

15. Have you or someone you know been a victim of relationship violence in the past 12 months?

#	Answer	Response	%
1	Yes	22	14%
2	No	133	86%
	Total	155	100%

Statistic	Value
Min Value	1
Max Value	2
Mean	1.86
Variance	0.12
Standard Deviation	0.35
Total Responses	155

16. Have you or someone you know been a victim of sexual assault in the past 12 months?

#	Answer	Response	%
1	Yes	10	6%
2	No	144	94%
	Total	154	100%






Statistic	Value
Min Value	1
Max Value	2
Mean	1.94
Variance	0.06
Standard Deviation	0.25
Total Responses	154

17. If you answered “yes” to 14, 15, or 16 above, did you report the incident?

#	Answer	Response	%
1	Yes	13	9%
2	No	6	4%
3	Not applicable	132	87%
	Total	151	100%

Statistic	Value
Min Value	1
Max Value	3
Mean	2.79
Variance	0.34
Standard Deviation	0.58
Total Responses	151

18. If you answered “no” to the previous question, what was your reason for not reporting the incident?

#	Answer		Response	%
1	Did not know where to report it		0	0%
2	Too embarrassed		0	0%
3	Blamed self for the incident		1	4%
4	Did not think incident would be taken seriously by others		2	7%
5	Not aware incident was a reportable offense		2	7%
6	Was threatened or intimidated into not reporting the incident		1	4%
7	Other		21	78%
	Total		27	100%

Other

Responses listed below in general themes.

The person who was threatened refused to allow me.

Incident did not happen locally.

Incident had already been reported.

Statistic	Value
Min Value	3
Max Value	7
Mean	6.44
Variance	1.33
Standard Deviation	1.15
Total Responses	27

19. Have you attended any training that relates to violence against women?

#	Answer	Response	%
1	Yes	45	29%
2	No	110	71%
	Total	155	100%

Statistic	Value
Min Value	1
Max Value	2
Mean	1.71
Variance	0.21
Standard Deviation	0.46
Total Responses	155

20. If you answered yes to the previous question, where did you receive this training?

Text Response
I took a self defense course
Group presentation in Drinko Library
Online Training – several responses
Military
Programming sponsored by the Women's Center on campus – several responses
Conference – several responses
States other than WV – several responses
Through Resident Advisor training – several responses
required training at Marshall – several responses
Several respondents received training at universities other than Marshall
RAD class – several responses
Twin Towers West when I was a student
Public Safety
OLBH
Rape Aggression Defense classes
Self-defense class on campus
CONTACT rape crisis center – a couple of responses
American Counseling Association, Stewards of Children, Kanawha County Victims Services Center, West Virginia Counseling Association

Statistic	Value
Total Responses	35

21. Are you aware of an on-line network of campus information and resources related to violence and advocacy services available at Marshall University?

#	Answer		Response	%
1	Yes		54	35%
2	No		102	65%
	Total		156	100%

Statistic	Value
Min Value	1
Max Value	2
Mean	1.65
Variance	0.23
Standard Deviation	0.48
Total Responses	156

22. Emotional abuse is reportable as domestic violence.

#	Answer		Response	%
1	Yes		129	84%
2	No		25	16%
	Total		154	100%

Statistic	Value
Min Value	1
Max Value	2
Mean	1.16
Variance	0.14
Standard Deviation	0.37
Total Responses	154

23. Alcohol is NOT a date rape drug.

#	Answer	Response	%
1	Yes	20	13%
2	No	136	87%
	Total	156	100%

Statistic	Value
Min Value	1
Max Value	2
Mean	1.87
Variance	0.11
Standard Deviation	0.34
Total Responses	156

24. For an incident to be defined as sexual assault, penetration must occur.

#	Answer	Response	%
1	Yes	3	2%
2	No	153	98%
	Total	156	100%

Statistic	Value
Min Value	1
Max Value	2
Mean	1.98
Variance	0.02
Standard Deviation	0.14
Total Responses	156

25. Sexual assaults are typically perpetrated by a stranger.

#	Answer	Response	%
1	Yes	3	2%
2	No	153	98%
	Total	156	100%

Statistic	Value
Min Value	1
Max Value	2
Mean	1.98
Variance	0.02
Standard Deviation	0.14
Total Responses	156

26. Most victim advocacy centers can assist you in obtaining a court-issued "no contact" order.

#	Answer	Response	%
1	Yes	143	92%
2	No	13	8%
	Total	156	100%

Statistic	Value
Min Value	1
Max Value	2
Mean	1.08
Variance	0.08
Standard Deviation	0.28
Total Responses	156

27. Are you deaf or hearing-impaired?

#	Answer	Response	%
1	Yes	0	0%
2	No	155	100%
	Total	155	100%





Statistic	Value
Min Value	2
Max Value	2
Mean	2.00
Variance	0.00
Standard Deviation	0.00
Total Responses	155

28. Which best describes you?

#	Answer	Response	%
1	Heterosexual	142	93%
2	Gay/Lesbian	7	5%
3	Bisexual	3	2%
4	Transgendered	0	0%
	Total	152	100%



Statistic	Value
Min Value	1
Max Value	3
Mean	1.09
Variance	0.12
Standard Deviation	0.34
Total Responses	152

29. Which best describes you?

#	Answer		Response	%
1	Married		94	62%
2	In a relationship		33	22%
3	Single		16	11%
4	Divorced		9	6%
	Total		152	100%

Statistic	Value
Min Value	1
Max Value	4
Mean	1.61
Variance	0.81
Standard Deviation	0.90
Total Responses	152

30. What is your gender

#	Answer		Response	%
1	Male		42	27%
2	Female		112	73%
	Total		154	100%

Statistic	Value
Min Value	1
Max Value	2
Mean	1.73
Variance	0.20
Standard Deviation	0.45
Total Responses	154

31. What is your race or ethnicity?

#	Answer	Response	%
1	White (Non-Hispanic)	140	91%
2	Black (Non-Hispanic)	7	5%
3	Hispanic	2	1%
4	American Indian/Alaskan Native	1	1%
5	Asian or Pacific Islander	0	0%
6	Other	4	3%
	Total	154	100%

Other
Human
American
White/American Indian

Statistic	Value
Min Value	1
Max Value	6
Mean	1.22
Variance	0.76
Standard Deviation	0.87
Total Responses	154