






Tutoring Survey Results: Assessment Day 2013






For Likert Scale Items, Strongly Agree = 1 and Strongly Disagree = 5.
Therefore, lower means are more positive than higher means.

Last Modified: 03/13/2013

1. Current Classification

#	Answer		Response	%
1	Graduate		29	13%
2	Senior		88	40%
3	Junior		41	19%
4	Sophomore		40	18%
5	Freshman		22	10%
	Total		220	100%

2. Grade Point Average

#	Answer		Response	%
1	4.00 – 3.50		94	43%
2	3.49 – 3.00		81	37%
3	2.99 – 2.50		35	16%
4	2.49 – 2.00		7	3%
5	Below 2.00		3	1%
	Total		220	100%

3. College (check all that apply)












#	Answer		Response	%
1	CITE		7	3%
2	COE		16	7%
3	COFA		10	5%
4	COHP		45	21%
5	COLA		33	15%
6	COS		49	23%
7	COB		32	15%
8	SOJMC		14	6%
9	RBA Program		1	0%
10	SOM		2	1%
11	UC		1	0%
12	Honors		8	4%
13	Graduate College		17	8%

4. Current Major




#	Answer	Response	%
1	Accounting	3	1%
2	Economics - BBA	2	1%
3	Economics - BA	1	0%
4	International Business	1	0%
5	Finance	4	2%
6	Management	12	5%
7	Marketing	10	5%
8	Management Information Systems	1	0%
9	MBA	1	0%
10	Health Care Administration	1	0%
11	Human Resource Management	2	1%
12	Nurse Anesthesia	0	0%
13	Business Undecided	0	0%
14	Early Childhood Education	1	0%
15	Elementary Education	6	3%
16	Pre-Elementary Education	0	0%
17	Secondary Education	9	4%
18	Pre-Secondary Education	0	0%
19	Family and Consumer Science	0	0%
20	Hospitality Management	0	0%
21	Education Undecided	0	0%
22	Special Education	3	1%
23	Literacy Education	0	0%
24	Educational Leadership	0	0%
25	Counseling	1	0%
26	EdD Program	0	0%
27	EdS Program	0	0%
28	EdS in School Psychology	0	0%
29	MAT Program	0	0%
30	RBA program	1	0%
31	Bachelor of Applied Science Program	1	0%
32	Music	5	2%
33	Theatre	3	1%

34	Art		2	1%
35	Pre-Music		0	0%
36	Undecided Fine Arts		0	0%
37	Athletic Training		4	2%
38	Exercise Science		8	4%
39	Sports Administration		1	0%
40	Physical Education		0	0%
41	Nursing - ASN		0	0%
42	Nursing - BSN		17	8%
43	Nursing - MSN		2	1%
44	Communication Disorders		5	2%
45	Pre-Communication Disorders		1	0%
46	Dietetics		2	1%
47	Pre-Dietetics		0	0%
48	Pre-Clinical Laboratory Science		0	0%
49	Medical Laboratory Technology - Associate's Program		1	0%
50	Medical Technology - Bachelor's Program		1	0%
51	Cytotechnology		1	0%
52	Social Work		2	1%
53	Medical Imaging		1	0%
54	Respiratory Care		0	0%
55	Pre-Health Professions		3	1%
56	Advertising		4	2%
57	Broadcast Journalism		1	0%
58	Print Journalism		1	0%
59	Public Relations		4	2%
60	Radio/TV Production		1	0%
61	Sports Journalism		0	0%
62	Online Journalism		0	0%
63	Journalism Undecided		3	1%
64	Anthropology		1	0%
65	Communication Studies		0	0%
66	Criminal Justice		8	4%
67	English		5	2%







68	Geography		1	0%
69	History		3	1%
70	Humanities		2	1%
71	International Affairs		1	0%
72	Japanese		0	0%
73	French		0	0%
74	Spanish		3	1%
75	German		0	0%
76	Latin		2	1%
77	Political Science		3	1%
78	Psychology		15	7%
79	Sociology		2	1%
80	Undecided - Liberal Arts		0	0%
81	Biology		14	6%
82	Microbiology		1	0%
83	Biomedical Sciences		1	0%
84	Cellular/Molecular Biology		4	2%
85	Ecology/Evolutionary Biology		1	0%
86	Chemistry		7	3%
87	Chemistry - ACS		2	1%
88	Forensic Chemistry		2	1%
89	Biochemistry		1	0%
90	Environmental Science		1	0%
91	Geology		1	0%
92	Integrated Science and Technology		4	2%
93	Computer and Integrated Science and Technology		4	2%
94	Mathematics		1	0%
95	Applied Mathematics		2	1%
96	Natural Resources Recreation Management		3	1%
97	Physics		1	0%
98	Physical and Applied Science		1	0%
99	Pre-Science		0	0%
100	Science Undecided		0	0%
101	Computer Science		1	0%

102	Engineering		6	3%
103	Safety Technology		0	0%
104	Technology Management		0	0%
105	Information Systems		0	0%
106	Pre-Engineering		0	0%
107	Pre-Computer Science		0	0%
108	Technology/Engineering Undecided		1	0%
109	Public Health		0	0%
110	Forensic Science		1	0%
111	Medical School		4	2%
112	Other		10	5%

5. Have you utilized Tutoring Services at Marshall University?

#	Answer		Response	%
1	Yes		77	35%
2	No		144	65%
	Total		221	100%

6. Please check all applicable tutoring services you have used at Marshall University.

#	Answer		Response	%
1	Tutoring Center, Laidley Hall		42	72%
2	Tutoring in Residence Halls		4	7%
3	HELP		3	5%
4	Buck Harless Student Athlete program		8	14%
5	Dept/Other		10	17%

Dept/Other
Chemistry
Math tutoring in Smith (5 responses)
Science Department (3 responses)
Disabled Student Services

7. Please indicate your level of agreement to each of the statements below. A space for comments will be available at the end of this survey.

#	Question	Strongly Agree	Agree	Neutral	Disagree	Strongly Disagree	Total Responses	Mean
1	I accomplished my goals in using Tutoring Services.	25	29	10	4	5	73	2.11
2	I felt more prepared for my class after my meeting(s) with a tutor.	22	28	12	4	7	73	2.26
3	I plan to use Tutoring Services again.	21	15	20	6	5	67	2.39
4	My tutor communicated clearly and effectively.	22	29	14	4	4	73	2.16
5	My tutor was knowledgeable and helpful.	25	26	13	4	4	72	2.11
6	The tutoring staff was friendly and approachable.	23	34	12	1	3	73	2.00
7	Tutoring Services are offered at convenient days and times.	25	31	11	2	4	73	2.03
8	Tutoring Services are well advertised on campus.	22	22	14	12	3	73	2.34
9	Tutoring facilities are adequate (location, space, etc.)	21	31	11	5	4	72	2.17
10	Tutors are available for the courses I need.	17	26	14	10	4	71	2.41
11	Tutors are available during convenient hours.	18	33	15	2	4	72	2.18
12	I would recommend tutoring to friends	29	26	13	1	4	73	1.97

	who need help.											
--	----------------	--	--	--	--	--	--	--	--	--	--	--

Statistic	I accomplished my goals in using Tutoring Services.	I felt more prepared for my class after my meeting(s) with a tutor.	I plan to use Tutoring Services again.	My tutor communicated clearly and effectively.	My tutor was knowledgeable and helpful.	The tutoring staff was friendly and approachable.	Tutoring Services are offered at convenient days and times.	Tutoring Services are well advertised on campus.	Tutoring facilities are adequate (location, space, etc.)	Tutors are available for the courses I need.	Tutors are available during convenient hours.	I would recommend tutoring to friends who need help.
Min Value	1	1	1	1	1	1	1	1	1	1	1	1
Max Value	5	5	5	5	5	5	5	5	5	5	5	5
Mean	2.11	2.26	2.39	2.16	2.11	2.00	2.03	2.34	2.17	2.41	2.18	1.97
Variance	1.32	1.50	1.51	1.19	1.26	0.92	1.11	1.42	1.21	1.36	1.05	1.14
Standard Deviation	1.15	1.23	1.23	1.09	1.12	0.96	1.05	1.19	1.10	1.17	1.03	1.07
Total Responses	73	73	67	73	72	73	73	73	72	71	72	73

8. I sought tutoring assistance because (check all that apply):

#	Answer	Response	%
1	I needed help with a specific problem	48	65%
2	I did not understand the course material	46	62%
3	I could not understand the instructor	19	26%
4	I have test anxiety	18	24%
5	I needed study pointers	20	27%
6	I was failing the class	18	24%
7	I needed test-taking help	10	14%
8	I dislike the instructor's teaching style	15	20%
9	I needed note-taking help	5	7%
10	Other	2	3%

Other

Just wanted extra help

Mandatory for athlete

9. How can Tutoring Services better serve you?

Text Response

All student comments were sent to Tutoring Services in University College immediately after Assessment Day.

10. Please provide any other comments here.

Text Response

All student comments were sent to Tutoring Services in University College immediately after Assessment Day.

11. Please indicate your level of agreement with each of the statements below. A space for comments will be available at the end of this survey. If you feel a statement is not applicable to you, please leave it blank.

#	Question	Strongly Agree	Agree	Neutral	Disagree	Strongly Disagree	Total Responses	Mean
1	I was aware that Tutoring Services are available to all students.	72	53	7	7	1	140	1.66
2	I have considered using Tutoring Services.	28	52	23	30	4	137	2.49
3	I plan to use Tutoring Services in the future.	16	22	47	38	9	132	3.02
4	Tutoring Services are well-advertised on campus.	25	49	24	32	9	139	2.65
5	I have never needed to use Tutoring Services.	31	47	26	26	10	140	2.55
6	I would use Tutoring Services if it was more convenient.	17	25	45	30	5	122	2.84
7	I receive tutoring assistance from my instructor(s).	13	40	30	33	9	125	2.88
8	Using a tutor has a negative image, makes me appear "dumb."	3	15	26	44	45	133	3.85
9	I thought I would be okay without extra help.	15	71	28	11	1	126	2.30
10	The subject(s) I needed weren't offered.	9	18	42	25	11	105	3.10

Statistic	I was aware that Tutoring Services are available to all students.	I have considered using Tutoring Services.	I plan to use Tutoring Services in the future.	Tutoring Services are well-advertised on campus.	I have never needed to use Tutoring Services.	I would use Tutoring Services if it was more convenient.	I receive tutoring assistance from my instructor(s).	Using a tutor has a negative image, makes me appear "dumb."	I thought I would be okay without extra help.	The subject(s) I needed weren't offered.
Min Value	1	1	1	1	1	1	1	1	1	1
Max Value	5	5	5	5	5	5	5	5	5	5
Mean	1.66	2.49	3.02	2.65	2.55	2.84	2.88	3.85	2.30	3.10
Variance	0.72	1.28	1.22	1.45	1.50	1.16	1.28	1.17	0.68	1.17
Standard Deviation	0.85	1.13	1.11	1.20	1.23	1.08	1.13	1.08	0.82	1.08
Total Responses	140	137	132	139	140	122	125	133	126	105

12. Please list subjects/courses for which you would like to have tutoring available.

Text Response

Economics

Finance

More ANT courses, as there are very few offered in tutoring

All sophomore level Engineering courses

organic chemistry

Chemistry 212,218 and up

Anything engineering related or higher math

Physics, Physics, Physics!!

Journalism/Mass communications/design software usage

All music theory courses.

More graduate courses.

Statistics, Accounting and Finance

anatomy, physiology, all of the psychology courses (not just 201),

Spanish

Foreign language

CD courses

Engineering courses, maybe once the new building is completed

Business Statistics

I believe that all the subjects that I know of offer tutors already.

Any engineering courses, but ESPECIALLY mechanics based engineering courses (ENGR213,214,216,218), which are based in physics and calculus (and which many would benefit from tutoring in these subjects).

Organic chemistry Biochemistry

Biology Chemistry and Calculus

Intermediate Accounting

Higher math classes (MTH 300, 345)

All levels of all languages

English, Theatre.

Math

My classes are for a certain program that I feel comfortable to just ask the instructors.

Masters level music courses such as research and theory.

Music classes.

At the time, I could not get someone that could tutor me in accounting.

Chemistry , Math and English

Statistics

General Chemistry I and II also the lab courses. Organic Chemistry I and II also the lab course.
Biochemistry I and II also the lab course. Cellular Biology Molecular Biology Good Novels

ACC 311; ACC 312; FIN 343

Math

13. Please provide any other comments here.

Text Response

All student comments were sent to Tutoring Services in University College immediately after Assessment Day.