

Graduation Survey Results: College of Information Technology and Engineering Academic Year 2014-2015

For Likert Scale Items, 1 = Strongly Agree and 5 = Strongly Disagree. So, lower means are more positive than higher means.

Last Modified: 06/16/2015










1. Family Status

#	Answer		Response	%
1	Married, no children		3	15%
2	Married, with children		1	5%
3	Single, no children		16	80%
4	Single, with children		0	0%
	Total		20	100%

2. Residence at time of admission

#	Answer		Response	%
1	In-State		15	75%
2	Metro		3	15%
3	Out-of-State		2	10%
	Total		20	100%

3. Number of semesters enrolled to complete your degree (Note: One semester is equal to fall, spring, or summer, resulting in the potential for three semesters in one year)

#	Answer		Response	%
1	Fewer than 8 semesters		3	15%
2	8 semesters		4	20%
3	9 semesters		4	20%
4	10 semesters		1	5%
5	11 semesters		4	20%
6	12 semesters		1	5%
7	13 semesters		1	5%
8	14 semesters		1	5%
9	15 semesters		0	0%
10	16 semesters		0	0%
11	17 semesters		0	0%
12	18 semesters		1	5%
13	19 semesters		0	0%
14	20 semesters		0	0%
15	More than 20 semesters		0	0%
	Total		20	100%

4. While pursuing your degree, did you

#	Answer		Response	%
1	Originally enroll and stay at Marshall		15	75%
2	Transfer from a 2-year institution or community college		2	10%
3	Transfer from another 4-year institution		3	15%
	Total		20	100%

5. During the last year of your studies, how many hours a week did you work while attending classes?

#	Answer		Response	%
1	None		4	20%
2	1 - 10		4	20%
3	11 - 20		4	20%
4	21 - 30		1	5%
5	More than 30		7	35%
	Total		20	100%

6. Which of the following best describes your educational objective while attending Marshall University?

#	Answer		Response	%
1	Begin my first career		18	90%
2	Advance in current career		1	5%
3	Change career		1	5%
4	Non-career objective		0	0%
	Total		20	100%

7. Upon graduation, what was the dollar amount of your educational loan indebtedness?

#	Answer		Response	%
1	No indebtedness		12	60%
2	Up to \$4,999		2	10%
3	\$5,000 - \$9,999		1	5%
4	\$10,000 - \$14,999		2	10%
5	\$15,000 - \$19,999		1	5%
6	Over \$20,000		2	10%
	Total		20	100%






8. Did you take part in an internship, practicum or other structured work experience related to your major and anticipated career?








#	Answer		Response	%
1	Yes		18	90%
2	No		2	10%
	Total		20	100%

9. If you answered "yes" to the previous question, did that experience increase your ability to secure employment or employment offers?

#	Answer		Response	%
1	Yes		11	61%
2	No		1	6%
3	Insufficient information to answer this question		6	33%
	Total		18	100%

10. When I graduate from Marshall University I plan to (check all that apply)

#	Answer		Response	%
1	Attend graduate school		10	50%
2	Complete additional undergraduate coursework		1	5%
3	Continue to work at the same job I have at present		2	10%
4	Enter the military		0	0%
5	Work for a private sector company or corporation in a position related to my field of study.		15	75%
7	Work for a local, state, or federal agency in a position related to my field of study.		9	45%
11	Work for a volunteer or service organization, e.g. Peace Corps, AmeriCorps, City Year, etc.		0	0%

9	Work for a non-profit organization, e.g. hospital, university, public school, etc. in a position related to my field of study.		1	5%
12	Begin my own business		2	10%
13	Start or raise a family		6	30%
14	Take time off (to travel, etc.)		1	5%
15	Undecided or no plans		1	5%
16	Other		0	0%
6	Work for a private sector company or corporation in a position NOT related to my field of study.		2	10%
8	Work for a local, state, or federal agency in a position NOT related to my field of study.		3	15%

10	Work for a non-profit organization, e.g. hospital, university, public school, etc. in a position NOT related to my field of study.		0	0%
----	--	--	---	----

Other

11. If you plan to continue your education and have applied to institutions of higher education, please check all that apply: I have applied to institutions of higher education

#	Answer	Response	%
1	Within 50 miles of my college town	1	11%
2	Within 50 miles of my home town	0	0%
3	Over 50 miles, but within 500 miles of my college town	2	22%
4	Over 50 miles, but within 500 miles of my home town	1	11%
5	In WV	4	44%
6	In at least one of WV's neighboring states (OH, KY, VA, MD, PA)	3	33%
7	Within the US, but outside the above boundaries	3	33%
8	Internationally	0	0%
9	Other (please specify)	0	0%

Other (please specify)

12. Have you been accepted by a higher-level educational program?

#	Answer		Response	%
1	Yes		3	30%
2	No		7	70%

13. If you have been accepted by a higher level institution, what institution do you plan to attend?

Text Response
Liberty University
Princeton University
North Carolina State University

Statistic	Value
Total Responses	3

14. While pursuing my degree at Marshall University

#	Question	Strongly Agree	Agree	Neither Agree nor Disagree	Disagree	Strongly Disagree	Total Responses	Mean
1	I developed the ability to write effectively.	5	13	1	1	0	20	1.90
2	I used numerical information to explore real world problems.	8	10	2	0	0	20	1.70
3	I learned to find scholarly information, to evaluate it critically and to use it effectively.	6	11	3	0	0	20	1.85
4	I gained expertise in the use of technology important in my major field.	11	8	1	0	0	20	1.50
5	I acquired sufficient skills and knowledge to prepare for career-related positions.	6	12	1	0	1	20	1.90

6	I developed the ability to express myself effectively through speaking.	4	13	2	0	1	20	2.05
7	I developed multicultural and global perspectives.	2	11	4	2	1	20	2.45
8	Writing intensive courses helped me to improve my writing skills.	1	9	3	5	2	20	2.90
9	My classes challenged me to analyze and evaluate issues and to solve real-world problems in a manner that is ethical and supportive of our civic well being.	6	12	2	0	0	20	1.80
10	I broadened my appreciation for the arts.	0	9	6	3	2	20	2.90

11	My capstone course challenged me to do my best work.	7	7	5	0	1	20	2.05
12	I learned to examine issues from multiple perspectives.	11	8	1	0	0	20	1.50
13	I learned to use what I know to solve novel problems.	9	9	2	0	0	20	1.65
14	I learned to analyze my own values and to examine other viewpoints and credible evidence.	8	8	2	2	0	20	1.90

15. Now that I have completed my degree,

#	Question	Strongly Agree	Agree	Neither Agree nor Disagree	Disagree	Strongly Disagree	Total Responses	Mean
1	I feel adequately prepared for a career and/or graduate or professional study in my major field.	8	8	3	0	1	20	1.90
2	I believe that Marshall University's program in my major field is of high quality.	7	9	2	1	1	20	2.00
3	I would recommend to others that they study the same program at Marshall.	9	9	1	0	1	20	1.75
4	I would recommend Marshall to prospective students.	8	10	1	0	1	20	1.80

16. Please rate your level of satisfaction with the quality of the following at Marshall:

#	Question	Very Satisfied	Satisfied	Neutral	Dissatisfied	Very Dissatisfied	Total Responses	Mean
1	Teaching	5	11	2	2	0	20	2.05
2	Advising	5	10	2	0	3	20	2.30
3	Academic Support Services	2	13	3	1	1	20	2.30
4	Classroom/Lab Facilities	6	11	3	0	0	20	1.85

17. When I graduate, I plan to

#	Answer	Response	%
1	Be employed	17	85%
2	Further my education	5	25%
3	Other	1	5%

Other

18. If you plan to be employed after graduation, will your job be in the career path you have chosen?

#	Answer	Response	%
1	Yes	13	76%
2	No	0	0%
3	Don't know yet	4	24%
	Total	17	100%

19. If you plan to be employed after graduation, will your job be in your major field?

#	Answer		Response	%
1	Yes		13	76%
2	No		1	6%
3	Don't know yet		3	18%
	Total		17	100%





20. If you plan to be employed after graduation, will your job be

#	Answer		Response	%
1	In WV?		7	41%
2	In KY, OH, PA, VA, or MD?		6	35%
3	In a state other than one mentioned above?		4	24%
4	In a country other than the US?		0	0%
	Total		17	100%

21. If you plan to be employed after graduation, will your job be (choose all that apply):

#	Answer		Response	%
1	within 50 miles of your college town?		5	29%
2	within 50 miles of your home town?		4	24%
3	over 50 miles, but within 500 miles of your college town?		7	41%
4	over 50 miles, but within 500 miles of your home town?		5	29%
5	over 500 miles from your college town		2	12%
6	over 500 miles from your home town		2	12%

22. If you have accepted employment, what will be your starting salary?

#	Answer		Response	%
1	\$10,000 or less		0	0%
2	\$10,001 - \$15,000		0	0%
3	\$15,001 - \$20,000		0	0%
4	\$20,001 - \$25,000		0	0%
5	\$25,001 - \$30,000		0	0%
6	\$30,001 - \$35,000		0	0%
7	\$35,001 - \$40,000		1	6%
8	\$40,001 - \$45,000		1	6%
9	\$45,001 - \$50,000		0	0%
10	More than \$50,000		8	47%
11	I have not yet accepted employment		7	41%
	Total		17	100%

23. For the position indicated above, who is your employer?






Text Response
Jennmar McSweeney
Intergraph Corporation
CBS Interactive
Not offered yet
ECA
SWVA, Inc.
Newport News Shipbuilding
TCS
CBS Interactive

Statistic	Value
Total Responses	9

24. Did you use Career Services to help you with your career path?

#	Answer	Response	%
1	Yes	4	20%
2	No	16	80%
	Total	20	100%

25. If you answered "yes" to the previous question, please indicate all services used.

#	Answer		Response	%
1	Marshall JobTrax		2	50%
2	Resume assistance		3	75%
3	Career Advising		2	50%
4	Mock Interviewing		2	50%
5	On-campus recruitment event		0	0%
6	Career Fair		1	25%
7	Other		0	0%

Other

26. Please indicate your level of satisfaction with these elements of your experience in the College of Information Technology and Engineering:

#	Question	Very Satisfied	Satisfied	Neutral	Dissatisfied	Very Dissatisfied	Total Responses	Mean
1	Availability of academic advising and quality of advising	8	8	0	3	1	20	2.05
2	Availability of courses	2	9	7	1	1	20	2.50
3	Responsiveness to student needs	4	14	1	0	1	20	2.00
4	Quality/Effectiveness of classroom teaching	5	11	2	1	1	20	2.10

27. Please add comments as to how we can improve students' experiences in the College of Information Technology and Engineering.

Text Response

Comments were shared with the College.

Statistic

Value

Total Responses

8

28. Gender

Value

Total

Male

19

Female

1

29. Race

Value	Total
White	15
Asian/Pacific Islander	1
No Information	4

30. Age

Value	Total
22	8
23	4
29	1
24	2
21	2
51	1
28	1
33	1

31. Degree

Value	Total
BS	11
BSE	9

32. Major

Value	Total
TS10	6
TC10	5
TE20	9

33. GPA

Value	Total
2.75	1
2.98	1
3.08	1
3.18	1
3.14	1
2.87	2
3.49	2
2.76	1
3.13	1
2.74	1
2.41	1
2.68	1
3.73	1
4	2
3.47	1
3.53	1
3.76	1