

**Graduation Survey Results: College of Health Professions
Academic Year 2014-2015 (Summer and Fall 2014; Spring
2015)**

For Likert Scale Items, 1 = Strongly Agree and 5 = Strongly Disagree. So, lower means are more positive than higher means.

Last Modified: 09/10/2014













1. Family Status

#	Answer	Response	%
1	Married, no children	9	8%
2	Married, with children	15	14%
3	Single, no children	80	72%
4	Single, with children	7	6%
	Total	111	100%




2. Residence at time of admission

#	Answer	Response	%
1	In-State	78	70%
2	Metro	14	13%
3	Out-of-State	19	17%
	Total	111	100%

**3. Number of semesters enrolled to complete your degree
(Note: One semester is equal to fall, spring, or summer,
resulting in the potential for three semesters in one year)**

#	Answer		Response	%
1	Fewer than 8 semesters		23	21%
2	8 semesters		36	32%
3	9 semesters		9	8%
4	10 semesters		19	17%
5	11 semesters		4	4%
6	12 semesters		11	10%
7	13 semesters		2	2%
8	14 semesters		0	0%
9	15 semesters		0	0%
10	16 semesters		2	2%
11	17 semesters		2	2%
12	18 semesters		1	1%
13	19 semesters		0	0%
14	20 semesters		1	1%
15	More than 20 semesters		1	1%
	Total		111	100%

4. While pursuing your degree, did you

#	Answer		Response	%
1	Originally enroll and stay at Marshall		90	81%
2	Transfer from a 2-year institution or community college		11	10%
3	Transfer from another 4-year institution		10	9%
	Total		111	100%

5. During the last year of your studies, how many hours a week did you work while attending classes?

#	Answer	Response	%
1	None	23	21%
2	1 - 10	18	16%
3	11 - 20	26	23%
4	21 - 30	27	24%
5	More than 30	17	15%
	Total	111	100%

6. Which of the following best describes your educational objective while attending Marshall University?

#	Answer	Response	%
1	Begin my first career	91	83%
2	Advance in current career	12	11%
3	Change career	7	6%
4	Non-career objective	0	0%
	Total	110	100%

7. Upon graduation, what was the dollar amount of your educational loan indebtedness?

#	Answer	Response	%
1	No indebtedness	25	23%
2	Up to \$4,999	6	5%
3	\$5,000 - \$9,999	5	5%
4	\$10,000 - \$14,999	10	9%
5	\$15,000 - \$19,999	9	8%
6	Over \$20,000	56	50%
	Total	111	100%












8. Did you take part in an internship, practicum or other structured work experience related to your major and anticipated career?

#	Answer	Response	%
1	Yes	75	68%
2	No	35	32%
	Total	110	100%

9. If you answered "yes" to the previous question, did that experience increase your ability to secure employment or employment offers?

#	Answer	Response	%
1	Yes	53	72%
2	No	4	5%
3	Insufficient information to answer this question	17	23%
	Total	74	100%

10. When I graduate from Marshall University I plan to (check all that apply)

#	Answer		Response	%
1	Attend graduate school		67	61%
2	Complete additional undergraduate coursework		9	8%
3	Continue to work at the same job I have at present		19	17%
4	Enter the military		4	4%
5	Work for a private sector company or corporation in a position related to my field of study.		19	17%
7	Work for a local, state, or federal agency in a position related to my field of study.		21	19%
11	Work for a volunteer or service organization, e.g. Peace Corps, AmeriCorps, City Year, etc.		7	6%
9	Work for a non-profit organization, e.g. hospital, university, public school, etc. in a position related to my field of study.		39	35%
12	Begin my own business		2	2%
13	Start or raise a family		24	22%
14	Take time off (to travel, etc.)		10	9%

15	Undecided or no plans		3	3%
16	Other		3	3%
6	Work for a private sector company or corporation in a position NOT related to my field of study.		1	1%
8	Work for a local, state, or federal agency in a position NOT related to my field of study.		0	0%
10	Work for a non-profit organization, e.g. hospital, university, public school, etc. in a position NOT related to my field of study.		3	3%

Other	
Go to PT School if declined again I'll go to PTA school	
Do mission work	

11. If you plan to continue your education and have applied to institutions of higher education, please check all that apply: I have applied to institutions of higher education

#	Answer	Response	%
1	Within 50 miles of my college town	17	32%
2	Within 50 miles of my home town	11	21%
3	Over 50 miles, but within 500 miles of my college town	15	28%
4	Over 50 miles, but within 500 miles of my home town	9	17%
5	In WV	29	55%
6	In at least one of WV's neighboring states (OH, KY, VA, MD, PA)	19	36%
7	Within the US, but outside the above boundaries	12	23%
8	Internationally	1	2%
9	Other (please specify)	4	8%

Other (please specify)
Marshall
not applied yet
Only Marshall
none

12. Have you been accepted by a higher-level educational program?

#	Answer	Response	%
1	Yes	14	24%
2	No	44	76%

13. If you have been accepted by a higher level institution, what institution do you plan to attend?

Text Response
WVU
Marshall University Graduate
Long Island University: Post
University of Dayton
Marshall University
Marshall
Undecided
Marymount University
Marshall University "We are Marshall"
Marshall University
Chatham University
WVU
MU
Marshall University

14. While pursuing my degree at Marshall University

#	Question	Strongly Agree	Agree	Neither Agree nor Disagree	Disagree	Strongly Disagree	Total Responses	Mean
1	I developed the ability to write effectively.	39	55	12	2	0	108	1.79
2	I used numerical information to explore real world problems.	26	69	12	1	0	108	1.89
3	I learned to find scholarly information, to evaluate it critically and to use it effectively.	46	52	7	2	0	107	1.67
4	I gained expertise in the use of technology important in my major field.	42	58	7	1	0	108	1.69
5	I acquired sufficient skills and knowledge to prepare for career-related positions.	46	56	5	1	0	108	1.64
6	I developed the ability to express myself effectively through speaking.	49	43	12	3	0	107	1.71
7	I developed multicultural and global perspectives.	37	43	21	5	1	107	1.97

8	Writing intensive courses helped me to improve my writing skills.	32	52	16	4	3	107	2.01
9	My classes challenged me to analyze and evaluate issues and to solve real-world problems in a manner that is ethical and supportive of our civic well-being.	40	58	5	2	2	107	1.77
10	I broadened my appreciation for the arts.	31	43	17	13	4	108	2.22
11	My capstone course challenged me to do my best work.	41	49	11	3	3	107	1.86
12	I learned to examine issues from multiple perspectives.	44	55	6	1	1	107	1.69
13	I learned to use what I know to solve novel problems.	34	63	9	0	1	107	1.79
14	I learned to assess my own values and examine other viewpoints and credible evidence.	47	52	7	1	0	107	1.64

15. Now that I have completed my degree,

#	Question	Strongly Agree	Agree	Neither Agree nor Disagree	Disagree	Strongly Disagree	Total Responses	Mean
1	I feel adequately prepared for a career and/or graduate or professional study in my major field.	33	59	9	4	2	107	1.91
2	I believe that Marshall University's program in my major field is of high quality.	29	59	11	2	5	106	2.01
3	I would recommend to others that they study the same program at Marshall.	37	51	9	4	5	106	1.95
4	I would recommend Marshall to prospective students.	45	50	8	1	2	106	1.73

16. Please rate your level of satisfaction with the quality of the following at Marshall:

#	Question	Very Satisfied	Satisfied	Neutral	Dissatisfied	Very Dissatisfied	Total Responses	Mean
1	Teaching	27	63	8	6	4	108	2.05
2	Advising	35	36	20	14	3	108	2.20
3	Academic Support Services	28	51	23	6	0	108	2.06
4	Classroom/Lab Facilities	19	58	19	8	4	108	2.26

17. When I graduate, I plan to

#	Answer	Response	%
1	Be employed	79	72%
2	Further my education	64	59%

18. If you plan to be employed after graduation, will your job be in the career path you have chosen?

#	Answer	Response	%
1	Yes	68	87%
2	No	4	5%
3	Don't know yet	6	8%
	Total	78	100%

19. If you plan to be employed after graduation, will your job be in your major field?

#	Answer	Response	%
1	Yes	67	86%
2	No	4	5%
3	Don't know yet	7	9%
	Total	78	100%

20. If you plan to be employed after graduation, will your job be

#	Answer	Response	%
1	In WV?	51	65%
2	In KY, OH, PA, VA, or MD?	7	9%
3	In a state other than one mentioned above?	19	24%
4	In a country other than the US?	1	1%
	Total	78	100%

21. If you plan to be employed after graduation, will your job be (choose all that apply):

#	Answer	Response	%
1	within 50 miles of your college town?	39	50%
2	within 50 miles of your home town?	24	31%
3	over 50 miles, but within 500 miles of your college town?	13	17%
4	over 50 miles, but within 500 miles of your home town?	10	13%
5	over 500 miles from your college town	11	14%
6	over 500 miles from your home town	7	9%

22. If you have accepted employment, what will be your starting salary?

#	Answer	Response	%
1	\$10,000 or less	0	0%
2	\$10,001 - \$15,000	1	1%
3	\$15,001 - \$20,000	1	1%
4	\$20,001 - \$25,000	0	0%
5	\$25,001 - \$30,000	3	4%
6	\$30,001 - \$35,000	5	7%
7	\$35,001 - \$40,000	9	12%
8	\$40,001 - \$45,000	7	9%
9	\$45,001 - \$50,000	5	7%
10	More than \$50,000	5	7%
11	I have not yet accepted employment	38	51%
	Total	74	100%

23. For the position indicated above, who is your employer?

Text Response
St. Mary's Medical Center
Eldercare Nursing facility
Huntington Housing Authority
St Mary's
Holzer
Department of Health & Human Resources
Thomas Memorial Hospital
St. Mary's Medical Center
CAMC
CAMC Memorial
CAMC
N/A
St. Mary's Medical Center
TRMC
CAMC
The crooked floor tavern
Tuftsly research services
CAMC
CAMC
West Virginia Children's Home Society
CAMC
CAMC
St Mary's Medical Center
Marshall Recreation Center
Marietta memorial hospital
St Mary's
Huntington VAMC
OU Medical Center

24. Did you use Career Services to help you with your career path?

#	Answer	Response	%
1	Yes	18	17%
2	No	90	83%
	Total	108	100%

25. If you answered "yes" to the previous question, please indicate all services used.

#	Answer	Response	%
1	Marshall JobTrax	9	50%
2	Resume assistance	14	78%
3	Career Advising	7	39%
4	Mock Interviewing	4	22%
5	On-campus recruitment event	1	6%
6	Career Fair	6	33%
7	Other	1	6%

Other

Personal Statement Assistance

26. Please indicate your level of satisfaction with these elements of your experience in the College of Health Professions:

#	Question	Very Satisfied	Satisfied	Neutral	Dissatisfied	Very Dissatisfied	Total Responses	Mean
1	Overall quality of program	34	66	8	3	2	113	1.88
2	Overall quality of instruction in program	34	62	12	1	2	111	1.87
3	Quality of academic advising	34	45	16	15	2	112	2.16
4	Availability of faculty for assistance	41	47	16	6	2	112	1.94
5	Quality of the clinical experience	39	58	11	3	1	112	1.83
6	Ability of faculty to meet my needs as a learner	41	55	10	2	4	112	1.87
7	Development of critical thinking and problem solving ability	46	55	8	3	0	112	1.71
8	Development of writing skills	33	63	13	2	1	112	1.88
9	Development of verbal communication skills	52	51	9	1	0	113	1.64
10	Development of cognitive, psychomotor, and affective skills necessary to my profession	50	54	7	2	0	113	1.65
11	Preparation for my level of professional practice	40	54	15	4	0	113	1.85

1 2	Contributed to my growth as a professional who is able to provide services to the community and to the profession	44	61	3	4	1	113	1.73
--------	---	----	----	---	---	---	-----	------

27. Please indicate your level of satisfaction with these elements of your experience in the Clinical Laboratory Science Program:

#	Question	Very Satisfied	Satisfied	Neutral	Dissatisfied	Very Dissatisfied	Total Responses	Mean
1	Effectiveness of MU's CLS Program in preparing me for the Registry or Certification Exam.	0	4	0	0	0	4	2.00
2	Effectiveness of MU's CLS Program in preparing me for my present or anticipated position.	2	2	0	0	0	4	1.50
3	Adequacy of the student laboratory facility.	1	1	1	1	0	4	2.50
4	Availability of laboratory instructional supplies.	1	2	0	1	0	4	2.25
5	Quality of the clinical rotation experiences.	2	2	0	0	0	4	1.50
6	Appropriateness of exams and other evaluation methods.	1	3	0	0	0	4	1.75
7	Quality of instruction in CLS courses	1	3	0	0	0	4	1.75
8	Adequacy of the library facilities	1	2	1	0	0	4	2.00

28. Please indicate your satisfaction with the extent to which your education in the Social Work Department had prepared you to

#	Question	Very Satisfied	Satisfied	Neutral	Dissatisfied	Very Dissatisfied	Total Responses	Mean
1	Apply critical thinking skills within the context of professional social work practice.	7	8	0	1	0	16	1.69
2	Practice within the values and ethics of the social work profession and with an understanding of and respect for the positive value of diversity.	7	8	0	1	0	16	1.69
3	Demonstrate professional use of self.	10	4	0	2	0	16	1.63
4	Understand the forms and mechanisms of oppression and discrimination; and apply the strategies and skills of change that advance social and economic justice.	9	5	1	0	1	16	1.69
5	Understand the history of the social work profession and its current structures and issues.	6	7	1	1	1	16	2.00

6	Apply the knowledge and skills of generalist social work to practice with systems of all sizes.	8	5	2	0	1	16	1.81
7	Apply knowledge of bio-psycho-social variables that affect the individual development and behavior, and use theoretical frameworks to understand the interactions among individuals and between individuals and social systems (i.e., families, groups, organizations and communities)	5	8	2	1	0	16	1.94
8	Analyze the impact of social policies on client systems, workers, and agencies.	6	6	3	0	1	16	2.00

9	Evaluate research studies and apply findings to practice, and under supervision, evaluate own practice interventions and those of other relevant systems.	6	7	1	0	1	15	1.87
10	Use communication skills differentially with a variety of client populations, colleagues, and members of the community.	11	3	1	1	0	16	1.50
11	Use supervision appropriate to generalist practice.	9	5	0	2	0	16	1.69
12	Understand the unique social problems and characteristics of Appalachia and apply practice skills and knowledge in working with populations and institutions in Appalachia.	5	7	2	1	1	16	2.13

1 3	Function within the structure of organizations and service delivery systems and, under supervision, seek necessary organizational change.	7	4	3	1	1	16	2.06
1 4	Apply learning skills in the continuing pursuit of knowledge and professional development.	7	5	2	1	1	16	2.00

29. Please indicate your level of satisfaction with these elements of your experience in the Bachelor of Science in Nursing (BSN) program:

#	Question	Very Satisfied	Satisfied	Neutral	Dissatisfied	Very Dissatisfied	Total Responses	Mean
1	Overall Satisfaction of MU's BSN Nursing Program.	6	25	2	3	1	37	2.14
2	Satisfaction of MU's BSN Nursing Program in preparing me for my present or anticipated position.	7	23	5	1	1	37	2.08
3	Quality of instruction in BSN courses.	6	21	7	2	1	37	2.22
4	Quality of the clinical rotation experiences.	8	20	7	0	1	36	2.06
5	Adequacy of the student laboratory facility.	4	18	11	3	1	37	2.43
6	Availability of laboratory instructional supplies.	4	22	7	3	1	37	2.32
7	Appropriateness of exams and other evaluation methods.	5	21	8	3	0	37	2.24
8	Adequacy of the library facilities.	13	17	6	1	0	37	1.86

30. Please indicate your level of satisfaction with the extent to which the Bachelor of Science in Nursing (BSN) Program had prepared you to:

#	Question	Very Satisfied	Satisfied	Neutral	Dissatisfied	Very Dissatisfied	Total Responses	Mean
1	Use the nursing process to provide nursing care to individuals, families, groups, and communities in multiple settings, considering cultural diversity.	24	33	38	1	1	97	2.20
2	Synthesize theoretical and empirical knowledge from nursing, natural and social sciences, and the humanities to promote, maintain, and restore health throughout the life span.	20	35	40	2	0	97	2.25
3	Promote health care through communication and collaboration with clients and other health care providers.	26	32	34	3	0	95	2.15

4	Coordinate comprehensive nursing care through the application of management and leadership skills, including prioritizing and delegation of care.	26	31	35	3	0	95	2.16
5	Use clinical and critical reasoning to address simple and complex situations.	22	37	34	1	0	94	2.15
6	Integrate evidence-based practice into nursing care. Perform as a responsible and accountable member of the profession who practices nursing legally and ethically.	21	33	39	1	1	95	2.24
7	Perform as a responsible and accountable member of the profession who practices nursing legally and ethically.	26	31	37	1	0	95	2.14
8	Examine professional activities that help define the scope of nursing practice, set health policies and improve the health of the public.	19	37	37	2	0	95	2.23

31. Would you recommend the undergraduate BSN program to a close friend?

#	Answer	Response	%
1	Yes	30	81%
2	No	7	19%
	Total	37	100%

32. Do you belong to any of the following organizations? (Please mark all that apply)

#	Answer	Response	%
1	Sigma Theta Tau	9	50%
2	National League of Nursing	0	0%
3	American Nurses Association	1	6%
4	Other (Please specify)	8	44%
	Total	18	100%

Other (Please specify)

American Association of Critical Care Nurses
 SNA (Student Nurse Association)
 no
 student nurses association
 SNA
 Student nursing association
 Student nurses Association

33. Please list any suggestions so that the SON can improve its nursing program for future students.

Text Response

Responses were shared with the College.

34. Gender

Value	Total
Female	118
Male	34

35. Race

Value	Total
American Indian/Alaskan Native	1
White	110
African-American	5
Hispanic	4
Asian/Pacific Islander	1
No Information	31

36. Age

Value	Total
21	37
27	4
25	5
23	19
22	54
24	5
44	1
30	1
50	1
36	2
28	3
20	4
49	1
38	2
35	1
46	1
41	2
34	1
39	2
47	1
26	1
31	1
42	1
33	1
40	1

37. Degree

Value	Total
BS	68
BSW	25
BA	5
AAS	2
BSN	40
ASN	12

38. Major

Value	Total
HH10	14
HS10	26
HA10	11
HD10	5
HE10	9
HP10	5
HM10	2
HN20	40
HP20	2
HN10	12
HC30	13
HB10	1
HM30	7
HM40	1
HC20	2
HR10	2

39. GPA

Value	Total
3.31	2
3.03	2
2.42	1
3.86	2
3.78	1
3.43	3
3.3	3
2.95	2
2.67	1
3.29	2
3.26	4
2.9	1
2.51	2
3.48	3
2.71	2
3.59	1
3.21	2
3.51	2
3.15	2
2.87	1
3.93	3
3.82	1
3	2
2.65	2
3.67	4
3.22	1
3.5	1
2.33	1
2.74	1
2.63	2
3.35	1
3.54	1
3.87	1
2.72	2
2.89	1
3.57	3
2.8	2
3.58	3
2.69	1
3.89	1
3.9	2
3.8	2
3.76	2
3.83	4
3.06	1
3.49	1
3.6	1
3.91	1
2.94	1
3.32	2

3.7	1
3.18	1
3.97	1
3.04	1
3.17	3
2.19	1
2.91	2
2.92	1
2.98	2
3.09	3
3.11	1
3.56	2
3.71	1
3.23	1
3.12	1
3.66	2
3.05	1
3.36	2
2.31	1
3.63	1
3.64	3
3.42	1
3.47	1
2.52	1
3.13	1
3.72	1
3.1	2
3.19	1
3.88	1
2.88	1
2.96	1
3.62	1
2.84	1
3.27	1
3.28	1
3.55	1
3.25	1
2.86	1
3.81	1
3.85	1
2.66	1
3.41	1
3.92	1
3.02	1
3.44	1
3.16	1
3.94	1
2.23	1
3.34	1
2.99	1