

**Graduation Survey Results: College of Liberal Arts
Academic Year 2014-2015 (Summer and Fall 2014; Spring
2015)**

For Likert Scale Items, 1 = Strongly Agree and 5 = Strongly Disagree. So, lower means are more positive than higher means.

Last Modified: 07/02/2015

1. Family Status

#	Answer	Response	%
1	Married, no children	6	8%
2	Married, with children	2	3%
3	Single, no children	64	84%
4	Single, with children	4	5%
	Total	76	100%

2. Residence at time of admission

#	Answer	Response	%
1	In-State	59	78%
2	Metro	8	11%
3	Out-of-State	9	12%
	Total	76	100%

3. Number of semesters enrolled to complete your degree (Note: One semester is equal to fall, spring, or summer, resulting in the potential for three semesters in one year)

#	Answer	Response	%
1	Fewer than 8 semesters	12	16%
2	8 semesters	19	25%
3	9 semesters	12	16%
4	10 semesters	10	13%
5	11 semesters	5	7%
6	12 semesters	8	11%
7	13 semesters	1	1%
8	14 semesters	2	3%
9	15 semesters	1	1%
10	16 semesters	2	3%
11	17 semesters	0	0%
12	18 semesters	1	1%
13	19 semesters	0	0%
14	20 semesters	1	1%
15	More than 20 semesters	1	1%
	Total	75	100%

4. While pursuing your degree, did you

#	Answer	Response	%
1	Originally enroll and stay at Marshall	54	72%
2	Transfer from a 2-year institution or community college	7	9%
3	Transfer from another 4-year institution	14	19%
	Total	75	100%

5. During the last year of your studies, how many hours a week did you work while attending classes?

#	Answer	Response	%
1	None	21	28%
2	1 - 10	9	12%
3	11 - 20	22	29%
4	21 - 30	16	21%
5	More than 30	7	9%
	Total	75	100%

6. Which of the following best describes your educational objective while attending Marshall University?

#	Answer	Response	%
1	Begin my first career	60	79%
2	Advance in current career	4	5%
3	Change career	10	13%
4	Non-career objective	2	3%
	Total	76	100%

7. Upon graduation, what was the dollar amount of your educational loan indebtedness?

#	Answer	Response	%
1	No indebtedness	23	30%
2	Up to \$4,999	4	5%
3	\$5,000 - \$9,999	3	4%
4	\$10,000 - \$14,999	11	14%
5	\$15,000 - \$19,999	3	4%
6	Over \$20,000	32	42%
	Total	76	100%












8. Did you take part in an internship, practicum or other structured work experience related to your major and anticipated career?






#	Answer	Response	%
1	Yes	25	33%
2	No	51	67%
	Total	76	100%

9. If you answered "yes" to the previous question, did that experience increase your ability to secure employment or employment offers?

#	Answer	Response	%
1	Yes	14	56%
2	No	2	8%
3	Insufficient information to answer this question	9	36%
	Total	25	100%

10. When I graduate from Marshall University I plan to (check all that apply)

#	Answer		Response	%
1	Attend graduate school		53	70%
2	Complete additional undergraduate coursework		5	7%
3	Continue to work at the same job I have at present		7	9%
4	Enter the military		1	1%
5	Work for a private sector company or corporation in a position related to my field of study.		16	21%
7	Work for a local, state, or federal agency in a position related to my field of study.		23	30%
11	Work for a volunteer or service organization, e.g. Peace Corps, AmeriCorps, City Year, etc.		5	7%
9	Work for a non-profit organization, e.g. hospital, university, public school, etc. in a position related to my field of study.		15	20%
12	Begin my own business		1	1%
13	Start or raise a family		11	14%
14	Take time off (to travel, etc.)		19	25%

15	Undecided or no plans		12	16%
16	Other		2	3%
6	Work for a private sector company or corporation in a position NOT related to my field of study.		6	8%
8	Work for a local, state, or federal agency in a position NOT related to my field of study.		5	7%
10	Work for a non-profit organization, e.g. hospital, university, public school, etc. in a position NOT related to my field of study.		6	8%

Other	
attend another school	
Peace Corps	

11. If you plan to continue your education and have applied to institutions of higher education, please check all that apply: I have applied to institutions of higher education

#	Answer	Response	%
1	Within 50 miles of my college town	21	47%
2	Within 50 miles of my home town	5	11%
3	Over 50 miles, but within 500 miles of my college town	6	13%
4	Over 50 miles, but within 500 miles of my home town	7	16%
5	In WV	17	38%
6	In at least one of WV's neighboring states (OH, KY, VA, MD, PA)	15	33%
7	Within the US, but outside the above boundaries	12	27%
8	Internationally	3	7%
9	Other (please specify)	2	4%

Other (please specify)	
online	
online	

12. Have you been accepted by a higher-level educational program?

#	Answer	Response	%
1	Yes	10	21%
2	No	38	79%

13. If you have been accepted by a higher level institution, what institution do you plan to attend?

Text Response
Marshall Graduate College
liberal arts
Marshall University Graduate College
Case Western Reserve University School of Law, Michigan State College of Law, University of Miami College of Law, Cincinnati College of Law, Loyola-Chicago College of Law, and admitted to others as well. Undecided on where to attend at this point.
North Carolina State University
The Southern Baptist Theological Seminary
West Virginia University
Marshall University
School Psychology

Statistic	Value
Total Responses	9

14. While pursuing my degree at Marshall University

#	Question	Strongly Agree	Agree	Neither Agree nor Disagree	Disagree	Strongly Disagree	Total Responses	Mean
1	I developed the ability to write effectively.	32	28	8	4	3	75	1.91
2	I used numerical information to explore real world problems.	11	38	12	9	5	75	2.45
3	I learned to find scholarly information, to evaluate it critically and to use it effectively.	40	27	4	2	2	75	1.65
4	I gained expertise in the use of technology important in my my field of study.	24	29	15	5	2	75	2.09
5	I acquired sufficient skills and knowledge to prepare for career-related positions.	23	40	7	2	3	75	1.96
6	I developed the ability to express myself effectively through speaking.	30	29	7	6	3	75	1.97
7	I developed multicultural and global perspectives.	35	29	5	3	3	75	1.80

8	Writing intensive courses helped me to improve my writing skills.	25	33	7	7	3	75	2.07
9	My classes challenged me to analyze and evaluate issues and to solve real-world problems in a manner that is ethical and supportive of our civic well-being.	32	32	4	5	2	75	1.84
10	I broadened my appreciation for the arts.	28	27	11	4	5	75	2.08
11	My capstone course challenged me to do my best work.	36	29	6	2	2	75	1.73
12	I learned to examine issues from multiple perspectives.	35	32	3	3	2	75	1.73
13	I learned to use what I know to solve novel problems.	31	34	5	2	3	75	1.83
14	I learned to assess my own values and to examine other viewpoints and credible evidence.	38	28	4	2	3	75	1.72

15. Now that I have completed my degree,

#	Question	Strongly Agree	Agree	Neither Agree nor Disagree	Disagree	Strongly Disagree	Total Responses	Mean
1	I feel adequately prepared for a career and/or graduate or professional study in my major field.	21	32	10	8	3	74	2.19
2	I believe that Marshall University's program in my major field is of high quality.	25	29	13	3	5	75	2.12
3	I would recommend to others that they study the same program at Marshall.	29	30	9	2	5	75	1.99
4	I would recommend Marshall to prospective students.	34	26	6	3	6	75	1.95

16. Please rate your level of satisfaction with the quality of the following at Marshall:

#	Question	Very Satisfied	Satisfied	Neutral	Dissatisfied	Very Dissatisfied	Total Responses	Mean
1	Teaching	31	37	3	2	2	75	1.76
2	Advising	20	25	15	12	3	75	2.37
3	Academic Support Services	16	25	24	5	4	74	2.41
4	Classroom/Lab Facilities	12	37	17	6	2	74	2.31

17. When I graduate, I plan to

#	Answer	Response	%
1	Be employed	51	68%
2	Further my education	59	79%
3	Other	4	5%

Other
both
Peace Corps
travel

18. If you plan to be employed after graduation, will your job be in the career path you have chosen?

#	Answer	Response	%
1	Yes	23	45%
2	No	11	22%
3	Don't know yet	17	33%
	Total	51	100%







19. If you plan to be employed after graduation, will your job be in your major field?

#	Answer	Response	%
1	Yes	25	49%
2	No	12	24%
3	Don't know yet	14	27%
	Total	51	100%

20. If you plan to be employed after graduation, will your job be

#	Answer	Response	%
1	In WV?	28	55%
2	In KY, OH, PA, VA, or MD?	7	14%
3	In a state other than one mentioned above?	12	24%
4	In a country other than the US?	4	8%
	Total	51	100%

21. If you plan to be employed after graduation, will your job be (choose all that apply):

#	Answer		Response	%
1	within 50 miles of your college town?		21	42%
2	within 50 miles of your home town?		17	34%
3	over 50 miles, but within 500 miles of your college town?		10	20%
4	over 50 miles, but within 500 miles of your home town?		10	20%
5	over 500 miles from your college town		14	28%
6	over 500 miles from your home town		12	24%

22. If you have accepted employment, what will be your starting salary?

#	Answer	Response	%
1	\$10,000 or less	4	8%
2	\$10,001 - \$15,000	4	8%
3	\$15,001 - \$20,000	3	6%
4	\$20,001 - \$25,000	1	2%
5	\$25,001 - \$30,000	3	6%
6	\$30,001 - \$35,000	2	4%
7	\$35,001 - \$40,000	2	4%
8	\$40,001 - \$45,000	0	0%
9	\$45,001 - \$50,000	1	2%
10	More than \$50,000	0	0%
11	I have not yet accepted employment	29	59%
	Total	49	100%

23. For the position indicated above, who is your employer?







Text Response
Panera Bread
Therapeutic alliance llc
Prestera
Ulta
WV State Legislature
Nicholas County Schools (starting in February)
Manpower
Disney (Professional Internship)
NA
Possibly the WVGOP I am still in talks with them
I am applying to teach English abroad in China.
Westbrook Health Services
Facing hunger Foodbank
childcare
Willie's Bar
ResCare
Americorps

Statistic	Value
Total Responses	17

24. Did you use Career Services to help you with your career path?

#	Answer	Response	%
1	Yes	11	15%
2	No	64	85%
	Total	75	100%

25. If you answered "yes" to the previous question, please indicate all services used.

#	Answer		Response	%
1	Marshall JobTrax		8	73%
2	Resume assistance		8	73%
3	Career Advising		6	55%
4	Mock Interviewing		1	9%
5	On-campus recruitment event		4	36%
6	Career Fair		3	27%
7	Other		0	0%

Other

26. Please indicate your level of satisfaction with these elements of your experience in the College of Liberal Arts:

#	Question	Very Satisfied	Satisfied	Neutral	Dissatisfied	Very Dissatisfied	Total Responses	Mean
1	Mandatory Advising Policy	20	31	13	10	1	75	2.21
2	Senior Evaluation	35	30	7	3	1	76	1.75
3	General (Core) Education Requirements	8	30	18	19	1	76	2.67
4	Availability/Accessibility of COLA staff and faculty	28	31	12	3	2	76	1.95
5	Policies clearly explained in the catalog	17	30	16	9	3	75	2.35
6	Student kept adequately informed of academic progress	18	31	10	15	2	76	2.37
7	Courses offered in sufficient numbers/frequency to meet student needs	17	30	9	14	6	76	2.50
8	Sufficient summer school offerings	14	19	26	12	5	76	2.67
9	Transfer credits from other colleges (within the university and also from other colleges to this college)	20	20	27	5	3	75	2.35
10	Quality of department/faculty advising	22	37	7	6	3	75	2.08
11	Availability of faculty for appointments	29	37	8	2	0	76	1.78
12	Development of critical thinking skills encouraged by college/department	35	30	5	5	1	76	1.78
13	Quality of program/courses in my major	34	32	6	2	2	76	1.76
14	Development of writing skills enhanced	32	32	8	2	2	76	1.82

27. Gender

Value	Total
Female	64
Male	17

28. Race

Value	Total
African-American	6
White	50
Hispanic	2
No Information	23

29. Age

Value	Total
22	20
21	20
24	5
26	2
44	1
56	2
48	1
23	17
27	2
28	3
20	3
33	1
39	1
25	1
29	1
46	1

30. Degree

Value	Total
BA	81

31. Major

Value	Total
LP10	7
LP20	35
LC30	10
LE20	9
LH10	4
LA10	3
LE30	2
LE40	2
LM60	3
LI10	2
LS10	3
LG20	1

32. GPA

Value	Total
2.8	2
3.56	1
3.36	2
3.04	4
2.25	1
3.67	1
2.83	1
2.52	1
2.18	1
2.6	1
3.25	1
3.66	1
3.43	2
2.93	1
2.86	1
3.02	1
3.78	3
3.86	1
3.2	2
2.82	1
3.05	3
2.66	2
3.59	1
3.84	1
3.63	1
3.46	2
3.13	2
3.45	1
2.75	2
2.23	1
3.93	1
3.27	1
3.87	1
3.08	1
3.15	1
3.44	3
3.97	1
2.84	2
3.37	1
3.85	1
2.97	1
3.34	1
3.31	1
3.73	1
3.42	1
3.26	2
3.61	1
3.11	1
2.95	2
3.77	1

3.32	2
3.19	1
2.55	1
2.91	1
3.28	1
3.41	1
3.96	1
3.91	1
2.74	1
3.22	1

33. Major2

Value	Total
LH10	1
SJ10	2
LM60	1
LP10	1
LE20	1
LP20	1
LC30	1
No Second Major	73