

**Graduation Survey Results: College of Science**  
**Academic Year 2014-2015 (Summer and Fall 2014; Spring 2015)**  
**For Likert Scale Items, 1 = Strongly Agree and 5 = Strongly Disagree. So, lower means are more positive than higher means.**

Last Modified: 09/10/2014












### 1. Family Status

#	Answer		Response	%
1	Married, no children		7	7%
2	Married, with children		7	7%
3	Single, no children		76	81%
4	Single, with children		4	4%
	Total		94	100%

### 2. Residence at time of admission

#	Answer		Response	%
1	In-State		69	75%
2	Metro		7	8%
3	Out-of-State		16	17%
	Total		92	100%

**3. Number of semesters enrolled to complete your degree (Note: One semester is equal to fall, spring, or summer, resulting in the potential for three semesters in one year)**

#	Answer		Response	%
1	Fewer than 8 semesters		15	16%
2	8 semesters		23	25%
3	9 semesters		16	17%
4	10 semesters		12	13%
5	11 semesters		6	6%
6	12 semesters		9	10%
7	13 semesters		4	4%
8	14 semesters		3	3%
9	15 semesters		0	0%
10	16 semesters		1	1%
11	17 semesters		0	0%
12	18 semesters		3	3%
13	19 semesters		0	0%
14	20 semesters		1	1%
15	More than 20 semesters		0	0%
	Total		93	100%

#### 4. While pursuing your degree, did you

#	Answer		Response	%
1	Originally enroll and stay at Marshall		69	73%
2	Transfer from a 2-year institution or community college		11	12%
3	Transfer from another 4-year institution		14	15%
	Total		94	100%

#### 5. During the last year of your studies, how many hours a week did you work while attending classes?

#	Answer		Response	%
1	None		19	20%
2	1 - 10		11	12%
3	11 - 20		25	27%
4	21 - 30		25	27%
5	More than 30		14	15%
	Total		94	100%

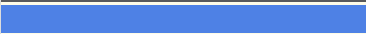

## 6. Which of the following best describes your educational objective while attending Marshall University?

#	Answer		Response	%
1	Begin my first career		76	81%
2	Advance in current career		8	9%
3	Change career		8	9%
4	Non-career objective		2	2%
	Total		94	100%




## 7. Upon graduation, what was the dollar amount of your educational loan indebtedness?

#	Answer		Response	%
1	No indebtedness		36	38%
2	Up to \$4,999		4	4%
3	\$5,000 - \$9,999		4	4%
4	\$10,000 - \$14,999		7	7%
5	\$15,000 - \$19,999		12	13%
6	Over \$20,000		31	33%
	Total		94	100%








**8. Did you take part in an internship, practicum or other structured work experience related to your major and anticipated career?**









#	Answer		Response	%
1	Yes		72	77%
2	No		22	23%
	Total		94	100%

**9. If you answered "yes" to the previous question, did that experience increase your ability to secure employment or employment offers?**

#	Answer		Response	%
1	Yes		38	53%
2	No		10	14%
3	Insufficient information to answer this question		24	33%
	Total		72	100%

**10. When I graduate from Marshall University I plan to (check all that apply)**

#	Answer		Response	%
1	Attend graduate school		54	58%
2	Complete additional undergraduate coursework		4	4%
3	Continue to work at the same job I have at present		15	16%
4	Enter the military		5	5%
5	Work for a private sector company or corporation in a position related to my field of study.		25	27%
7	Work for a local, state, or federal agency in a position related to my field of study.		34	37%
11	Work for a volunteer or service organization, e.g. Peace Corps, AmeriCorps, City Year, etc.		3	3%

9	Work for a non-profit organization, e.g. hospital, university, public school, etc. in a position related to my field of study.		11	12%
12	Begin my own business		5	5%
13	Start or raise a family		20	22%
14	Take time off (to travel, etc.)		12	13%
15	Undecided or no plans		7	8%
16	Other		7	8%
6	Work for a private sector company or corporation in a position NOT related to my field of study.		5	5%
8	Work for a local, state, or federal agency in a position NOT related to my field of study.		3	3%



10	Work for a non-profit organization, e.g. hospital, university, public school, etc. in a position NOT related to my field of study.		3	3%
----	--	--	---	----

Other

Pharmacy School

Med School

Attend Law School

Country Music Star

Go to medical school

Move to the Midwest

Post baccalaureate premedical program

**11. If you plan to continue your education and have applied to institutions of higher education, please check all that apply: I have applied to institutions of higher education**

#	Answer	Response	%
1	Within 50 miles of my college town	17	37%
2	Within 50 miles of my home town	8	17%
3	Over 50 miles, but within 500 miles of my college town	14	30%
4	Over 50 miles, but within 500 miles of my home town	10	22%
5	In WV	23	50%
6	In at least one of WV's neighboring states (OH, KY, VA, MD, PA)	13	28%
7	Within the US, but outside the above boundaries	11	24%
8	Internationally	0	0%
9	Other (please specify)	1	2%

Other (please specify)

Oregon

## 12. Have you been accepted by a higher-level educational program?

#	Answer	Response	%
1	Yes	22	45%
2	No	27	55%

## 13. If you have been accepted by a higher level institution, what institution do you plan to attend?

### Text Response

Marshall University  
 Marshall University  
 Ohio University  
 MUSOM  
 University of Delaware  
 Western Kentucky University  
 Marshall  
 Marshall University  
 UC Berkeley (PhD in microbiology)  
 Undecided between Marshall JCESOM and WVU School of Medicine  
 Marshall University  
 Princeton University  
 Marshall University Joan C. Edwards School of Medicine  
 Joan C Edwards School of Medicine  
 JCE School of Medicine  
 WVU school of pharmacy  
 Brandeis University  
 Marshall university  
 JMU  
 West Virginia University

**14. While pursuing my degree at Marshall University**

#	Question	Strongly Agree	Agree	Neither Agree nor Disagree	Disagree	Strongly Disagree	Total Responses	Mean
1	I developed the ability to write effectively.	35	49	7	0	0	91	1.69
2	I used numerical information to explore real world problems.	28	46	14	1	1	90	1.90
3	I learned to evaluate information critically and to use it effectively.	35	47	8	1	0	91	1.73
4	I gained expertise in the use of technology important in my field of study.	43	32	11	5	0	91	1.76
5	I acquired sufficient skills and knowledge to prepare for career-related positions.	36	39	12	4	0	91	1.82

6	I developed the ability to express myself effectively through speaking.	30	46	12	3	0	91	1.87
7	I developed multicultural and global perspectives.	24	44	17	5	1	91	2.07
8	Writing intensive courses helped me to improve my writing skills.	22	45	13	5	4	89	2.15
9	My classes challenged me to analyze and evaluate issues and to solve real-world problems in a manner that is ethical and supportive of our civic well being.	33	39	11	7	1	91	1.95
10	I broadened my appreciation for the arts.	27	33	24	4	3	91	2.15

11	My capstone course challenged me to do my best work.	42	26	17	5	1	91	1.87
12	I learned to examine issues from multiple perspectives.	36	44	7	3	1	91	1.78
13	I learned to use what I know to solve novel problems.	31	49	10	1	0	91	1.79
14	I learned to assess my own values and to examine other viewpoints and credible evidence.	38	42	8	3	0	91	1.74

## 15. Now that I have completed my degree,

#	Question	Strongly Agree	Agree	Neither Agree nor Disagree	Disagree	Strongly Disagree	Total Responses	Mean
1	I feel adequately prepared for a career and/or graduate or professional study in my major field.	33	39	10	7	2	91	1.97
2	I believe that Marshall University's program in my major field is of high quality.	38	29	13	10	1	91	1.98
3	I would recommend to others that they study the same program at Marshall.	48	21	12	10	0	91	1.82
4	I would recommend Marshall to prospective students.	48	26	12	3	2	91	1.74



**16. Please rate your level of satisfaction with the quality of the following at Marshall:**

#	Question	Very Satisfied	Satisfied	Neutral	Dissatisfied	Very Dissatisfied	Total Responses	Mean
1	Teaching	45	31	8	6	1	91	1.76
2	Advising	23	30	16	14	8	91	2.49
3	Academic Support Services	19	37	26	6	3	91	2.31
4	Classroom/Lab Facilities	27	36	15	12	1	91	2.16

**17. When I graduate, I plan to**

#	Answer	Response	%
1	Be employed	56	62%
2	Further my education	58	64%
3	Other	2	2%

Other

Country Music Star

**18. If you plan to be employed after graduation, will your job be in the career path you have chosen?**

#	Answer	Response	%
1	Yes	37	67%
2	No	3	5%
3	Don't know yet	15	27%
	Total	55	100%







**19. If you plan to be employed after graduation, will your job be in your major field?**

#	Answer		Response	%
1	Yes		37	67%
2	No		6	11%
3	Don't know yet		12	22%
	Total		55	100%

**20. If you plan to be employed after graduation, will your job be**

#	Answer		Response	%
1	In WV?		26	46%
2	In KY, OH, PA, VA, or MD?		15	27%
3	In a state other than one mentioned above?		15	27%
4	In a country other than the US?		0	0%
	Total		56	100%

**21. If you plan to be employed after graduation, will your job be (choose all that apply):**

#	Answer		Response	%
1	within 50 miles of your college town?		23	42%
2	within 50 miles of your home town?		19	35%
3	over 50 miles, but within 500 miles of your college town?		12	22%
4	over 50 miles, but within 500 miles of your home town?		16	29%
5	over 500 miles from your college town		15	27%
6	over 500 miles from your home town		12	22%

## 22. If you have accepted employment, what will be your starting salary?

#	Answer	Response	%
1	\$10,000 or less	1	2%
2	\$10,001 - \$15,000	0	0%
3	\$15,001 - \$20,000	0	0%
4	\$20,001 - \$25,000	0	0%
5	\$25,001 - \$30,000	3	5%
6	\$30,001 - \$35,000	3	5%
7	\$35,001 - \$40,000	4	7%
8	\$40,001 - \$45,000	2	4%
9	\$45,001 - \$50,000	1	2%
10	More than \$50,000	4	7%
11	I have not yet accepted employment	37	67%
	Total	55	100%

### 23. For the position indicated above, who is your employer?

Text Response
Dr. Gregory D Borowski
SCPD
DOW
none yet
Marshall University
University of Pittsburgh
Mountwest Community & Technical College
Marshall University Forensic Science Center
The Army
N/A
I have not yet accepted employment.
Sales
n/a
CVS
Commercial Property Management
Denver Public Schools
Councilor

### 24. Did you use Career Services to help you with your career path?

#	Answer	Response	%
1	Yes	13	14%
2	No	77	86%
	Total	90	100%

**25. If you answered "yes" to the previous question, please indicate all services used.**

#	Answer	Response	%
1	Marshall JobTrax	7	50%
2	Resume assistance	9	64%
3	Career Advising	8	57%
4	Mock Interviewing	4	29%
5	On-campus recruitment event	3	21%
6	Career Fair	8	57%
7	Other	0	0%

**26. Please indicate your level of satisfaction with these elements of your experience in the College of Science:**

#	Question	Very Satisfied	Satisfied	Neutral	Dissatisfied	Very Dissatisfied	Total Responses	Mean
1	Availability and quality of academic advising	26	33	17	10	8	94	2.37
2	Availability of courses	20	49	12	10	3	94	2.22
3	Responsiveness to students with special needs	26	23	38	4	1	92	2.25
4	Professionalism/Scholarship of faculty	41	40	7	5	1	94	1.78
5	Development of critical thinking skills	33	43	12	2	3	93	1.91

**27. Please indicate your level of satisfaction with these elements of your experience in the Geology Program.**

#	Question	Very Satisfied	Satisfied	Neutral	Dissatisfied	Very Dissatisfied	Total Responses	Mean
1	Quality of faculty (teaching effectiveness)	1	1	1	0	0	3	2.00
2	Quality of facilities	0	2	0	1	0	3	2.67
3	Fairness and effectiveness of methods of evaluation for students' performance in coursework	0	2	1	0	0	3	2.33
4	Availability and effectiveness of faculty for advising	0	2	0	1	0	3	2.67
5	Flexibility/relevance of curriculum for specific career tasks	1	1	1	0	0	3	2.00
6	Availability of necessary courses in order to complete degree requirements	0	1	1	1	0	3	3.00
7	Development of critical thinking skills	0	2	1	0	0	3	2.33
8	Development of writing skills in the discipline	0	2	1	0	0	3	2.33
9	The college/department is equally supportive of women and men	2	1	0	0	0	3	1.33



10	The college/department is equally supportive of all racial/ethnic groups	2	1	0	0	0	3	1.33
----	--	---	---	---	---	---	---	------

**28. Please indicate your level of satisfaction with these elements of your experience in the Physics or Physical Science Program.**

#	Question	Very Satisfied	Satisfied	Neutral	Dissatisfied	Very Dissatisfied	Total Responses	Mean
1	The required courses in my major were valuable and relevant and have provided the basic knowledge necessary to advance to the next state in my career.	1	2	0	0	0	3	1.67
2	The professors in Physics and Physical Science were knowledgeable and competent.	0	2	1	0	0	3	2.33
3	The professors in Physics and Physical Science in both lab and lecture courses were accessible and helpful.	0	2	1	0	0	3	2.33
4	The physics labs were valuable in improving my understanding of concepts; in developing experimental skills; including the lab use of computers and improving my writing skills.	0	0	2	1	0	3	3.33

5	The attitude of professors in the Physics and Physical Science Department towards minorities/women/white males was fair and free of prejudice.	2	0	1	0	0	3	1.67
6	The courses in the major have helped me develop my thinking and analytical abilities.	2	1	0	0	0	3	1.33
7	Required courses for my major still gave me the opportunity to take other classes that seemed interesting and beneficial.	2	0	0	1	0	3	2.00
8	I would recommend MU to a friend who wished to major in Physics.	0	1	0	2	0	3	3.33
9	The labs were well-equipped so that there were few problems with too little or broken equipment.	0	0	1	2	0	3	3.67
10	The courses in the Physics Department have helped me to develop my thinking and analytical abilities.	2	1	0	0	0	3	1.33

**29. Please indicate your level of satisfaction with these elements of your experience in the Biological Sciences Program.**

#	Question	Very Satisfied	Satisfied	Neutral	Dissatisfied	Very Dissatisfied	Total Responses	Mean
1	The required courses in BSC were valuable and relevant preparation for advancing to the next stage of my career.	5	8	7	2	0	22	2.27
2	There was a sufficient number and variety of elective courses in the Biological Science curriculum.	3	8	7	4	0	22	2.55
3	BSC courses encourage thinking and analytic skills.	4	11	6	1	0	22	2.18
4	BSC courses promote improved communication skills.	3	9	9	1	0	22	2.36
5	BSC program provides adequate experience with and use of computers.	4	5	9	4	0	22	2.59

6	Courses in BSC effectively integrate modern research activities with more traditional material.	6	9	5	2	0	22	2.14
7	Lab activities for BSC were relevant and important to the development of difficult concepts.	3	10	6	3	0	22	2.41
8	Lab activities for BSC courses provided active student involvement and participation for the development for the basic technical skills.	5	14	3	0	0	22	1.91

9	Members of the BSC faculty appeared to be competent and knowledgeable in their fields.	10	11	1	0	0	22	1.59
10	Members of the BSC faculty appeared to be fair and unbiased towards students regardless of race, gender, age and/or disability.	8	12	0	2	0	22	1.82
11	Members of the BSC faculty were generally accessible and friendly.	6	10	5	0	1	22	2.09
12	I would recommend Marshall University to a friend who wished to major in Biological Science.	6	8	6	2	0	22	2.18





**30. Please indicate your level of satisfaction with these elements of your experience in the Chemistry Program.**

#	Question	Very Satisfied	Satisfied	Neutral	Dissatisfied	Very Dissatisfied	Total Responses	Mean
1	There were sufficient number and variety of elective courses in the Chemistry curriculum.	0	4	3	1	1	9	2.89
2	Chemistry courses encourage thinking and analytic skills.	5	4	0	0	0	9	1.44
3	Chemistry courses promote improved communication skills.	3	4	2	0	0	9	1.89
4	Chemistry program provides adequate experience with and use of computers.	2	2	3	2	0	9	2.56

5	Lab activities for Chemistry courses were relevant and important to the development of difficult concepts.	3	3	3	0	0	9	2.00
6	Lab activities for Chemistry courses provided active student involvement and participation for the development for the basic technical skills.	5	2	2	0	0	9	1.67
7	Members of the Chemistry faculty appeared to be competent and knowledgeable in their fields.	7	1	1	0	0	9	1.33

8	Members of the Chemistry faculty appeared to be fair and unbiased towards students regardless of race, gender, age and/or disability.	4	2	1	1	1	9	2.22
9	Members of the Chemistry faculty were generally accessible and friendly.	6	1	1	0	1	9	1.78
10	I would recommend Marshall University to a friend who wished to major in Chemistry.	5	2	1	0	1	9	1.89

### 31. Gender

Value	Total
Male	49
Female	49

## 32. Race

Value	Total
White	62
Asian/Pacific Islander	5
Non-US Resident	1
African-American	2
American Indian/Alaskan Native	2
Hispanic	1
No Information	25

## 33. Age

Value	Total
25	3
23	21
24	9
28	1
27	3
21	21
22	25
30	1
26	2
34	1
39	1
52	1
44	1
33	1
31	1
42	1
56	1
37	1
20	3

## 34. Degree

Value	Total
BS	74
BA	24

## 35. Major

Value	Total
SN10	3
SG10	1
SB10	19
SB70	2
SI30	3
SJ10	10
SJ20	14
SI20	10
SE10	5
SM30	3
SG20	2
SC10	6
SI40	6
SI10	1
SC50	1
SC60	2
SM10	1
SBA0	4
SP10	3
SB40	2

## 36. GPA



Value	Total
3.74	2
2.4	1
2.51	1
3.17	2
3.02	2
3.56	1
3.9	3
3.08	1
3.87	4
3.07	1
3.3	1
2.82	1
3.15	1
3	1
2.79	1
3.04	1
3.28	1
3.09	2
3.94	1
3.35	1
3.66	1
2.33	1
2.74	1
2.39	1
2.8	2
2.59	1
3.45	2
3.05	1
3.53	1
2.23	1
2.65	1
3.81	1
2.87	1
2.63	1
3.37	1

3.51	2
3.34	1
3.16	2
2.78	1
3.21	2
2.91	2
2.7	2
2.95	1
3.39	1
3.73	3
3.23	1
3.44	2
3.54	1
3.46	1
3.61	1
2.81	1
3.88	1
3.82	1
3.38	1
2.76	1
3.93	1
4	2
3.36	1
3.33	1
3.89	1
3.6	1
2.94	1
2.24	1
2.77	1
3.86	1
3.27	1
2.72	1
2.42	1
2.37	2
2.75	1
3.13	1

2.66	1
3.4	1
3.57	1
3.71	1
2.88	1
3.63	1

## 37. Major2

Value	Total
LP20	1
SM30	2
SM40	1
SB90	1
SBA0	1
No Second Major	92