







2015 Assessment Day Tutoring Survey Report





For the Likert Scale Questions, Higher Means are More Positive than Lower Means

Last Modified: 03/06/2015














1. Current Classification

#	Answer		Response	%
1	Graduate		53	28%
2	Senior		53	28%
3	Junior		31	16%
4	Sophomore		29	15%
5	Freshman		25	13%
6	INTO Pathways		1	1%
	Total		192	100%

2. Grade Point Average

#	Answer		Response	%
1	4.00 – 3.50		100	52%
2	3.49 – 3.00		64	33%
3	2.99 – 2.50		20	10%
4	2.49 – 2.00		9	5%
5	Below 2.00		0	0%
	Total		193	100%

3. College (check all that apply)

#	Answer		Response	%
1	CITE		5	3%
2	COEPD		23	12%
3	CAM		11	6%
4	COHP		35	18%
5	COLA		22	11%
6	COS		42	22%
7	COB		22	11%
9	RBA Program		3	2%
10	SOM		3	2%
11	UC		1	1%
12	Honors		3	2%
13	Graduate College		29	15%
14	SOP		3	2%
15	INTO Marshall		0	0%

4. Current Major

#	Answer	Response	%
1	Accounting	4	2%
2	Economics - BBA	0	0%
3	Economics - BA	1	1%
4	International Business	0	0%
5	Finance	1	1%
6	Management	7	4%
7	Marketing	2	1%
8	Management Information Systems	0	0%
9	MBA	6	3%
10	Health Care Administration	1	1%
11	Human Resource Management	2	1%
12	Nurse Anesthesia	0	0%
13	Business Undecided	0	0%
14	Early Childhood Education	1	1%
15	Elementary Education	10	5%
16	Pre-Elementary Education	1	1%
17	Secondary Education	12	6%
18	Pre-Secondary Education	1	1%
19	Pharmacy	4	2%
20	Hospitality Management	0	0%
21	Education Undecided	1	1%
22	Special Education	4	2%
23	Literacy Education	0	0%
24	Educational Leadership	0	0%
25	Counseling	2	1%
26	EdD Program	1	1%
27	EdS Program	0	0%
28	EdS in School Psychology	1	1%
29	MAT Program	1	1%
30	RBA program	1	1%
31	Bachelor of Applied Science Program	0	0%
32	Music	2	1%
33	Theatre	1	1%
34	Art	3	2%
35	Pre-Music	0	0%
36	Undecided Fine Arts	0	0%
37	Athletic Training	3	2%
38	Exercise Science	2	1%
39	Sports Administration	1	1%
40	Physical Education	2	1%

41	Nursing - ASN		1	1%
42	Nursing - BSN		9	5%
43	Nursing - MSN		1	1%
44	Communication Disorders		2	1%
45	Pre-Communication Disorders		2	1%
46	Dietetics		3	2%
47	Pre-Dietetics		1	1%
48	Pre-Clinical Laboratory Science		0	0%
49	Medical Laboratory Technology - Associate's Program		0	0%
50	Medical Technology - Bachelor's Program		0	0%
51	Cytotechnology		0	0%
52	Social Work		3	2%
53	Medical Imaging		3	2%
54	Respiratory Care		1	1%
55	Pre-Health Professions		3	2%
56	Advertising		2	1%
57	Broadcast Journalism		1	1%
58	Print Journalism		0	0%
59	Public Relations		2	1%
60	Radio/TV Production		0	0%
61	Sports Journalism		0	0%
62	Online Journalism		1	1%
63	Journalism Undecided		0	0%
64	Anthropology		0	0%
65	Communication Studies		1	1%
66	Criminal Justice		7	4%
67	English		4	2%
68	Geography		0	0%
69	History		2	1%
70	Humanities		1	1%
71	International Affairs		2	1%
72	Japanese		1	1%
73	French		1	1%
74	Spanish		2	1%
75	German		0	0%
76	Latin		0	0%
77	Political Science		1	1%
78	Psychology		17	9%
79	Sociology		3	2%
80	Undecided - Liberal Arts		1	1%
81	Biology		11	6%
82	Microbiology		3	2%
83	Biomedical Sciences		2	1%
84	Cellular/Molecular Biology		1	1%

85	Ecology/Evolutionary Biology		3	2%
86	Chemistry		4	2%
87	Chemistry - ACS		1	1%
88	Forensic Chemistry		1	1%
89	Biochemistry		2	1%
90	Environmental Science		2	1%
91	Geology		1	1%
92	Integrated Science and Technology		1	1%
93	Computer and Integrated Science and Technology		2	1%
94	Mathematics		5	3%
95	Applied Mathematics		2	1%
96	Natural Resources Recreation Management		2	1%
97	Physics		1	1%
98	Physical and Applied Science		0	0%
99	Pre-Science		0	0%
100	Science Undecided		0	0%
101	Computer Science		2	1%
102	Engineering		2	1%
103	Safety Technology		1	1%
104	Technology Management		1	1%
105	Information Systems		0	0%
106	Pre-Engineering		0	0%
107	Pre-Computer Science		0	0%
108	Technology/Engineering Undecided		0	0%
109	Public Health		1	1%
110	Forensic Science		0	0%
111	Medical School		1	1%
112	Other		22	11%

5. Have you utilized Tutoring Services at Marshall University?

#	Answer	Response	%
1	Yes		54 29%
2	No		133 71%
	Total	187	100%

6. Please check all applicable tutoring services you have used at Marshall University.

#	Answer	Response	%
1	Tutoring Center, Laidley Hall	34	64%
2	Tutoring in Residence Halls	4	8%
3	HELP Buck Harless	2	4%
4	Student Athlete program	1	2%
5	Dept/Other	16	30%

Dept/Other
Writing
From my professor and friends
Library
ACC & MGT 218
Math Lab in Harris
Math Department
Music Tutoring
Math
Math in Smith Hall by Graduate Assistants
Math
Smith math tutoring lab
Into program
from professor
tutoring in smith hall

7. Please indicate your level of agreement to each of the statements below. A space for comments will be available at the end of this survey.

#	Question	Strongly Agree	Agree	Neutral	Disagree	Strongly Disagree	Total Responses	Mean
1	I accomplished my goals in using Tutoring Services.	22	19	5	7	1	54	4.00
2	I felt more prepared for my class after my meeting(s) with a tutor.	24	17	8	5	1	55	4.05
3	I plan to use Tutoring Services again.	17	15	16	4	1	53	3.81
4	My tutor communicated clearly and effectively.	22	20	6	6	1	55	4.02
5	My tutor was knowledgeable and helpful.	19	25	6	5	0	55	4.05
6	The tutoring staff was friendly and approachable.	25	21	9	0	0	55	4.29
7	Tutoring Services are offered at convenient days and times.	24	21	7	1	2	55	4.16
8	Tutoring Services are well advertised on campus.	18	16	9	10	2	55	3.69
9	Tutoring facilities are adequate (location, space, etc.)	25	22	5	4	1	57	4.16
10	Tutors are available for the courses I need.	20	18	8	6	3	55	3.84
11	Tutors are	22	22	8	0	3	55	4.09

	available during convenient hours.							
12	I would recommend tutoring to friends who need help.	22	26	4	3	1	56	4.16

8. I sought tutoring assistance because (check all that apply):

#	Answer	Response	%
1	I needed help with a specific problem	35	61%
2	I did not understand the course material	35	61%
3	I could not understand the instructor	20	35%
4	I have test anxiety	9	16%
5	I needed study pointers	8	14%
6	I was failing the class	5	9%
7	I needed test-taking help	9	16%
8	I dislike the instructor's teaching style	12	21%
9	I needed note-taking help	1	2%
10	Other	4	7%

Other

Employment required for the class
I was a Freshman.

9. How can Tutoring Services better serve you?

Text Response

All responses were shared with the Director of University College.

Statistic	Value
Total Responses	19

10. Please provide any other comments here.

Text Response

All responses were shared with the Director of University College.

Statistic	Value
Total Responses	9

11. Please indicate your level of agreement with each of the statements below. A space for comments will be available at the end of this survey. If you feel a statement is not applicable to you, please leave it blank.

#	Question	Strongly Agree	Agree	Neutral	Disagree	Strongly Disagree	Total Responses	Mean
1	I was aware that Tutoring Services are available to all students.	75	35	7	4	3	124	4.41
2	I have considered using Tutoring Services.	27	35	25	14	17	118	3.35
3	I plan to use Tutoring Services in the future.	15	13	30	30	23	111	2.70
4	Tutoring Services are well-advertised on campus.	26	35	30	19	8	118	3.44
5	I have never needed to use Tutoring Services.	48	28	26	13	3	118	3.89
6	I would use Tutoring Services if it was more convenient.	19	17	42	21	6	105	3.21
7	I receive tutoring assistance from my instructor(s).	9	38	32	20	8	107	3.19
8	Using a tutor has a negative image, makes me appear "dumb."	10	13	23	36	37	119	2.35
9	I thought I	23	47	24	10	5	109	3.67

	would be okay without extra help.							
10	The subject(s) I needed weren't offered.	15	15	31	15	8	84	3.17

12. Please list subjects/courses for which you would like to have tutoring available.

Text Response

All responses were shared with the Director of University College.

Statistic	Value
Total Responses	26

13. Please provide any other comments here.

Text Response

All responses were shared with the Director of University College.

Statistic	Value
Total Responses	9