



## Marshall Graduation Survey Report

*College of Health Professions*

*Academic Year 2016 – 2017*

### Q1 - Family Status

#	Answer	%	Count
1	Married, no children	10.63%	17
2	Married, with children	9.38%	15
3	Single, no children	72.50%	116
4	Single, with children	7.50%	12
	Total	100%	160

### Q2 - Residence at time of admission

#	Answer	%	Count
1	In-State	71.25%	114
2	Metro	13.75%	22
3	Out-of-State	15.00%	24
	Total	100%	160

**Q3 - Number of semesters enrolled to complete your degree (Note: One semester is equal to fall, spring, or summer, resulting in the potential for three semesters in one year)**

#	Answer	%	Count
1	Fewer than 8 semesters	29.38%	47
2	8 semesters	24.38%	39
3	9 semesters	16.88%	27
4	10 semesters	13.75%	22
5	11 semesters	3.13%	5
6	12 semesters	5.63%	9
7	13 semesters	1.88%	3
8	14 semesters	1.25%	2
9	15 semesters	1.25%	2
10	16 semesters	0.63%	1
11	17 semesters	0.63%	1
12	18 semesters	1.25%	2
13	19 semesters	0.00%	0
14	20 semesters	0.00%	0
15	More than 20 semesters	0.00%	0
	Total	100%	160

**Q4 - While pursuing your degree, did you**

#	Answer	%	Count
1	Originally enroll and stay at Marshall	73.13%	117
2	Transfer from a 2-year institution or community college	15.63%	25
3	Transfer from another 4-year institution	11.25%	18
	Total	100%	160

**Q5 - During the last year of your studies, how many hours a week did you work while attending classes?**

#	Answer	%	Count
1	None	20.00%	32
2	1 - 10	13.75%	22
3	11 - 20	22.50%	36
4	21 - 30	18.75%	30
5	More than 30	25.00%	40
	Total	100%	160

**Q6 - Which of the following best describes your educational objective while attending Marshall University?**

#	Answer	%	Count
1	Begin my first career	70.63%	113
2	Advance in current career	18.75%	30
3	Change career	8.75%	14
4	Non-career objective	1.88%	3
	Total	100%	160

**Q7 - Upon graduation, what was the dollar amount of your educational loan indebtedness?**

#	Answer	%	Count
1	No indebtedness	31.87%	51
2	Up to \$4,999	4.38%	7
3	\$5,000 - \$9,999	7.50%	12
4	\$10,000 - \$14,999	9.38%	15
5	\$15,000 - \$19,999	8.75%	14
6	Over \$20,000	38.13%	61
	Total	100%	160

**Q8 - Did you take part in an internship, practicum or other structured work experience related to your major and anticipated career?**

#	Answer	%	Count
1	Yes	67.50%	108
2	No	32.50%	52
	Total	100%	160

**Q9 - If you answered "yes" to the previous question, did that experience increase your ability to secure employment or employment offers?**

#	Answer	%	Count
1	Yes	69.44%	75
2	No	11.11%	12
3	Insufficient information to answer this question	19.44%	21
	Total	100%	108

**Q10 - When I graduate from Marshall University I plan to (check all that apply)**

#	Answer	%	Count
1	Attend graduate school	32.08%	102
2	Complete additional undergraduate coursework	5.97%	19
3	Continue to work at the same job I have at present	11.64%	37
4	Enter the military	0.63%	2
5	Work for a private sector company or corporation in a position related to my field of study.	6.29%	20
6	Work for a private sector company or corporation in a position NOT related to my field of study.	1.26%	4
7	Work for a local, state, or federal agency in a position related to my field of study.	5.97%	19
8	Work for a local, state, or federal agency in a position NOT related to my field of study.	0.63%	2
9	Work for a non-profit organization, e.g. hospital, university, public school, etc. in a position related to my field of study.	18.24%	58
10	Work for a non-profit organization, e.g. hospital, university, public school, etc. in a position NOT related to my field of study.	0.63%	2
11	Work for a volunteer or service organization, e.g. Peace Corps, AmeriCorps, City Year, etc.	1.26%	4

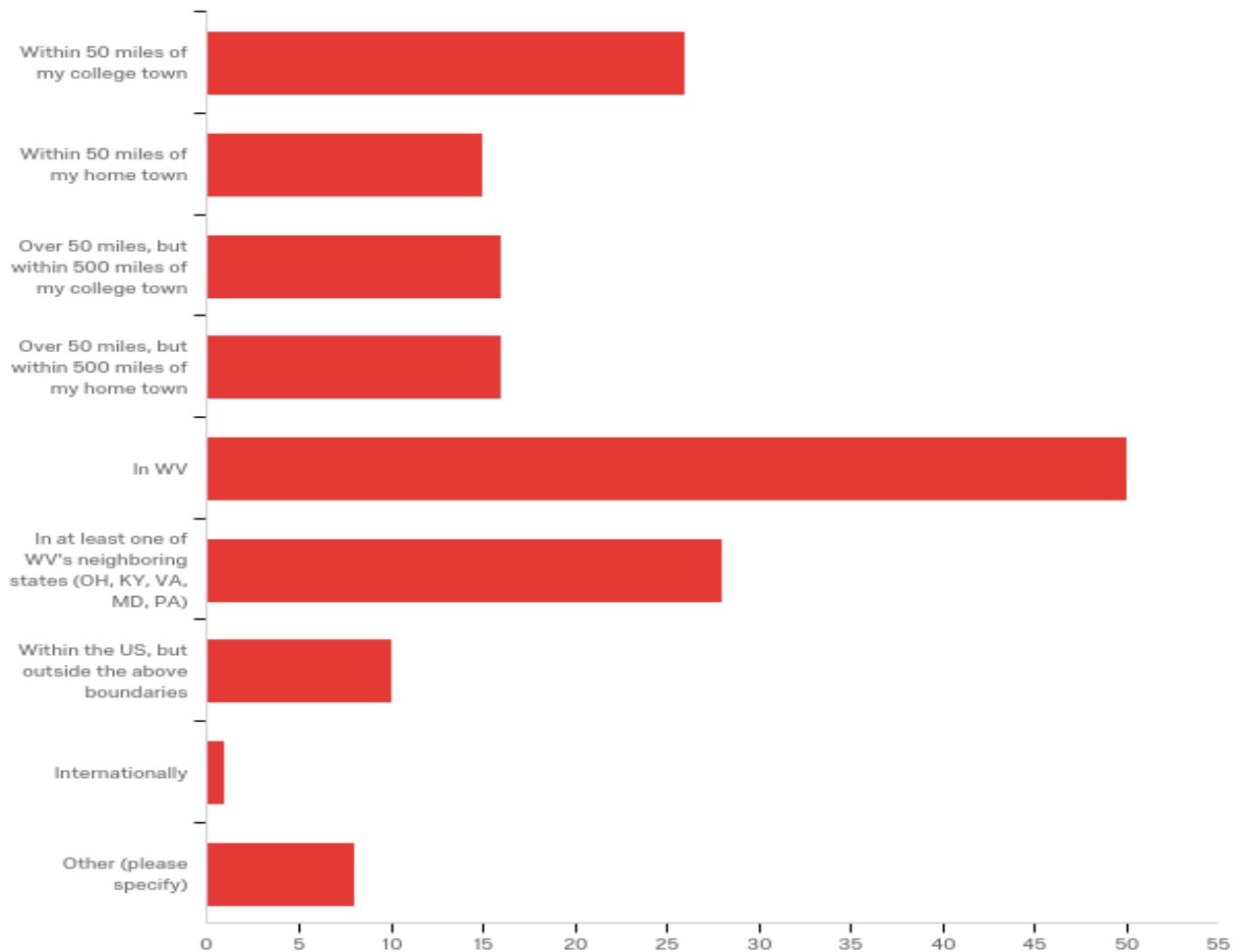
12	Begin my own business	1.89%	6
13	Start or raise a family	8.49%	27
14	Take time off (to travel, etc.)	2.20%	7
15	Undecided or no plans	1.89%	6
16	Other	0.94%	3
	Total	100%	318

Other

Complete required internship

Complete an internship at my church for biblical counseling / women ministries

**Q11 - If you plan to continue your education and have applied to institutions of higher education, please check all that apply: I have applied to institutions of higher education**



#	Answer	%	Count
1	Within 50 miles of my college town	15.29%	26
2	Within 50 miles of my home town	8.82%	15
3	Over 50 miles, but within 500 miles of my college town	9.41%	16
4	Over 50 miles, but within 500 miles of my home town	9.41%	16
5	In WV	29.41%	50
6	In at least one of WV's neighboring states (OH, KY, VA, MD, PA)	16.47%	28
7	Within the US, but outside the above boundaries	5.88%	10
8	Internationally	0.59%	1
9	Other (please specify)	4.71%	8
	Total	100%	170

Other (please specify)

I have not applied yet, still considering

Not applied

I have not decided on a school at this time

taking a semester off

Haven't applied.

Not decided yet

At Marshall

Peoria, IL

## Q12 - Have you been accepted by a higher-level educational program?

#	Answer	%	Count
1	Yes	30.53%	29
2	No	69.47%	66
	Total	100%	95

**Q13 - If you have been accepted by a higher level institution, what institution do you plan to attend?**

If you have been accepted by a higher level institution, what institution d...

Marshall University

Marshall University

Ohio University

Marshall

N/A

Marshall University School of Physical Therapy

Undecided

Marshall University

Marshall's Master's Program

Logan university

Marshall University

Marshall University

Marshall University

University of Akron

Marshall University

Marshall University

Marshall University

Ohio University

Colorado State

Marshall University

Marshall's University

Capella University

Spalding University

WVU

Marshall University

Bradley University

Marshall University

### Q14 - While pursuing my degree at Marshall University

#	Question	Strongly Agree		Agree		Neither Agree nor Disagree		Disagree		Strongly Disagree	
1	I developed the ability to write effectively.	6.61%	58	6.14%	78	6.36%	18	6.67%	5	3.70%	1
2	I used numerical information to explore real world problems.	4.56%	40	6.93%	88	7.42%	21	10.67%	8	3.70%	1
3	I learned to find scholarly information, to evaluate it critically and to use it effectively.	8.43%	74	5.75%	73	3.53%	10	2.67%	2	3.70%	1
4	I gained expertise in the use of technology important in my major field.	5.92%	52	6.14%	78	8.48%	24	4.00%	3	11.11%	3
5	I acquired sufficient skills and knowledge to prepare for career-related positions.	7.29%	64	5.91%	75	5.65%	16	2.67%	2	11.11%	3
6	I developed the ability to express myself effectively through speaking.	5.69%	50	6.69%	85	7.77%	22	2.67%	2	3.70%	1
7	I developed multicultural and global perspectives.	6.61%	58	5.98%	76	7.07%	20	6.67%	5	3.70%	1
8	Writing intensive courses helped me to improve my writing skills.	4.56%	40	6.38%	81	6.36%	18	22.67%	17	14.81%	4
9	My classes challenged me to analyze and evaluate issues and to solve real-world problems in a manner that is ethical and supportive of our civic well-being.	6.49%	57	6.69%	85	4.95%	14	1.33%	1	3.70%	1
10	I broadened my appreciation for the arts.	3.42%	30	5.12%	65	14.49%	41	24.00%	18	14.81%	4
11	My capstone course challenged me to do my best work.	6.95%	61	5.04%	64	8.13%	23	10.67%	8	11.11%	3



12	I learned to examine issues from multiple perspectives.	6.83%	60	7.01%	89	2.47%	7	1.33%	1	3.70%	1
13	I learned to use what I know to solve novel problems.	5.69%	50	6.69%	85	7.07%	20	1.33%	1	3.70%	1
14	I learned to assess my own values and examine other viewpoints and credible evidence.	6.83%	60	6.77%	86	2.47%	7	0.00%	0	3.70%	1
15	I determined how to improve my own learning and to engage in lifelong learning.	7.52%	66	6.06%	77	4.24%	12	0.00%	0	3.70%	1
16	I used knowledge from more than one area of study to explore issues or to solve problems.	6.61%	58	6.69%	85	3.53%	10	2.67%	2	0.00%	0
	Total	Total	878	Total	1270	Total	283	Total	75	Total	27

**NOTE: Strongly Agree = 1 and Strongly Disagree = 5, so lower means are more positive than higher means. This is true for all Likert Scale Items.**

Field	Minimum	Maximum	Mean	Std Deviation	Variance	Count
I developed the ability to write effectively.	1.00	5.00	1.83	0.79	0.63	160
I used numerical information to explore real world problems.	1.00	5.00	2.00	0.80	0.65	158
I learned to find scholarly information, to evaluate it critically and to use it effectively.	1.00	5.00	1.64	0.71	0.50	160
I gained expertise in the use of technology important in my major field.	1.00	5.00	1.92	0.84	0.71	160
I acquired sufficient skills and knowledge to prepare for career-related positions.	1.00	5.00	1.78	0.82	0.67	160
I developed the ability to express myself effectively through speaking.	1.00	5.00	1.87	0.73	0.54	160
I developed multicultural and global perspectives.	1.00	5.00	1.84	0.80	0.64	160
Writing intensive courses helped me to improve my writing skills.	1.00	5.00	2.15	0.99	0.99	160

My classes challenged me to analyze and evaluate issues and to solve real-world problems in a manner that is ethical and supportive of our civic well being.	1.00	5.00	1.76	0.69	0.47	158
I broadened my appreciation for the arts.	1.00	5.00	2.37	1.00	0.99	158
My capstone course challenged me to do my best work.	1.00	5.00	1.92	0.94	0.89	159
I learned to examine issues from multiple perspectives.	1.00	5.00	1.70	0.64	0.41	158
I learned to use what I know to solve novel problems.	1.00	5.00	1.84	0.71	0.50	157
I learned to assess my own values and examine other viewpoints and credible evidence.	1.00	5.00	1.68	0.62	0.39	154
I determined how to improve my own learning and to engage in lifelong learning.	1.00	5.00	1.67	0.67	0.45	156
I used knowledge from more than one area area of study to explore issues or to solve problems.	1.00	4.00	1.72	0.64	0.41	155

### Q15 - Now that I have completed my degree,

#	Question	Strongly Agree	Agree	Neither Agree nor Disagree	Disagree	Strongly Disagree
1	I feel adequately prepared for a career and/or graduate or professional study in my major field.	23.22% 62	29.34% 76	20.27% 15	19.05% 4	17.65% 3
2	I believe that Marshall University's program in my major field is of high quality.	24.72% 66	23.17% 60	31.08% 23	23.81% 5	35.29% 6
3	I would recommend to others that they study the same program at Marshall.	26.22% 70	18.92% 49	32.43% 24	52.38% 11	29.41% 5
4	I would recommend Marshall to prospective students.	25.84% 69	28.57% 74	16.22% 12	4.76% 1	17.65% 3

Total	Total	267	Total	259	Total	74	Total	21	Total	17
-------	-------	-----	-------	-----	-------	----	-------	----	-------	----

Field	Minimum	Maximum	Mean	Std Deviation	Variance	Count
I feel adequately prepared for a career and/or graduate or professional study in my major field.	1.00	5.00	1.81	0.85	0.71	160
I believe that Marshall University's program in my major field is of high quality.	1.00	5.00	1.91	1.00	1.01	160
I would recommend to others that they study the same program at Marshall.	1.00	5.00	1.94	1.07	1.15	159
I would recommend Marshall to prospective students.	1.00	5.00	1.71	0.79	0.62	159

**Q16 - Please rate your level of satisfaction with the quality of the following at Marshall:**

#	Question	Very Satisfied		Satisfied		Neutral		Dissatisfied		Very Dissatisfied	
1	Teaching	30.68%	54	28.06%	78	15.13%	18	16.00%	8	11.76%	2
2	Advising	22.16%	39	22.66%	63	18.49%	22	48.00%	24	70.59%	12
3	Academic Support Services	25.00%	44	25.18%	70	29.41%	35	22.00%	11	0.00%	0
4	Classroom/Lab Facilities	22.16%	39	24.10%	67	36.97%	44	14.00%	7	17.65%	3
	Total	Total	176	Total	278	Total	119	Total	50	Total	17

Field	Minimum	Maximum	Mean	Std Deviation	Variance	Count
Teaching	1.00	5.00	1.91	0.87	0.75	160
Advising	1.00	5.00	2.42	1.22	1.48	160
Academic Support Services	1.00	4.00	2.08	0.87	0.76	160
Classroom/Lab Facilities	1.00	5.00	2.17	0.91	0.83	160

**Q17 - When I graduate, I plan to**

#	Answer	%	Count
1	Be employed	50.25%	102
2	Further my education	49.75%	101
	Total	100%	203

**Q18 - If you plan to be employed after graduation, will your job be in the career path you have chosen?**

#	Answer	%	Count
1	Yes	83.17%	84
2	No	5.94%	6
3	Don't know yet	10.89%	11
	Total	100%	101

**Q19 - If you plan to be employed after graduation, will your job be in your major field?**

#	Answer	%	Count
1	Yes	83.00%	83
2	No	5.00%	5
3	Don't know yet	12.00%	12
	Total	100%	100

**Q20 - If you plan to be employed after graduation, will your job be**

#	Answer	%	Count
1	In WV?	65.35%	66
2	In KY, OH, PA, VA, or MD?	14.85%	15
3	In a state other than one mentioned above?	18.81%	19
4	In a country other than the US?	0.99%	1
	Total	100%	101

**Q21 - If you plan to be employed after graduation, will your job be (choose all that apply):**

#	Answer	%	Count
1	within 50 miles of your college town?	32.00%	48
2	within 50 miles of your home town?	28.00%	42
3	over 50 miles, but within 500 miles of your college town?	12.00%	18
4	over 50 miles, but within 500 miles of your home town?	15.33%	23
5	over 500 miles from your college town	7.33%	11
6	over 500 miles from your home town	5.33%	8
	Total	100%	150

**Q22 - If you have accepted employment, what will be your starting salary?**

#	Answer	%	Count
1	\$10,000 or less	3.00%	3
2	\$10,001 - \$15,000	3.00%	3
3	\$15,001 - \$20,000	2.00%	2
4	\$20,001 - \$25,000	1.00%	1
5	\$25,001 - \$30,000	4.00%	4
6	\$30,001 - \$35,000	3.00%	3
7	\$35,001 - \$40,000	6.00%	6
8	\$40,001 - \$45,000	11.00%	11
9	\$45,001 - \$50,000	15.00%	15
10	More than \$50,000	14.00%	14
11	I have not yet accepted employment	38.00%	38
	Total	100%	100

### Q23 - For the position indicated above, who is your employer?

For the position indicated above, who is your employer?

---

CAMC Memorial

---

St. Joseph Hospital, Lexington, KY

---

Bernard J Luby MD

---

St. Mary's Hospital

---

Executive Management Trainee

---

CAMC

---

Holzer

---

St. Mary's Medical Center

---

Carolinas Healthcare System

---

Cabell Huntington Hospital

---

Mid size acute care hospital in Nashville TN

---

St. Mary's Medical Center

---

First Choice Services

---

Logan Regional Medical Center

---

WVU medicine

---

Marshall University

---

Valley Health Systems

---

Ruby Memorial Hospital - WV health

---

Cabell Huntington Hospital

---

MultiCare Health Systems

---

CAMC

---

Charleston Area Medical Center

---

CAMC General

---

Cabell Huntington Hospital

---

Thomas

---

Cabell Huntington hospital

---

Local hospital

---

WVU Ruby Memorial Hospital

Peace Corps

---

St.Mary's Medical Center

---

St Mary's medical center

---

Frederick Memorial Hospital

---

Roane General Hospital, Spencer, WV

---

Charleston Area Medical Center

---

n/a

---

WorkForce WV

---

Logan regional medical center

---

Quorum Health System

---

St. Mary's Hospital

---

St. Mary's Medical Center

---

St. Mary's

---

Supplemental Health Care

---

LuLaRoe

---

Elite Medical Scribes- Saint Mary's Medical Center

---

Mingo County Schools

---

Thomas Memorial Hospital

---

Southern Ohio Medical Center

---

WV DHHR

---

St. Mary's Medical Center

---

Decline to answer

---

Access Health

---

Holzer

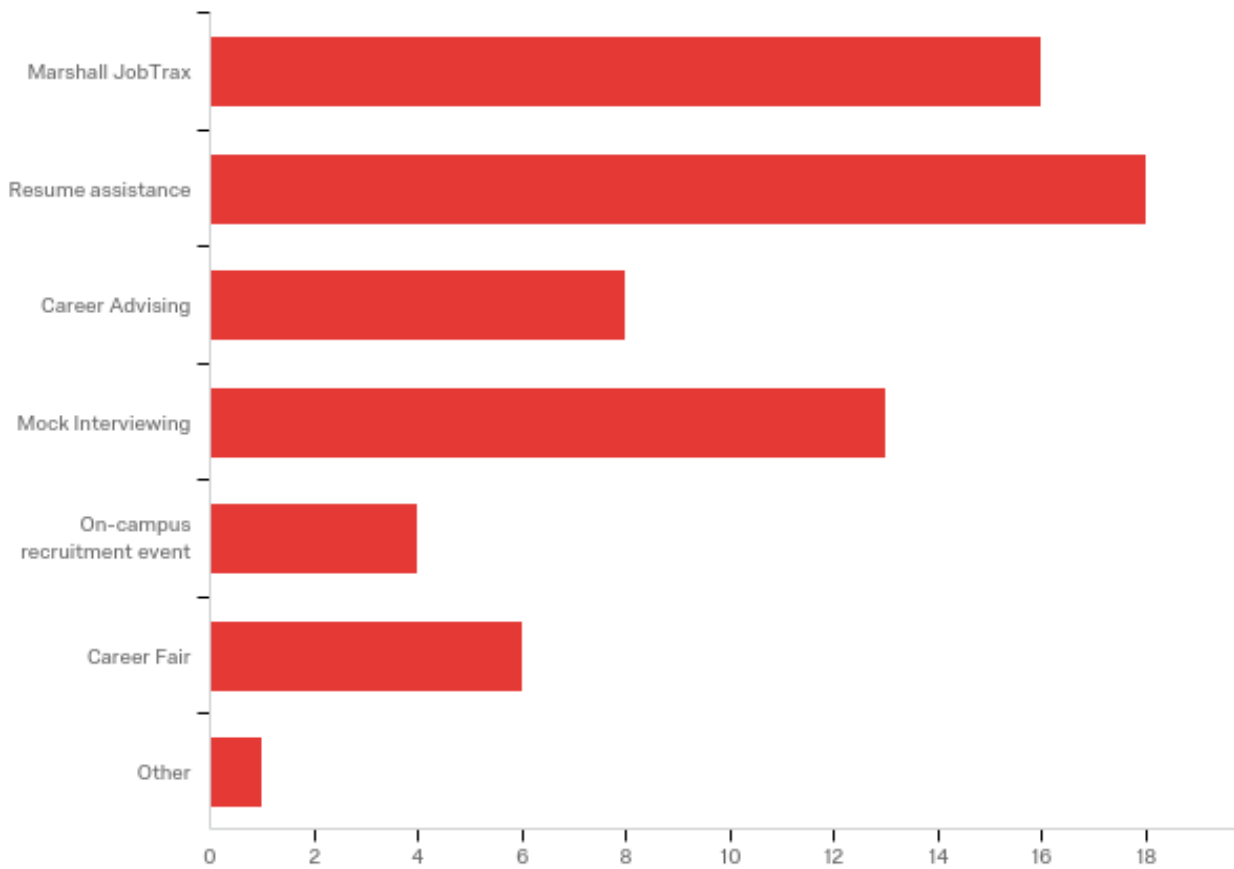
---

Thomas memorial hospital

**Q24 - Did you use Career Services to help you with your career path?**

#	Answer	%	Count
1	Yes	18.47%	29
2	No	81.53%	128
	Total	100%	157

**Q25 - If you answered "yes" to the previous question, please indicate all services used.**



#	Answer	%	Count
1	Marshall JobTrax	24.24%	16
2	Resume assistance	27.27%	18
3	Career Advising	12.12%	8
4	Mock Interviewing	19.70%	13



5	On-campus recruitment event	6.06%	4
6	Career Fair	9.09%	6
7	Other	1.52%	1
	Total	100%	66

Other

Graduate Applications

**Q26 - Please indicate your level of satisfaction with these elements of your experience in the College of Health Professions:**

#	Question	Very Satisfied	Satisfied	Neutral	Dissatisfied	Very Dissatisfied					
1	Overall quality of program	7.91%	57	9.22%	83	7.46%	15	4.35%	3	7.41%	2
2	Overall quality of instruction in program	7.49%	54	8.44%	76	10.95%	22	10.14%	7	3.70%	1
3	Quality of academic advising	7.49%	54	5.89%	53	11.44%	23	31.88%	22	25.93%	7
4	Availability of faculty for assistance	8.88%	64	8.00%	72	8.96%	18	8.70%	6	0.00%	0
5	Quality of the clinical experience	7.49%	54	7.89%	71	13.93%	28	7.25%	5	3.70%	1
6	Ability of faculty to meet my needs as a learner	7.77%	56	8.78%	79	7.96%	16	8.70%	6	11.11%	3
7	Development of critical thinking and problem solving ability	8.32%	60	9.22%	83	6.47%	13	4.35%	3	3.70%	1
8	Development of writing skills	7.63%	55	8.44%	76	11.94%	24	5.80%	4	3.70%	1
9	Development of verbal communication skills	8.74%	63	8.78%	79	7.46%	15	2.90%	2	3.70%	1
10	Development of cognitive, psychomotor, and affective skills necessary to my profession	9.57%	69	9.11%	82	1.49%	3	5.80%	4	7.41%	2

11	Preparation for my level of professional practice	8.46%	61	8.33%	75	8.46%	17	4.35%	3	14.81%	4
12	Contributed to my growth as a professional who is able to provide services to the community and to the profession	10.26%	74	7.89%	71	3.48%	7	5.80%	4	14.81%	4
	Total	Total	721	Total	900	Total	201	Total	69	Total	27

Field	Minimum	Maximum	Mean	Std Deviation	Variance	Count
Overall quality of program	1.00	5.00	1.81	0.78	0.60	160
Overall quality of instruction in program	1.00	5.00	1.91	0.84	0.70	160
Quality of academic advising	1.00	5.00	2.21	1.18	1.39	159
Availability of faculty for assistance	1.00	4.00	1.79	0.79	0.62	160
Quality of the clinical experience	1.00	5.00	1.92	0.83	0.69	159
Ability of faculty to meet my needs as a learner	1.00	5.00	1.88	0.87	0.75	160
Development of critical thinking and problem solving ability	1.00	5.00	1.76	0.73	0.53	160
Development of writing skills	1.00	5.00	1.88	0.80	0.63	160
Development of verbal communication skills	1.00	5.00	1.74	0.73	0.53	160
Development of cognitive, psychomotor, and affective skills necessary to my profession	1.00	5.00	1.68	0.75	0.56	160
Preparation for my level of professional practice	1.00	5.00	1.84	0.87	0.76	160
Contributed to my growth as a professional who is able to provide services to the community and to the profession	1.00	5.00	1.71	0.86	0.74	160

**Q27 - Please indicate your level of satisfaction with these elements of your experience in the Clinical Laboratory Science Program:**

#	Question	Very Satisfied	Satisfied	Neutral	Dissatisfied	Very Dissatisfied
1	Effectiveness of MU's CLS Program in preparing me for the Registry or Certification Exam.	11.11% 1	15.38% 2	0.00% 0	0.00% 0	0.00% 0
2	Effectiveness of MU's CLS Program in preparing me for my present or anticipated position.	11.11% 1	15.38% 2	0.00% 0	0.00% 0	0.00% 0
3	Adequacy of the student laboratory facility.	11.11% 1	15.38% 2	0.00% 0	0.00% 0	0.00% 0
4	Availability of laboratory instructional supplies.	11.11% 1	7.69% 1	50.00% 1	0.00% 0	0.00% 0
5	Quality of the clinical rotation experiences.	22.22% 2	7.69% 1	0.00% 0	0.00% 0	0.00% 0
6	Appropriateness of exams and other evaluation methods.	11.11% 1	15.38% 2	0.00% 0	0.00% 0	0.00% 0
7	Quality of instruction in CLS courses	11.11% 1	7.69% 1	50.00% 1	0.00% 0	0.00% 0
8	Adequacy of the library facilities	11.11% 1	15.38% 2	0.00% 0	0.00% 0	0.00% 0
	<b>Total</b>	<b>Total 9</b>	<b>Total 13</b>	<b>Total 2</b>	<b>Total 0</b>	<b>Total 0</b>

Field	Minimum	Maximum	Mean	Std Deviation	Variance	Count
Effectiveness of MU's CLS Program in preparing me for the Registry or Certification Exam.	1.00	2.00	1.67	0.47	0.22	3
Effectiveness of MU's CLS Program in preparing me for my present or anticipated position.	1.00	2.00	1.67	0.47	0.22	3
Adequacy of the student laboratory facility.	1.00	2.00	1.67	0.47	0.22	3
Availability of laboratory instructional supplies.	1.00	3.00	2.00	0.82	0.67	3
Quality of the clinical rotation experiences.	1.00	2.00	1.33	0.47	0.22	3
Appropriateness of exams and other evaluation methods.	1.00	2.00	1.67	0.47	0.22	3

Quality of instruction in CLS courses	1.00	3.00	2.00	0.82	0.67	3
Adequacy of the library facilities	1.00	2.00	1.67	0.47	0.22	3

**Q28 - Please indicate your satisfaction with the extent to which your education in the Social Work Department had prepared you to**

#	Question	Very Satisfied		Satisfied		Neutral		Dissatisfied		Very Dissatisfied	
1	Apply critical thinking skills within the context of professional social work practice.	10.91%	6	5.48%	4	0.00%	0	0.00%	0	0.00%	0
2	Practice within the values and ethics of the social work profession and with an understanding of and respect for the positive value of diversity.	10.91%	6	5.48%	4	0.00%	0	0.00%	0	0.00%	0
3	Demonstrate professional use of self.	9.09%	5	5.48%	4	10.00%	1	0.00%	0	0.00%	0
4	Understand the forms and mechanisms of oppression and discrimination; and apply the strategies and skills of change that advance social and economic justice.	7.27%	4	8.22%	6	0.00%	0	0.00%	0	0.00%	0
5	Understand the history of the social work profession and its current structures and issues.	5.45%	3	5.48%	4	30.00%	3	0.00%	0	0.00%	0
6	Apply the knowledge and skills of generalist social work to practice with systems of all sizes.	5.45%	3	9.59%	7	0.00%	0	0.00%	0	0.00%	0
7	Apply knowledge of bio-psycho-social variables that affect the individual development and behavior, and use theoretical frameworks to understand the interactions among individuals and between individuals and social systems (i.e., families,	7.27%	4	8.22%	6	0.00%	0	0.00%	0	0.00%	0

	groups, organizations and communities).										
8	Analyze the impact of social policies on client systems, workers, and agencies.	5.45%	3	9.59%	7	0.00%	0	0.00%	0	0.00%	0
9	Evaluate research studies and apply findings to practice, and under supervision, evaluate own practice interventions and those of other relevant systems.	3.64%	2	8.22%	6	20.00%	2	0.00%	0	0.00%	0
10	Use communication skills differentially with a variety of client populations, colleagues, and members of the community.	7.27%	4	4.11%	3	20.00%	2	0.00%	0	0.00%	0
11	Use supervision appropriate to generalist practice.	5.45%	3	9.59%	7	0.00%	0	0.00%	0	0.00%	0
12	Understand the unique social problems and characteristics of Appalachia and apply practice skills and knowledge in working with populations and institutions in Appalachia.	7.27%	4	5.48%	4	10.00%	1	100.00%	1	0.00%	0
13	Function within the structure of organizations and service delivery systems and, under supervision, seek necessary organizational change.	7.27%	4	6.85%	5	10.00%	1	0.00%	0	0.00%	0
14	Apply learning skills in the continuing pursuit of knowledge and professional development.	7.27%	4	8.22%	6	0.00%	0	0.00%	0	0.00%	0
	Total	Total	55	Total	73	Total	10	Total	1	Total	0

Field	Minimum	Maximum	Mean	Std Deviation	Variance	Count
Apply critical thinking skills within the context of professional social work practice.	1.00	2.00	1.40	0.49	0.24	10

Practice within the values and ethics of the social work profession and with an understanding of and respect for the positive value of diversity.	1.00	2.00	1.40	0.49	0.24	10
Demonstrate professional use of self.	1.00	3.00	1.60	0.66	0.44	10
Understand the forms and mechanisms of oppression and discrimination; and apply the strategies and skills of change that advance social and economic justice.	1.00	2.00	1.60	0.49	0.24	10
Understand the history of the social work profession and its current structures and issues.	1.00	3.00	2.00	0.77	0.60	10
Apply the knowledge and skills of generalist social work to practice with systems of all sizes.	1.00	2.00	1.70	0.46	0.21	10
Apply knowledge of bio-psycho-social variables that affect the individual development and behavior, and use theoretical frameworks to understand the interactions among individuals and between individuals and social systems (i.e., families, groups, organizations and communities).	1.00	2.00	1.60	0.49	0.24	10
Analyze the impact of social policies on client systems, workers, and agencies.	1.00	2.00	1.70	0.46	0.21	10
Evaluate research studies and apply findings to practice, and under supervision, evaluate own practice interventions and those of other relevant systems.	1.00	3.00	2.00	0.63	0.40	10
Use communication skills differentially with a variety of client populations, colleagues, and members of the community.	1.00	3.00	1.78	0.79	0.62	9
Use supervision appropriate to generalist practice.	1.00	2.00	1.70	0.46	0.21	10

Understand the unique social problems and characteristics of Appalachia and apply practice skills and knowledge in working with populations and institutions in Appalachia.	1.00	4.00	1.90	0.94	0.89	10
Function within the structure of organizations and service delivery systems and, under supervision, seek necessary organizational change.	1.00	3.00	1.70	0.64	0.41	10
Apply learning skills in the continuing pursuit of knowledge and professional development.	1.00	2.00	1.60	0.49	0.24	10

**Q29 - Please indicate your level of satisfaction with these elements of your experience in the Bachelor of Science in Nursing (BSN) program:**

#	Question	Very Satisfied		Satisfied		Neutral		Dissatisfied		Very Dissatisfied	
1	Overall Satisfaction of MU's BSN Nursing Program.	14.08%	10	14.09%	21	6.25%	5	13.04%	3	37.50%	3
2	Satisfaction of MU's BSN Nursing Program in preparing me for my present or anticipated position.	16.90%	12	12.75%	19	7.50%	6	13.04%	3	25.00%	2
3	Quality of instruction in BSN courses.	12.68%	9	12.75%	19	11.25%	9	17.39%	4	12.50%	1
4	Quality of the clinical rotation experiences.	14.08%	10	6.71%	10	21.25%	17	13.04%	3	0.00%	0
5	Adequacy of the student laboratory facility.	5.63%	4	12.08%	18	21.25%	17	4.35%	1	0.00%	0
6	Availability of laboratory instructional supplies.	8.45%	6	12.08%	18	17.50%	14	13.04%	3	0.00%	0
7	Appropriateness of exams and other evaluation methods.	9.86%	7	15.44%	23	6.25%	5	21.74%	5	25.00%	2
8	Adequacy of the library facilities.	18.31%	13	14.09%	21	8.75%	7	4.35%	1	0.00%	0
	Total	Total	71	Total	149	Total	80	Total	23	Total	8

Field	Minimum	Maximum	Mean	Std Deviation	Variance	Count
Overall Satisfaction of MU's BSN Nursing Program.	1.00	5.00	2.24	1.11	1.23	42
Satisfaction of MU's BSN Nursing Program in preparing me for my present or anticipated position.	1.00	5.00	2.14	1.06	1.12	42
Quality of instruction in BSN courses.	1.00	5.00	2.26	0.98	0.96	42
Quality of the clinical rotation experiences.	1.00	4.00	2.33	0.93	0.87	40
Adequacy of the student laboratory facility.	1.00	4.00	2.38	0.70	0.48	40
Availability of laboratory instructional supplies.	1.00	4.00	2.34	0.81	0.66	41
Appropriateness of exams and other evaluation methods.	1.00	5.00	2.33	1.04	1.08	42
Adequacy of the library facilities.	1.00	4.00	1.90	0.75	0.56	42

**Q30 - Please indicate your level of satisfaction with the extent to which the Bachelor of Science in Nursing (BSN) Program had prepared you to:**

#	Question	Very Satisfied	Satisfied	Neutral	Dissatisfied	Very Dissatisfied
1	Use the nursing process to provide nursing care to individuals, families, groups, and communities in multiple settings, considering cultural diversity.	11.54% 15	14.29% 23	7.69% 2	9.09% 1	12.50% 1
2	Synthesize theoretical and empirical knowledge from nursing, natural and social sciences, and the humanities to promote, maintain, and restore health throughout the life span.	11.54% 15	13.66% 22	11.54% 3	9.09% 1	12.50% 1
3	Promote health care through communication and collaboration with clients and other health care providers.	12.31% 16	12.42% 20	7.69% 2	27.27% 3	12.50% 1



4	Coordinate comprehensive nursing care through the application of management and leadership skills, including prioritizing and delegation of care.	11.54%	15	11.18%	18	15.38%	4	36.36%	4	12.50%	1
5	Use clinical and critical reasoning to address simple and complex situations.	10.77%	14	13.04%	21	15.38%	4	9.09%	1	25.00%	2
6	Integrate evidence-based practice into nursing care.	13.85%	18	11.18%	18	15.38%	4	0.00%	0	25.00%	2
7	Perform as a responsible and accountable member of the profession who practices nursing legally and ethically.	15.38%	20	11.18%	18	11.54%	3	9.09%	1	0.00%	0
8	Examine professional activities that help define the scope of nursing practice, set health policies and improve the health of the public.	13.08%	17	13.04%	21	15.38%	4	0.00%	0	0.00%	0
	Total	Total	130	Total	161	Total	26	Total	11	Total	8

Field	Minimum	Maximum	Mean	Std Deviation	Variance	Count
Use the nursing process to provide nursing care to individuals, families, groups, and communities in multiple settings, considering cultural diversity.	1.00	5.00	1.81	0.82	0.68	42
Synthesize theoretical and empirical knowledge from nursing, natural and social sciences, and the humanities to promote, maintain, and restore health throughout the life span.	1.00	5.00	1.83	0.84	0.71	42

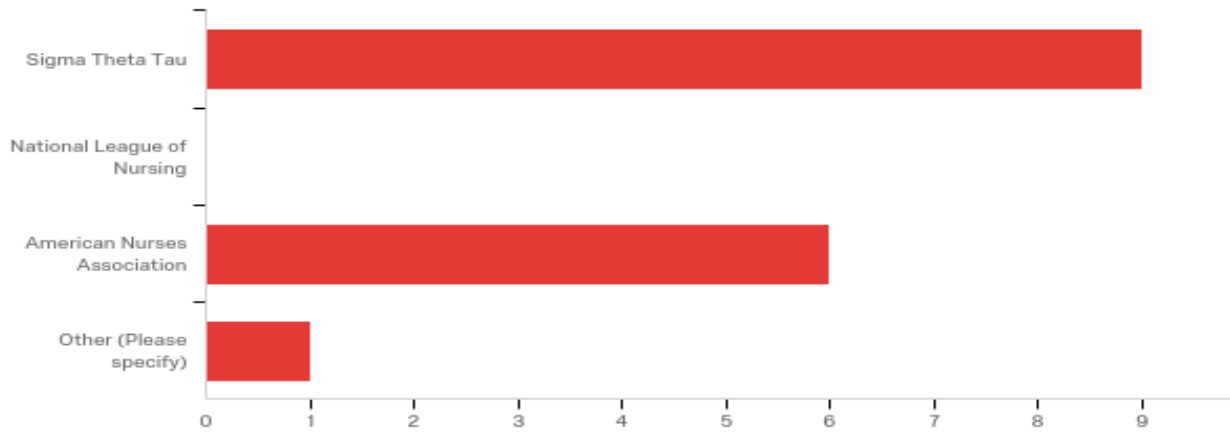
Promote health care through communication and collaboration with clients and other health care providers.	1.00	5.00	1.88	0.96	0.91	42
Coordinate comprehensive nursing care through the application of management and leadership skills, including prioritizing and delegation of care.	1.00	5.00	2.00	1.02	1.05	42
Use clinical and critical reasoning to address simple and complex situations.	1.00	5.00	1.95	0.97	0.95	42
Integrate evidence-based practice into nursing care.	1.00	5.00	1.81	0.96	0.92	42
Perform as a responsible and accountable member of the profession who practices nursing legally and ethically.	1.00	4.00	1.64	0.72	0.52	42
Examine professional activities that help define the scope of nursing practice, set health policies and improve the health of the public.	1.00	3.00	1.69	0.64	0.40	42

**Q31 - Would you recommend the undergraduate BSN program to a close friend?**

#	Answer	%	Count
1	Yes	70.73%	29
2	No	29.27%	12
	Total	100%	41

Field	Minimum	Maximum	Mean	Std Deviation	Variance	Count
Would you recommend the undergraduate BSN program to a close friend?	1.00	2.00	1.29	0.45	0.21	41

**Q32 - Do you belong to any of the following organizations? (Please mark all that apply)**



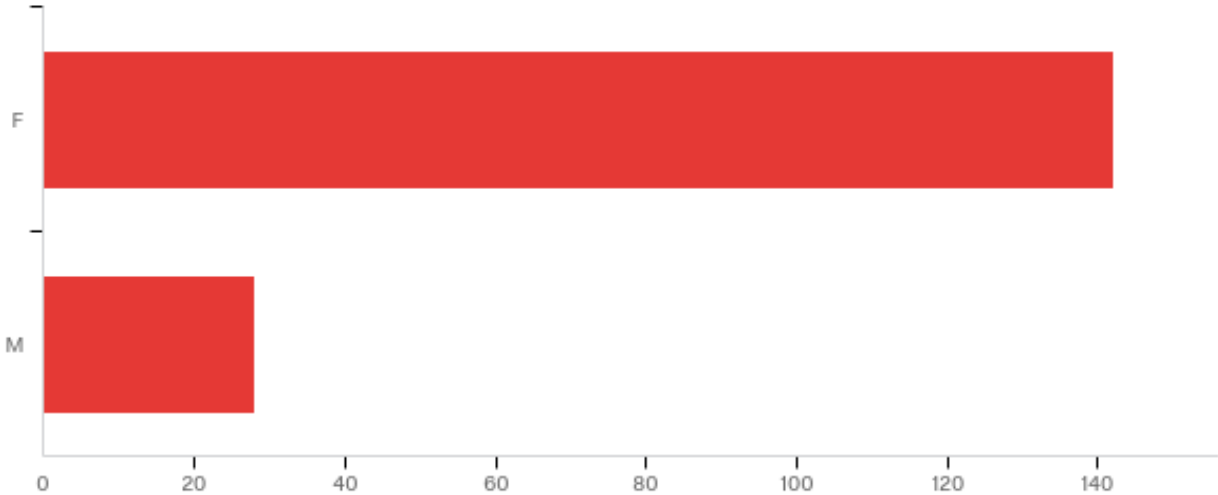
#	Answer	%	Count
1	Sigma Theta Tau	56.25%	9
2	National League of Nursing	0.00%	0
3	American Nurses Association	37.50%	6
4	Other (Please specify)	6.25%	1
	Total	100%	16

Other (Please specify)

---

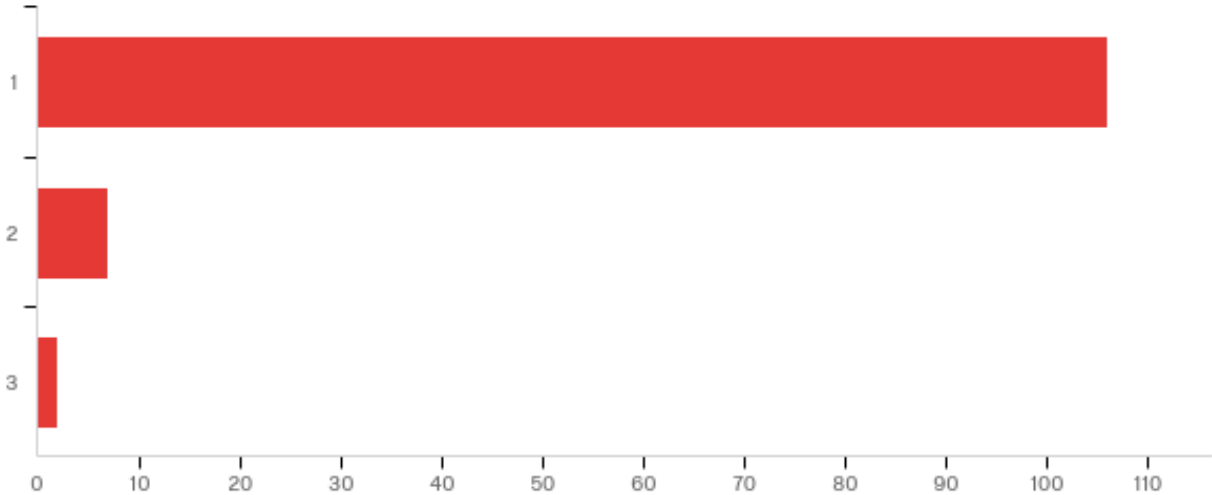
National Student Nurses Association

# Gender



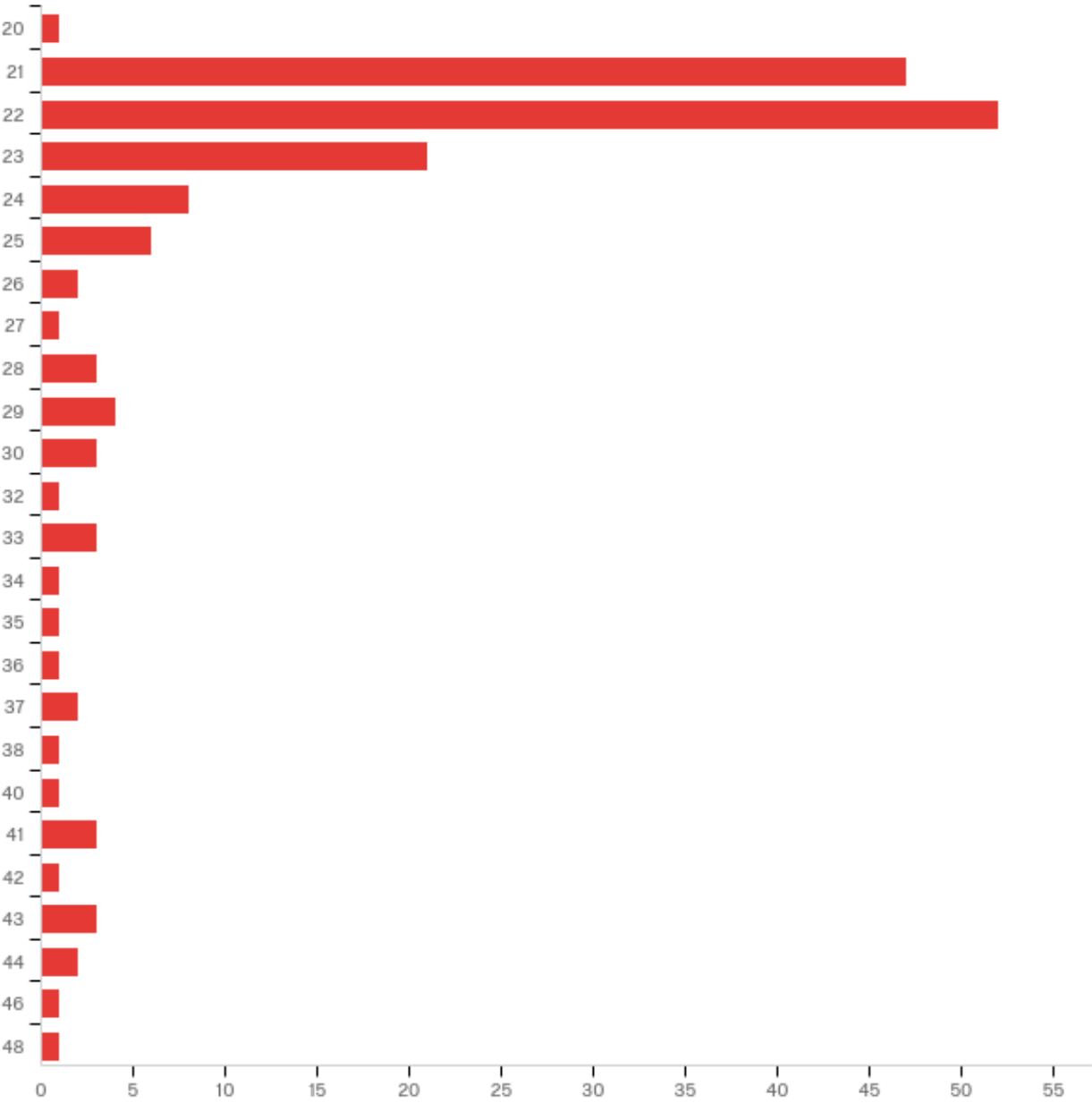
Answer	%	Count
Female	83.53%	142
Male	16.47%	28
Total	100%	170

# Race



Answer	%	Count
Caucasian	92.17%	106
African-American	6.09%	7
Hispanic	1.74%	2
Total	100%	115

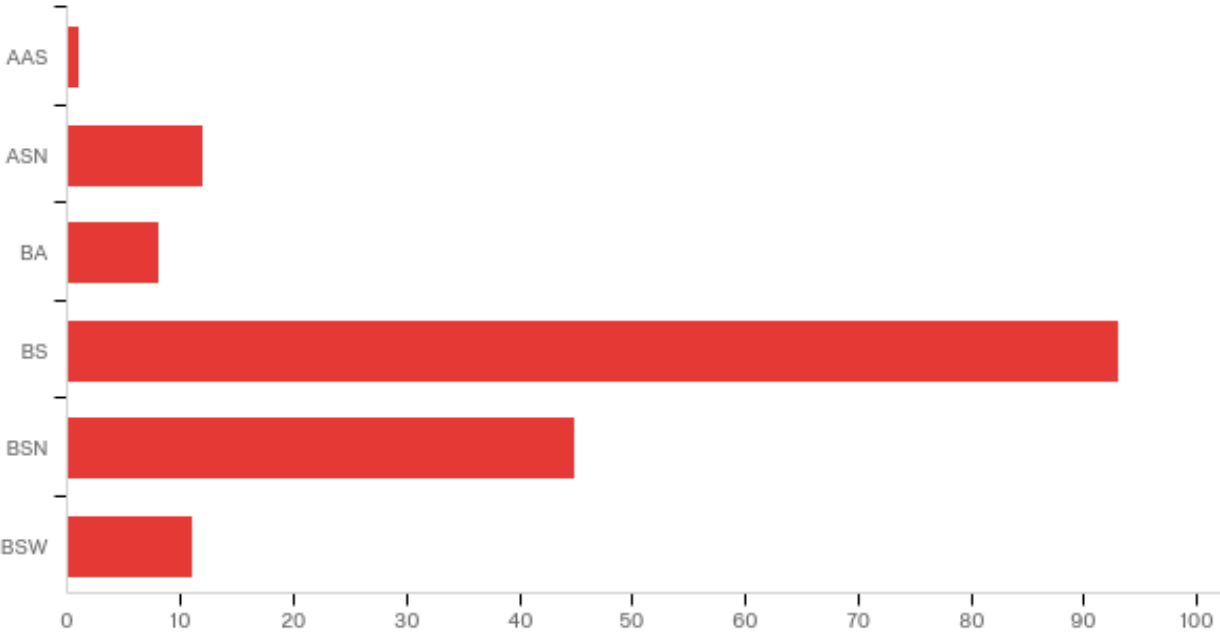
# Age



Answer	%	Count
20	0.59%	1
21	27.65%	47
22	30.59%	52
23	12.35%	21
24	4.71%	8

25	3.53%	6
26	1.18%	2
27	0.59%	1
28	1.76%	3
29	2.35%	4
30	1.76%	3
32	0.59%	1
33	1.76%	3
34	0.59%	1
35	0.59%	1
36	0.59%	1
37	1.18%	2
38	0.59%	1
40	0.59%	1
41	1.76%	3
42	0.59%	1
43	1.76%	3
44	1.18%	2
46	0.59%	1
48	0.59%	1
Total	100%	170

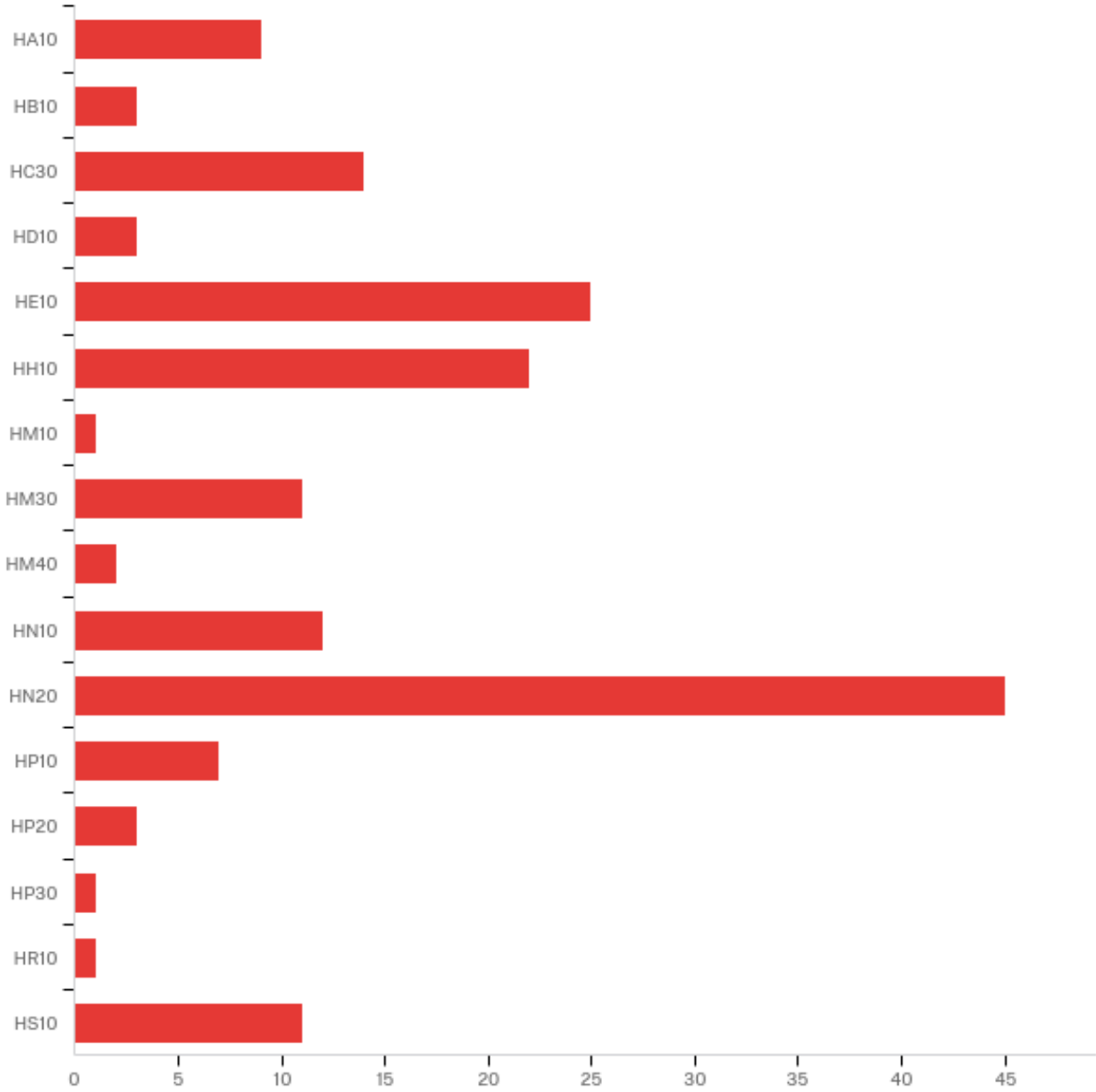
# Degree



Answer	%	Count
AAS	0.59%	1
ASN	7.06%	12
BA	4.71%	8
BS	54.71%	93
BSN	26.47%	45
BSW	6.47%	11
Total	100%	170



# Major



Answer	%	Count
HA10	5.29%	9
HB10	1.76%	3
HC30	8.24%	14
HD10	1.76%	3
HE10	14.71%	25

HH10	12.94%	22
HM10	0.59%	1
HM30	6.47%	11
HM40	1.18%	2
HN10	7.06%	12
HN20	26.47%	45
HP10	4.12%	7
HP20	1.76%	3
HP30	0.59%	1
HR10	0.59%	1
HS10	6.47%	11
Total	100%	170

## GPA

Answer	%	Count
2.16	1.18%	2
2.42	0.59%	1
2.44	0.59%	1
2.52	1.18%	2
2.55	0.59%	1
2.59	2.35%	4
2.6	0.59%	1
2.63	0.59%	1
2.65	0.59%	1
2.66	1.18%	2
2.67	0.59%	1
2.68	1.18%	2
2.7	0.59%	1
2.72	1.18%	2
2.74	1.18%	2
2.75	0.59%	1
2.76	0.59%	1
2.79	0.59%	1
2.8	0.59%	1
2.85	1.18%	2
2.86	0.59%	1
2.87	0.59%	1
2.88	1.18%	2
2.89	1.18%	2
2.91	1.18%	2
2.92	0.59%	1
2.93	0.59%	1
2.94	0.59%	1

2.95	1.18%	2
2.97	0.59%	1
2.98	0.59%	1
3	0.59%	1
3.01	1.18%	2
3.02	0.59%	1
3.05	1.76%	3
3.06	0.59%	1
3.07	0.59%	1
3.09	0.59%	1
3.1	1.18%	2
3.12	1.76%	3
3.13	0.59%	1
3.14	1.76%	3
3.15	0.59%	1
3.16	0.59%	1
3.18	0.59%	1
3.19	0.59%	1
3.2	1.76%	3
3.21	1.18%	2
3.22	0.59%	1
3.23	0.59%	1
3.24	0.59%	1
3.25	0.59%	1
3.26	0.59%	1
3.27	1.18%	2
3.28	0.59%	1
3.29	1.18%	2
3.3	0.59%	1
3.31	1.76%	3

3.32	1.76%	3
3.33	1.76%	3
3.34	1.18%	2
3.35	1.76%	3
3.36	0.59%	1
3.37	2.35%	4
3.38	1.18%	2
3.39	1.76%	3
3.43	1.18%	2
3.45	0.59%	1
3.46	1.76%	3
3.48	0.59%	1
3.49	1.18%	2
3.5	0.59%	1
3.52	1.76%	3
3.53	0.59%	1
3.54	0.59%	1
3.55	1.18%	2
3.56	1.18%	2
3.58	0.59%	1
3.59	0.59%	1
3.6	1.18%	2
3.65	1.76%	3
3.66	0.59%	1
3.67	0.59%	1
3.69	0.59%	1
3.7	2.35%	4
3.72	0.59%	1
3.75	0.59%	1
3.77	0.59%	1

3.78	0.59%	1
3.79	1.18%	2
3.8	1.76%	3
3.81	1.18%	2
3.84	0.59%	1
3.85	1.76%	3
3.86	1.76%	3
3.88	1.18%	2
3.9	0.59%	1
3.94	0.59%	1
3.96	0.59%	1
3.97	1.18%	2
4	2.35%	4
Total	100%	170