



## Marshall Graduation Survey Report

*Regents' Bachelor of Arts Degree Program*

*Academic Year 2016 – 2016*

### Q1 - Family Status

#	Answer	%	Count
1	Married, no children	19.12%	13
2	Married, with children	33.82%	23
3	Single, no children	33.82%	23
4	Single, with children	13.24%	9
	Total	100%	68

### Q12 - Residency at time of admission

#	Answer	%	Count
1	In-State	79.10%	53
2	Metro	4.48%	3
3	Out-of-State	16.42%	11
	Total	100%	67

**Q3 - Number of semesters enrolled to complete your degree (Note: One semester is equal to fall, spring, or summer, resulting in the potential for three semesters in one year)**

#	Answer	%	Count
1	Fewer than 8 semesters	51.47%	35
2	8 semesters	5.88%	4
3	9 semesters	0.00%	0
4	10 semesters	10.29%	7
5	11 semesters	5.88%	4
6	12 semesters	8.82%	6
7	13 semesters	4.41%	3
8	14 semesters	4.41%	3
9	15 semesters	1.47%	1
10	16 semesters	0.00%	0
11	17 semesters	0.00%	0
12	18 semesters	0.00%	0
13	19 semesters	1.47%	1
14	20 semesters	1.47%	1
15	More than 20 semesters	4.41%	3
	Total	100%	68

**Q4 - While pursuing your degree, did you**

#	Answer	%	Count
1	Originally enroll and stay at Marshall	55.88%	38
2	Transfer from a 2-year institution or community college	26.47%	18
3	Transfer from another 4-year institution	17.65%	12
	Total	100%	68

**Q5 - During the last year of your studies, how many hours a week did you work while attending classes?**

#	Answer	%	Count
1	None	13.24%	9
2	1 - 10	2.94%	2
3	11 - 20	7.35%	5
4	21 - 30	16.18%	11
5	More than 30	60.29%	41
	Total	100%	68

**Q6 - Which of the following best describes your educational objective while attending Marshall University?**

#	Answer	%	Count
1	Begin my first career	29.41%	20
2	Advance in current career	35.29%	24
3	Change career	19.12%	13
4	Non-career objective	16.18%	11
	Total	100%	68

**Q7 - Upon graduation, what was the dollar amount of your educational loan indebtedness?**

#	Answer	%	Count
1	No indebtedness	16.18%	11
2	Up to \$4,999	2.94%	2
3	\$5,000 - \$9,999	4.41%	3
4	\$10,000 - \$14,999	7.35%	5
5	\$15,000 - \$19,999	8.82%	6
6	Over \$20,000	60.29%	41
	Total	100%	68

**Q8 - Did you take part in an internship, practicum or other structured work experience related to your major and anticipated career?**

#	Answer	%	Count
1	Yes	11.76%	8
2	No	88.24%	60
	Total	100%	68

**Q9 - If you answered "yes" to the previous question, did that experience increase your ability to secure employment or employment offers?**

#	Answer	%	Count
1	Yes	75.00%	6
2	No	12.50%	1
3	Insufficient information to answer this question	12.50%	1
	Total	100%	8

**Q10 - When I graduate from Marshall University I plan to (check all that apply)**

#	Answer	%	Count
1	Attend graduate school	27.95%	45
2	Complete additional undergraduate coursework	4.35%	7
3	Continue to work at the same job I have at present	18.63%	30
4	Enter the military	0.62%	1
5	Work for a private sector company or corporation in a position related to my field of study.	3.73%	6
6	Work for a private sector company or corporation in a position NOT related to my field of study.	2.48%	4
7	Work for a local, state, or federal agency in a position related to my field of study.	9.32%	15
8	Work for a local, state, or federal agency in a position NOT related to my field of study.	3.11%	5
9	Work for a non-profit organization, e.g. hospital, university, public school, etc. in a position related to my field of study.	5.59%	9
10	Work for a non-profit organization, e.g. hospital, university, public school, etc. in a position NOT related to my field of study.	3.11%	5

11	Work for a volunteer or service organization, e.g. Peace Corps, AmeriCorps, City Year, etc.	2.48%	4
12	Begin my own business	1.24%	2
13	Start or raise a family	5.59%	9
14	Take time off (to travel, etc.)	3.11%	5
15	Undecided or no plans	6.21%	10
16	Other	2.48%	4
	Total	100%	161

Other

---

Work in a Rehabilitation center

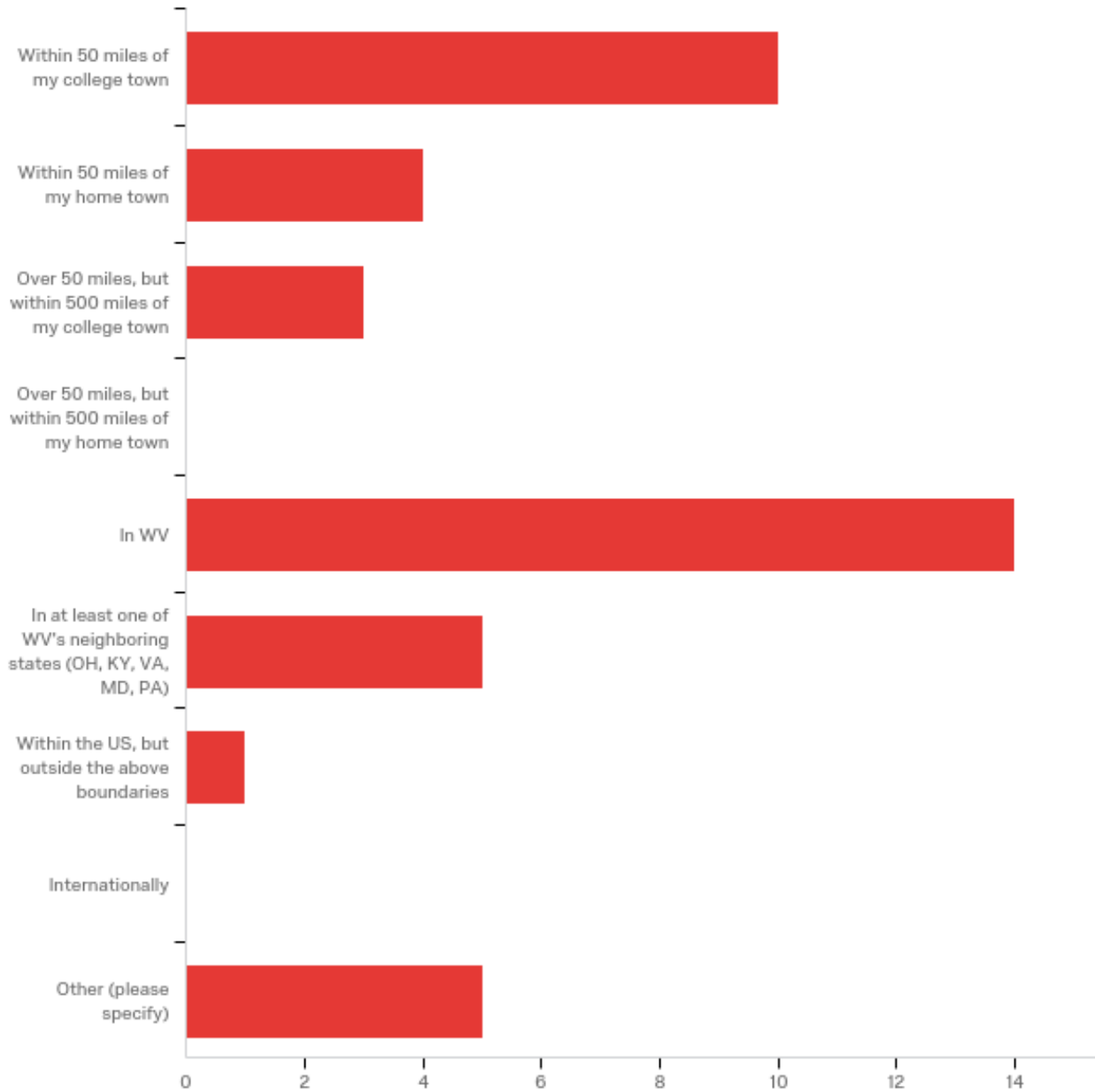
---

nonprofit organization

---

I am retired, married with adult children living elsewhere.

**Q11 - If you plan to continue your education and have applied to institutions of higher education, please check all that apply: I have applied to institutions of higher education**



#	Answer	%	Count
1	Within 50 miles of my college town	23.81%	10
2	Within 50 miles of my home town	9.52%	4
3	Over 50 miles, but within 500 miles of my college town	7.14%	3
4	Over 50 miles, but within 500 miles of my home town	0.00%	0
5	In WV	33.33%	14
6	In at least one of WV's neighboring states (OH, KY, VA, MD, PA)	11.90%	5

7	Within the US, but outside the above boundaries	2.38%	1
8	Internationally	0.00%	0
9	Other (please specify)	11.90%	5
	Total	100%	42

Other (please specify)

Have not decided to apply as of yet

An online executive MBA program through Strayer University sponsored by my employer

Marshall

have not applied yet

N/A

### Q12 - Have you been accepted by a higher-level educational program?

#	Answer	%	Count
1	Yes	12.50%	5
2	No	87.50%	35
	Total	100%	40

### Q13 - If you have been accepted by a higher level institution, what institution do you plan to attend?

If you have been accepted by a higher level institution, what institution d...

Marshall

University of Pittsburgh

ATE

Memphis university

Marshall

### Q14 - While pursuing my degree at Marshall University

#	Question	Strongly Agree		Agree		Neither Agree nor Disagree		Disagree		Strongly Disagree	
1	I developed the ability to write effectively.	7.41%	37	6.16%	26	2.58%	4	0.00%	0	22.22%	2
2	I used numerical information to explore real world problems.	5.01%	25	6.64%	28	8.39%	13	12.50%	2	11.11%	1
3	I learned to find scholarly information, to evaluate it critically and to use it effectively.	7.21%	36	6.40%	27	3.23%	5	6.25%	1	0.00%	0
4	I gained expertise in the use of technology important in my field of study.	5.81%	29	6.64%	28	5.81%	9	18.75%	3	0.00%	0
5	I acquired sufficient skills and knowledge to prepare for career-related positions.	6.81%	34	6.16%	26	3.87%	6	12.50%	2	11.11%	1
6	I developed the ability to express myself effectively through speaking.	6.81%	34	5.45%	23	7.74%	12	0.00%	0	0.00%	0
7	I developed multicultural and global perspectives.	6.61%	33	5.45%	23	5.81%	9	12.50%	2	11.11%	1
8	Writing intensive courses helped me to improve my writing skills.	6.21%	31	5.45%	23	7.10%	11	12.50%	2	22.22%	2
9	My classes challenged me to analyze and evaluate issues and to solve real-world problems in a manner that is ethical and supportive of our civic well-being.	6.41%	32	6.40%	27	6.45%	10	0.00%	0	0.00%	0
10	I broadened my appreciation for the arts.	6.41%	32	4.98%	21	7.10%	11	12.50%	2	22.22%	2
11	My capstone course challenged me to do my best work.	3.61%	18	2.61%	11	24.52%	38	6.25%	1	0.00%	0
12	I learned to examine issues from multiple perspectives.	5.61%	28	9.00%	38	1.94%	3	0.00%	0	0.00%	0
13	I learned to use what I know to solve novel problems.	5.61%	28	7.82%	33	5.16%	8	0.00%	0	0.00%	0
14	I learned to assess my own values and examine	7.21%	36	6.64%	28	3.23%	5	0.00%	0	0.00%	0



	other viewpoints and credible evidence.										
15	I determined how to improve my own learning and to engage in lifelong learning.	6.41%	32	7.11%	30	4.52%	7	0.00%	0	0.00%	0
16	I used knowledge from more than one area of study to explore issues or to solve problems.	6.81%	34	7.11%	30	2.58%	4	6.25%	1	0.00%	0
	Total	Total	499	Total	422	Total	155	Total	16	Total	9

**NOTE: Strongly Agree = 1 and Strongly Disagree = 5, so lower means are more positive than higher means. This is true for all Likert Scale Items.**

Field	Minimum	Maximum	Mean	Std Deviation	Variance	Count
I developed the ability to write effectively.	1.00	5.00	1.61	0.84	0.70	69
I used numerical information to explore real world problems.	1.00	5.00	1.93	0.89	0.79	69
I learned to find scholarly information, to evaluate it critically and to use it effectively.	1.00	4.00	1.58	0.69	0.48	69
I gained expertise in the use of technology important in my field of study.	1.00	4.00	1.80	0.83	0.68	69
I acquired sufficient skills and knowledge to prepare for career-related positions.	1.00	5.00	1.70	0.86	0.73	69
I developed the ability to express myself effectively through speaking.	1.00	3.00	1.68	0.75	0.57	69
I developed multicultural and global perspectives.	1.00	5.00	1.75	0.90	0.81	68
Writing intensive courses helped me to improve my writing skills.	1.00	5.00	1.86	0.98	0.96	69
My classes challenged me to analyze and evaluate issues and to solve real-world problems in a manner that is ethical and supportive of our civic well-being.	1.00	3.00	1.68	0.71	0.51	69
I broadened my appreciation for the arts.	1.00	5.00	1.84	0.99	0.99	68

My capstone course challenged me to do my best work.	1.00	4.00	2.32	0.88	0.78	68
I learned to examine issues from multiple perspectives.	1.00	3.00	1.64	0.56	0.32	69
I learned to use what I know to solve novel problems.	1.00	3.00	1.71	0.66	0.44	69
I learned to assess my own values and examine other viewpoints and credible evidence.	1.00	3.00	1.55	0.63	0.39	69
I determined how to improve my own learning and to engage in lifelong learning.	1.00	3.00	1.64	0.66	0.43	69
I used knowledge from more than one area of study to explore issues or to solve problems.	1.00	4.00	1.59	0.67	0.44	69

### Q15 - Now that I have completed my degree,

#	Question	Strongly Agree		Agree		Neither Agree nor Disagree		Disagree		Strongly Disagree	
1	I feel adequately prepared for a career and/or graduate or professional study in my major field.	20.69%	30	32.67%	33	21.74%	5	0.00%	0	50.00%	1
2	I believe that Marshall University's program in my major field is of high quality.	23.45%	34	24.75%	25	34.78%	8	40.00%	2	0.00%	0
3	I would recommend to others that they study the same program at Marshall.	26.90%	39	20.79%	21	34.78%	8	20.00%	1	0.00%	0
4	I would recommend Marshall to prospective students.	28.97%	42	21.78%	22	8.70%	2	40.00%	2	50.00%	1
	Total	Total	145	Total	101	Total	23	Total	5	Total	2

Field	Minimum	Maximum	Mean	Std Deviation	Variance	Count
I feel adequately prepared for a career and/or graduate or	1.00	5.00	1.68	0.73	0.54	69

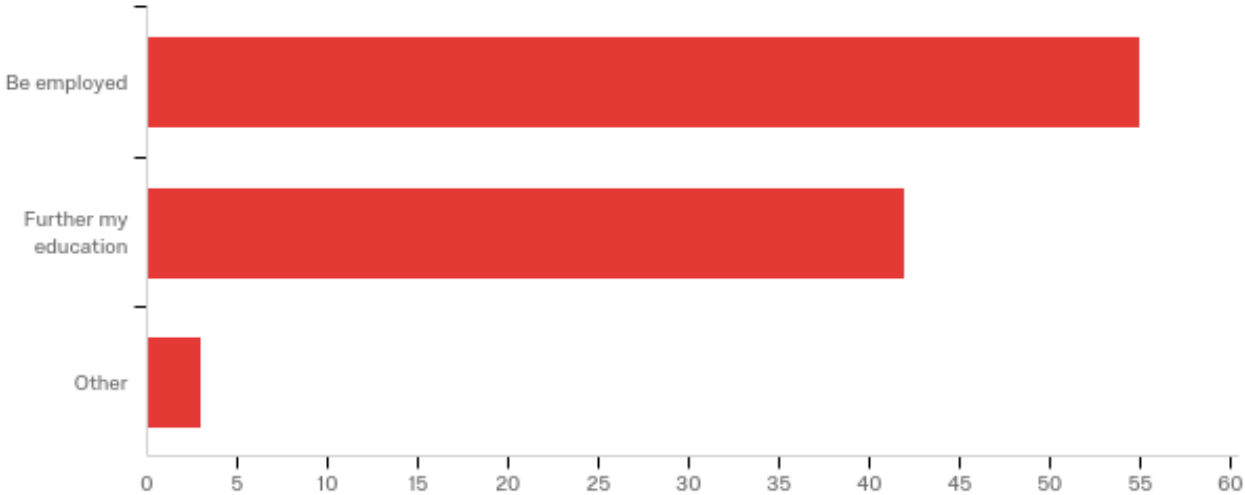
professional study in my major field.						
I believe that Marshall University's program in my major field is of high quality.	1.00	4.00	1.68	0.79	0.62	69
I would recommend to others that they study the same program at Marshall.	1.00	4.00	1.58	0.75	0.56	69
I would recommend Marshall to prospective students.	1.00	5.00	1.52	0.81	0.66	69

**Q16 - Please rate your level of satisfaction with the quality of the following at Marshall:**

#	Question	Very Satisfied		Satisfied		Neutral		Dissatisfied		Very Dissatisfied	
1	Teaching	27.54%	38	28.57%	26	10.00%	4	14.29%	1	0.00%	0
2	Advising	29.71%	41	19.78%	18	17.50%	7	42.86%	3	0.00%	0
3	Academic Support Services	21.74%	30	25.27%	23	35.00%	14	28.57%	2	0.00%	0
4	Classroom/Lab Facilities	21.01%	29	26.37%	24	37.50%	15	14.29%	1	0.00%	0
	Total	Total	138	Total	91	Total	40	Total	7	Total	0

Field	Minimum	Maximum	Mean	Std Deviation	Variance	Count
Teaching	1.00	4.00	1.54	0.67	0.45	69
Advising	1.00	4.00	1.59	0.84	0.70	69
Academic Support Services	1.00	4.00	1.83	0.85	0.72	69
Classroom/Lab Facilities	1.00	4.00	1.83	0.82	0.67	69

**Q17 - When I graduate, I plan to**



#	Answer	%	Count
1	Be employed	55.00%	55
2	Further my education	42.00%	42
3	Other	3.00%	3
	Total	100%	100

Other

Take time with my family

Progress in my current field and continue my studies

Retired but want to continue learning

**Q18 - If you plan to be employed after graduation, will your job be in the career path you have chosen?**

#	Answer	%	Count
1	Yes	60.00%	33
2	No	7.27%	4
3	Don't know yet	32.73%	18
	Total	100%	55

**Q19 - If you plan to be employed after graduation, will your job be in your major field?**

#	Answer	%	Count
1	Yes	44.44%	24
2	No	25.93%	14
3	Don't know yet	29.63%	16
	Total	100%	54

**Q20 - If you plan to be employed after graduation, will your job be**

#	Answer	%	Count
1	In WV?	61.82%	34
2	In KY, OH, PA, VA, or MD?	18.18%	10
3	In a state other than one mentioned above?	20.00%	11
4	In a country other than the US?	0.00%	0
	Total	100%	55

**Q21 - If you plan to be employed after graduation, will your job be (choose all that apply):**

#	Answer	%	Count
1	within 50 miles of your college town?	36.71%	29
2	within 50 miles of your home town?	31.65%	25
3	over 50 miles, but within 500 miles of your college town?	5.06%	4
4	over 50 miles, but within 500 miles of your home town?	8.86%	7
5	over 500 miles from your college town	8.86%	7
6	over 500 miles from your home town	8.86%	7
	Total	100%	79

**Q22 - If you have accepted employment, what will be your starting salary?**

#	Answer	%	Count
1	\$10,000 or less	1.82%	1
2	\$10,001 - \$15,000	0.00%	0
3	\$15,001 - \$20,000	0.00%	0
4	\$20,001 - \$25,000	5.45%	3
5	\$25,001 - \$30,000	10.91%	6
6	\$30,001 - \$35,000	14.55%	8
7	\$35,001 - \$40,000	9.09%	5
8	\$40,001 - \$45,000	1.82%	1
9	\$45,001 - \$50,000	9.09%	5
10	More than \$50,000	10.91%	6
11	I have not yet accepted employment	36.36%	20
	Total	100%	55

### Q23 - For the position indicated above, who is your employer?

For the position indicated above, who is your employer?

Rust Oleum

Manpower

Macy's

I plan to seek a new position after I graduate through my current employer. Playmates Child Development Center - Wayne County Preschool Programs

Sandi Griffith

KDMC

Steel of West Virginia

Putnam County Schools

united health group

Huntington Police Department

Novartis

Kings Daughters Medical Center

STAR Technologies

Highland Hospital

Marshall University

PepsiCo

Military

WV DHHR

Cabell County Public Library, West Branch

Logan County Commission

Hwy 55

Huntington Bank

West Virginia State Police

Verizon Wireless

DATS

Arizona Diamondbacks

NA

Toyota

Telamon Corporation

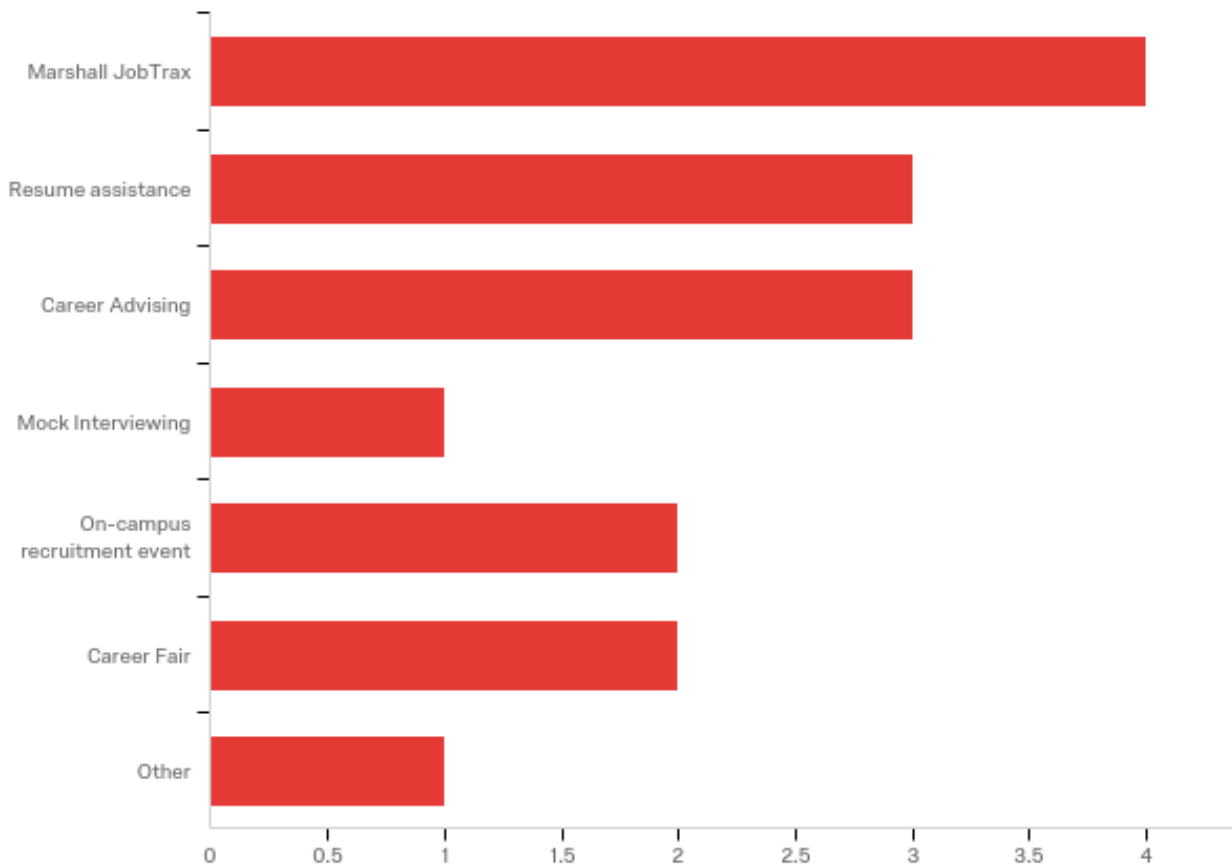
none

Lowe's

### Q24 - Did you use Career Services to help you with your career path?

#	Answer	%	Count
1	Yes	8.70%	6
2	No	91.30%	63
	Total	100%	69

### Q25 - If you answered "yes" to the previous question, please indicate all services used.





#	Answer	%	Count
1	Marshall JobTrax	25.00%	4
2	Resume assistance	18.75%	3
3	Career Advising	18.75%	3
4	Mock Interviewing	6.25%	1
5	On-campus recruitment event	12.50%	2
6	Career Fair	12.50%	2
7	Other	6.25%	1
	Total	100%	16

Other

### Q26 - After entering the RBA program, did you finish your coursework?

#	Answer	%	Count
1	Online	48.48%	32
2	In face-to-face classes	13.64%	9
3	A combination of the above	36.36%	24
4	Neither - I was able to graduate without taking any more classes	1.52%	1
	Total	100%	66

### Q27 - Please indicate your level of satisfaction with these elements of your experience in the RBA Program:

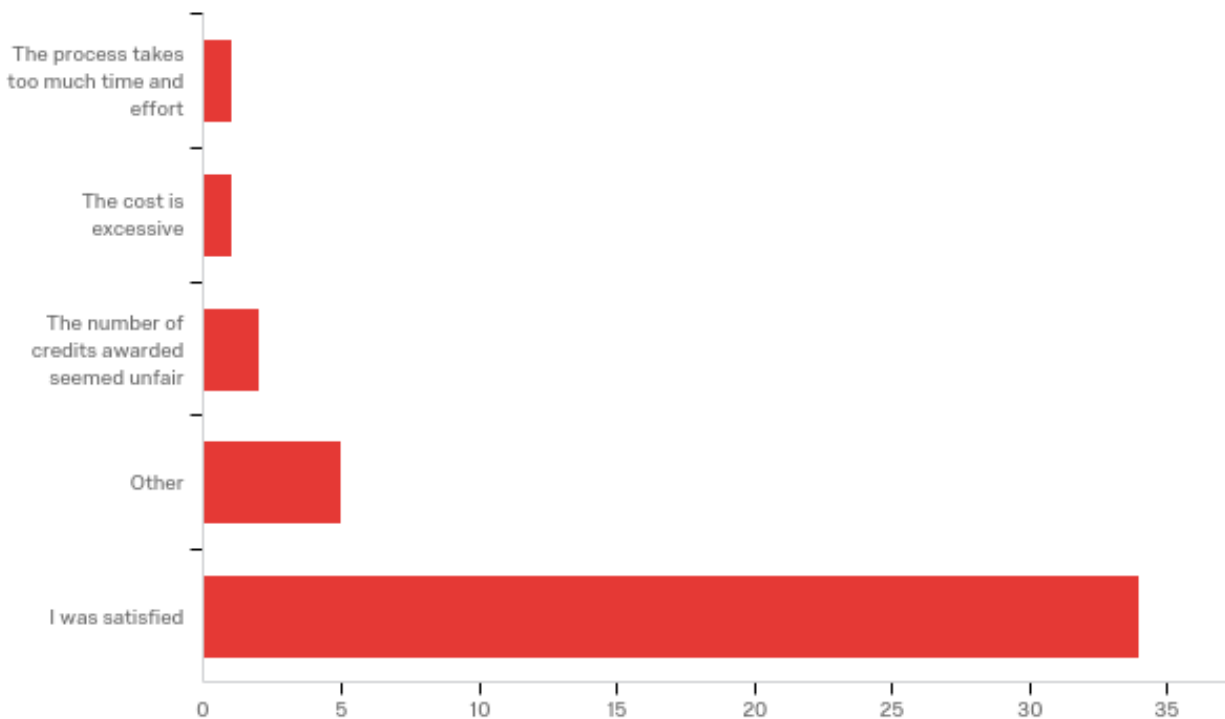
#	Question	Very Satisfied		Somewhat Satisfied		Somewhat Dissatisfied		Very Dissatisfied	
1	Learning Experiences in your online courses	48.39%	45	40.54%	15	40.00%	2	0.00%	0
2	Learning Experiences in your face-to-face classes	29.03%	27	35.14%	13	40.00%	2	0.00%	0
3	Earning credits through portfolios or other college equivalent credits (if applicable)	22.58%	21	24.32%	9	20.00%	1	0.00%	0
	Total	Total	93	Total	37	Total	5	Total	0

Field	Minimum	Maximum	Mean	Std Deviation	Variance	Count
Learning Experiences in your online courses	1.00	3.00	1.31	0.53	0.28	62
Learning Experiences in your face-to-face classes	1.00	3.00	1.40	0.58	0.34	42
Earning credits through portfolios or other college equivalent credits (if applicable)	1.00	3.00	1.35	0.54	0.29	31

**Q28 - If you earned credits through portfolios or other college equivalent credits, how satisfied were you with the process:**

#	Answer	%	Count
1	Very Satisfied	72.22%	26
2	Somewhat Satisfied	25.00%	9
3	Somewhat Dissatisfied	2.78%	1
4	Dissatisfied	0.00%	0
	Total	100%	36

**Q29 - If you were dissatisfied with the portfolio and college equivalent credit process, why were you dissatisfied?**



#	Answer	%	Count
1	The process takes too much time and effort	2.33%	1
2	The cost is excessive	2.33%	1
3	The number of credits awarded seemed unfair	4.65%	2
4	Other	11.63%	5
5	I was satisfied	79.07%	34
	Total	100%	43

Other

i was not completely informed about it and did not do it

N/a

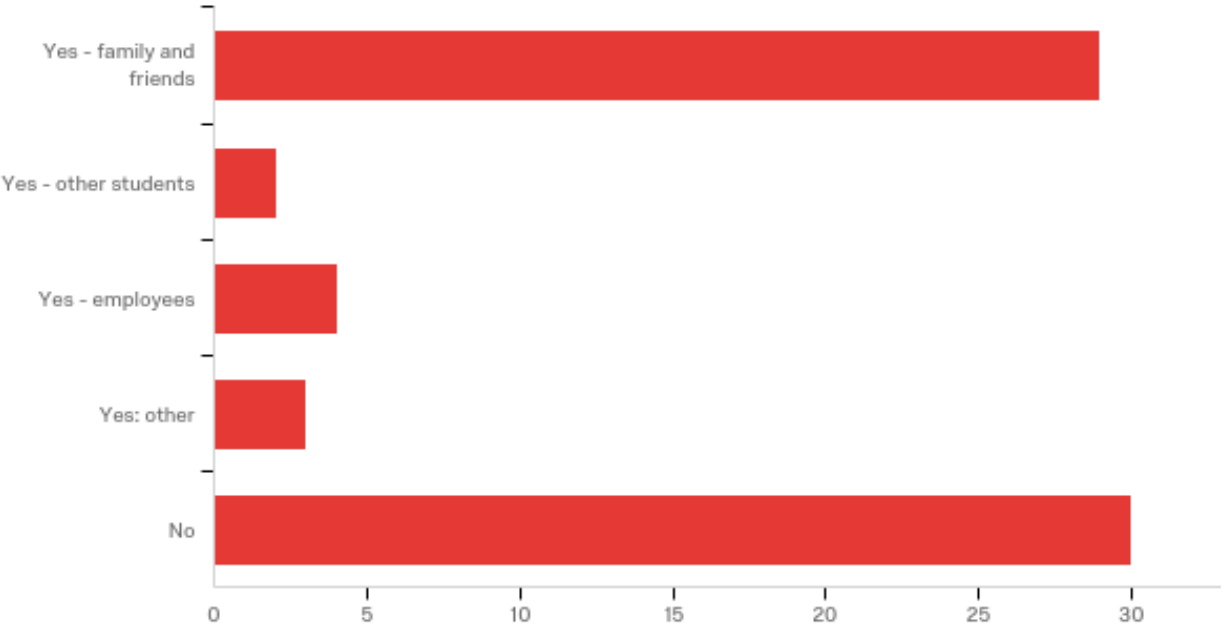
I'm classes i already took that didn't get credited and the classes I payed to retake again didn't seem any different.

Not applicable

**Q30 - After completing the RBA, do you feel you have learned as much - and are as well educated - as other Marshall University graduates?**

#	Answer	%	Count
1	Yes	94.12%	64
2	No	2.94%	2
3	Don't know	2.94%	2
	Total	100%	68

**Q31 - Has anyone ever questioned the value of your RBA degree?**

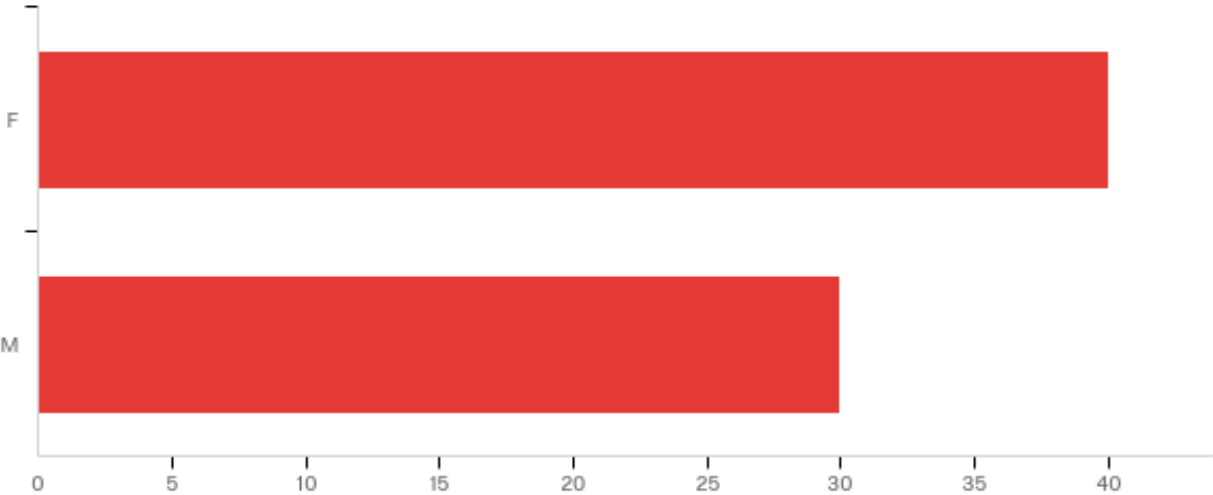


#	Answer	%	Count
1	Yes - family and friends	42.65%	29
2	Yes - other students	2.94%	2
3	Yes - employees	5.88%	4
4	Yes: other	4.41%	3
5	No	44.12%	30
	Total	100%	68

Yes: other

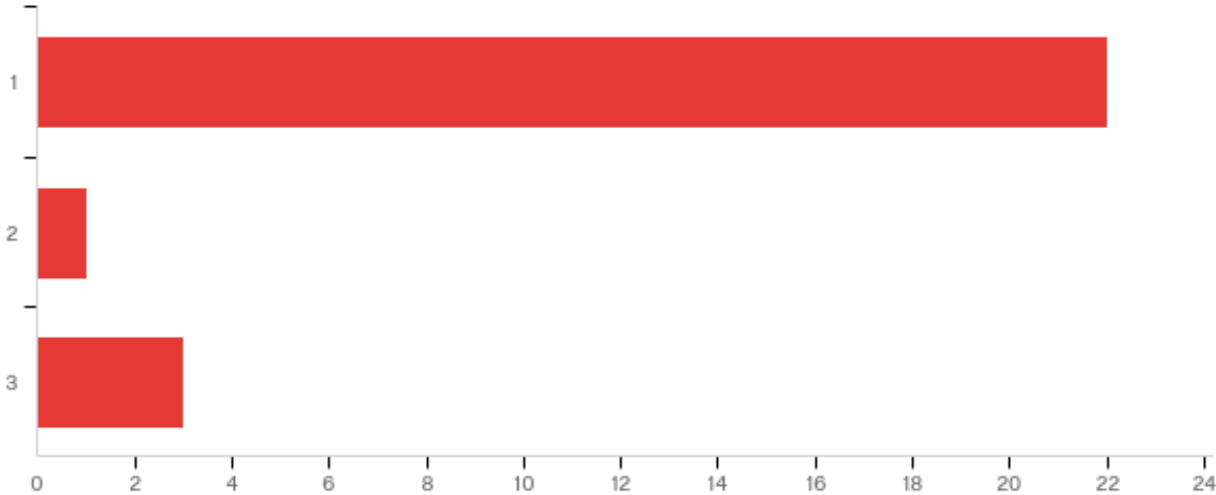
Employers

# Gender



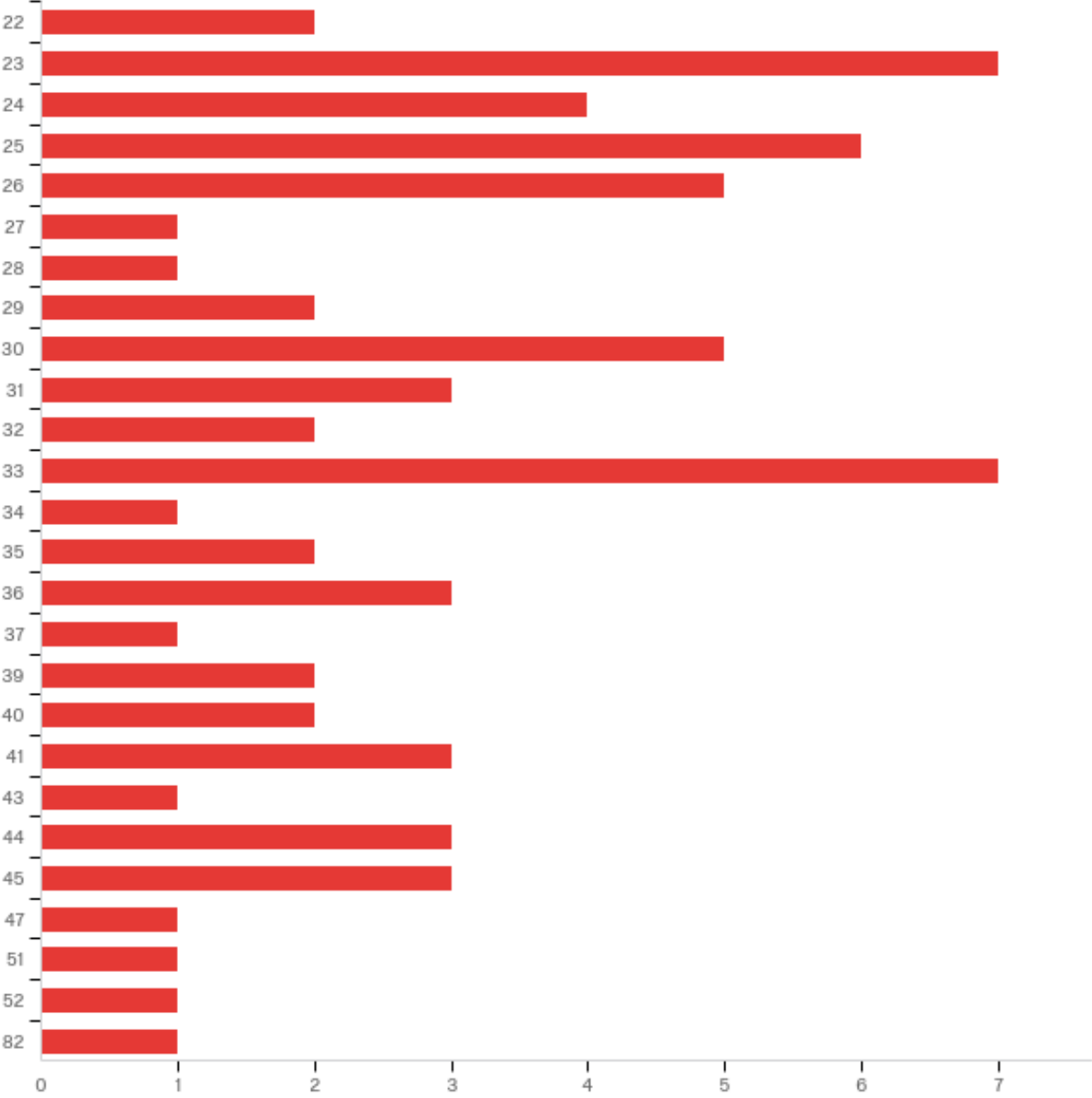
Answer	%	Count
Female	57.14%	40
Male	42.86%	30
Total	100%	70

# Race



Answer	%	Count
Caucasian	84.62%	22
African-American	3.85%	1
Hispanic	11.54%	3
Total	100%	26

# Age

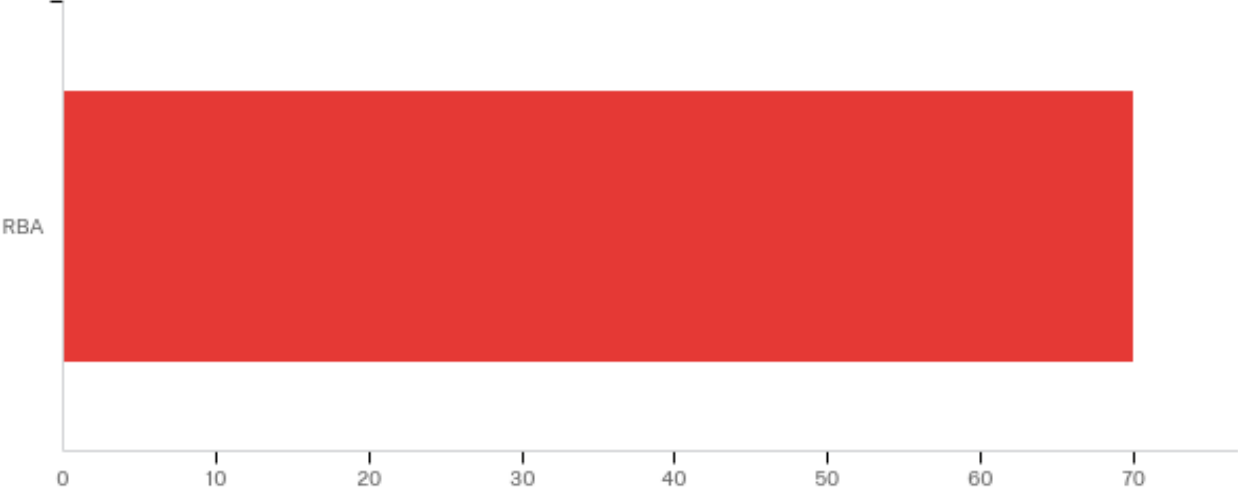


Answer	%	Count
22	2.86%	2
23	10.00%	7
24	5.71%	4
25	8.57%	6
26	7.14%	5

27	1.43%	1
28	1.43%	1
29	2.86%	2
30	7.14%	5
31	4.29%	3
32	2.86%	2
33	10.00%	7
34	1.43%	1
35	2.86%	2
36	4.29%	3
37	1.43%	1
39	2.86%	2
40	2.86%	2
41	4.29%	3
43	1.43%	1
44	4.29%	3
45	4.29%	3
47	1.43%	1
51	1.43%	1
52	1.43%	1
82	1.43%	1
Total	100%	70

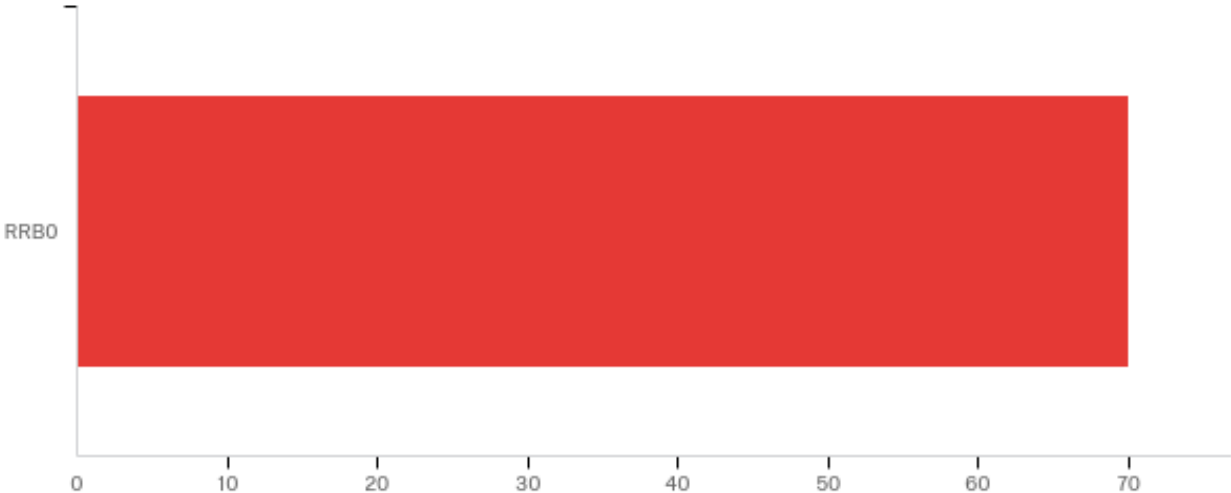


# Degree



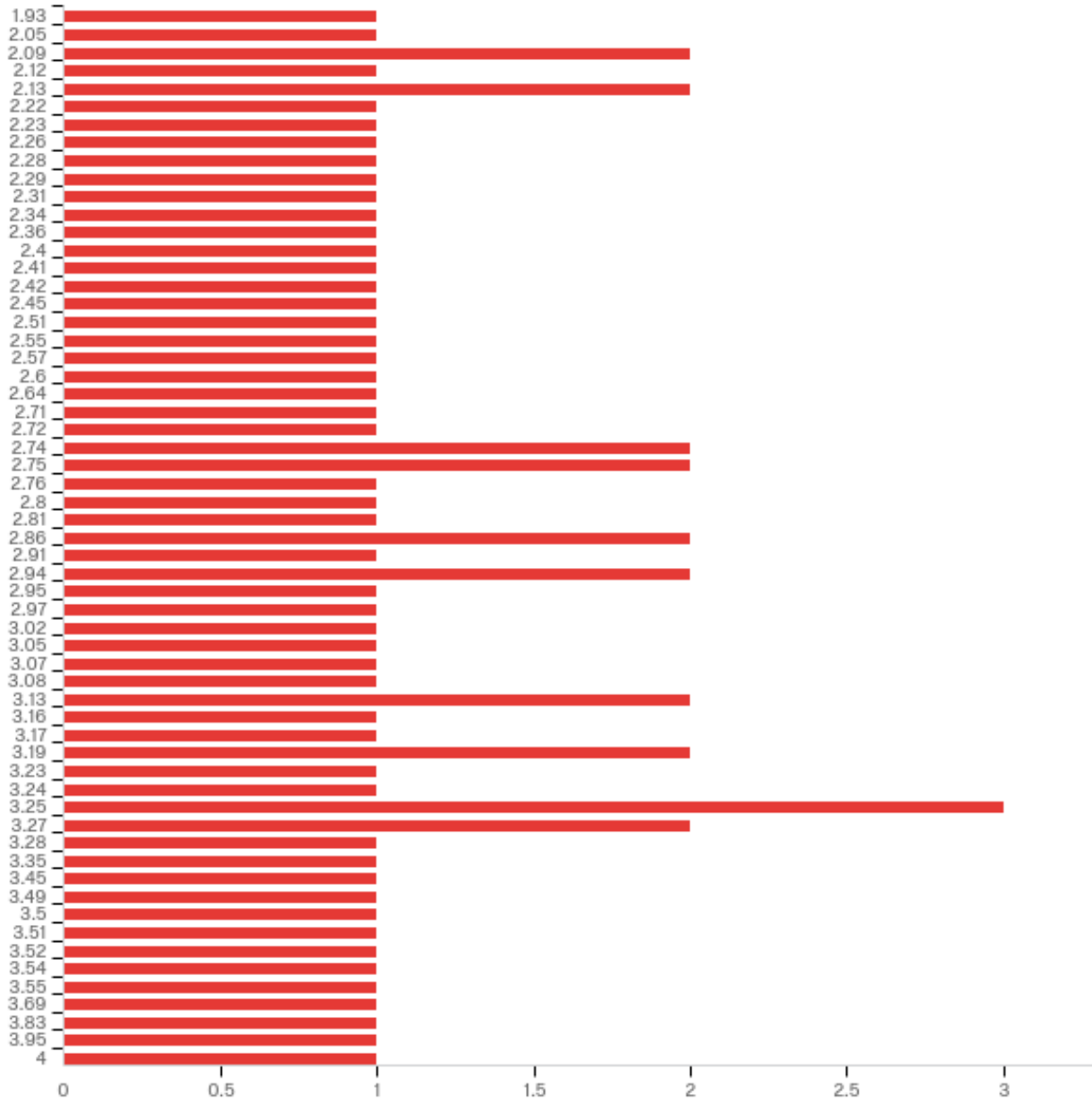
Answer	%	Count
RBA	100.00%	70
Total	100%	70

# Major



Answer	%	Count
RRBO	100.00%	70
Total	100%	70

# GPA



Answer	%	Count
1.93	1.43%	1
2.05	1.43%	1
2.09	2.86%	2
2.12	1.43%	1
2.13	2.86%	2

2.22		1.43%	1
2.23		1.43%	1
2.26		1.43%	1
2.28		1.43%	1
2.29		1.43%	1
2.31		1.43%	1
2.34		1.43%	1
2.36		1.43%	1
2.4		1.43%	1
2.41		1.43%	1
2.42		1.43%	1
2.45		1.43%	1
2.51		1.43%	1
2.55		1.43%	1
2.57		1.43%	1
2.6		1.43%	1
2.64		1.43%	1
2.71		1.43%	1
2.72		1.43%	1
2.74		2.86%	2
2.75		2.86%	2
2.76		1.43%	1
2.8		1.43%	1
2.81		1.43%	1
2.86		2.86%	2
2.91		1.43%	1
2.94		2.86%	2
2.95		1.43%	1
2.97		1.43%	1
3.02		1.43%	1

3.05	1.43%	1
3.07	1.43%	1
3.08	1.43%	1
3.13	2.86%	2
3.16	1.43%	1
3.17	1.43%	1
3.19	2.86%	2
3.23	1.43%	1
3.24	1.43%	1
3.25	4.29%	3
3.27	2.86%	2
3.28	1.43%	1
3.35	1.43%	1
3.45	1.43%	1
3.49	1.43%	1
3.5	1.43%	1
3.51	1.43%	1
3.52	1.43%	1
3.54	1.43%	1
3.55	1.43%	1
3.69	1.43%	1
3.83	1.43%	1
3.95	1.43%	1
4	1.43%	1
Total	100%	70