

## School of Journalism and Mass Communications Survey Results: Calendar Year 2011

**Please note that the scale for all Likert questions ranges from 1 = Very Satisfied to 5 = Very Dissatisfied. Therefore, lower means are more positive than higher means.**

### 1. Family Status

#	Answer		Response	%
1	Married, no children		0	0%
2	Married, with children		1	3%
3	Single, no children		26	90%
4	Single, with children		2	7%
	Total		29	100%

Statistic	Value
Min Value	2
Max Value	4
Mean	3.03
Variance	0.11
Standard Deviation	0.33
Total Responses	29

### 2. Residency at time of admission

#	Answer		Response	%
1	In-State		21	72%
2	Metro		4	14%
3	Out-of-State		4	14%
	Total		29	100%

Statistic	Value
Min Value	1
Max Value	3
Mean	1.41
Variance	0.54
Standard Deviation	0.73
Total Responses	29

**3. Number of semesters enrolled to complete your degree (Note: One semester is equal to fall, spring, or summer, resulting in the potential for three semesters in one year)**

Text Response
8
13
9
3
8
8
10
7
9
11
8
9
10
8
10
4
14
4
9
10
7
8
15
10
10
10
10

Statistic	Value
Total Responses	27

#### 4. While pursuing your degree, did you

#	Answer	Response	%
1	Originally enroll and stay at Marshall	24	83%
2	Transfer from a 2-year institution or community college	0	0%
3	Transfer from another 4-year institution	5	17%
	Total	29	100%

Statistic	Value
Min Value	1
Max Value	3
Mean	1.34
Variance	0.59
Standard Deviation	0.77
Total Responses	29

**5. During the last year of your studies, how many hours a week did you work while attending classes?**

#	Answer		Response	%
1	None		5	17%
2	1 - 10		2	7%
3	11 - 20		7	24%
4	21 - 30		10	34%
5	More than 30		5	17%
	Total		29	100%

Statistic	Value
Min Value	1
Max Value	5
Mean	3.28
Variance	1.78
Standard Deviation	1.33
Total Responses	29

**6. Which of the following best describes your educational objective while attending Marshall University?**

#	Answer		Response	%
1	Begin my first career		27	93%
2	Advance in current career		1	3%
3	Change career		0	0%
4	Non-career objective		1	3%
	Total		29	100%

Statistic	Value
Min Value	1
Max Value	4
Mean	1.14
Variance	0.34
Standard Deviation	0.58
Total Responses	29

## 7. Upon graduation, what was the dollar amount of your educational loan indebtedness?

#	Answer	Response	%
1	No indebtedness	9	31%
2	Up to \$4,999	1	3%
3	\$5,000 - \$9,999	1	3%
4	\$10,000 - \$14,999	6	21%
5	\$15,000 - \$19,999	1	3%
6	Over \$20,000	11	38%
	Total	29	100%

Statistic	Value
Min Value	1
Max Value	6
Mean	3.76
Variance	4.62
Standard Deviation	2.15
Total Responses	29

**8. Did you take part in an internship, practicum or other structured work experience related to your major and anticipated career?**

#	Answer	Response	%
1	Yes	29	100%
2	No	0	0%
	Total	29	100%

Statistic	Value
Min Value	1
Max Value	1
Mean	1.00
Variance	0.00
Standard Deviation	0.00
Total Responses	29












**9. If you answered "yes" to the previous question, did that experience increase your ability to secure employment or employment offers?**

#	Answer	Response	%
1	Yes	19	68%
2	No	1	4%
3	Insufficient information to answer this question	8	29%
	Total	28	100%

Statistic	Value
Min Value	1
Max Value	3
Mean	1.61
Variance	0.84
Standard Deviation	0.92
Total Responses	28



## 10. When I graduate from Marshall University I plan to (check all that apply)

#	Answer		Response	%
1	Attend graduate school		15	54%
2	Complete additional undergraduate coursework		0	0%
3	Continue to work at the same job I have at present		8	29%
4	Enter the military		0	0%
5	Work for a private sector company or corporation		6	21%
6	Work for a local, state, or federal agency		2	7%
7	Work for a volunteer or service organization, e.g. Peace Corps, AmeriCorps, City Year, etc.		0	0%
8	Work for a non-profit organization, e.g. hospital, university, public school, etc.		8	29%
9	Begin my own business		1	4%
10	Start or raise a family		5	18%
11	Take time off (to travel, etc.)		5	18%

12	Undecided or no plans		6	21%
13	Other		3	11%

Other
continue with internship while looking for a job
find a job at a newspaper

Statistic	Value
Min Value	1
Max Value	13
Total Responses	28

**11. If you plan to continue your education and have applied to institutions of higher education, please check all that apply: I have applied to institutions of higher education**

#	Answer		Response	%
1	Within 50 miles of my college town		4	33%
2	Within 50 miles of my home town		2	17%
3	Over 50 miles, but within 500 miles of my college town		2	17%
4	Over 50 miles, but within 500 miles of my home town		2	17%
5	In WV		3	25%
6	In at least one of WV's neighboring states (OH, KY, VA, MD, PA)		3	25%
7	Within the US, but outside the above boundaries		1	8%
8	Internationally		0	0%
9	Other (please specify)		2	17%

**Other (please specify)**

have not applied yet

online

Statistic	Value
Min Value	1
Max Value	9
Total Responses	12

## 12. Have you been accepted by a higher-level educational program?

#	Answer	Response	%
1	Yes		42%
2	No		58%

Statistic	Value
Min Value	1
Max Value	2
Total Responses	12

## 13. If you have been accepted by a higher level institution, what institution do you plan to attend?

Text Response
Pittsburg State University, Pittsburg, Kan.
Marshall University
Duquesne University School of Law
Marshall University Graduate School
The University of Tennessee College of Law

Statistic	Value
Total Responses	5

## 14. While pursuing my degree at Marshall University

#	Question	Strongly Agree	Agree	Neither Agree nor Disagree	Disagree	Strongly Disagree	Responses	Mean
1	I acquired a basic knowledge in general education (humanities and social science courses)	11	13	1	1	0	26	1.69
2	I developed the ability to write effectively	19	6	1	0	0	26	1.31
3	I developed the ability to use mathematics effectively	1	10	9	5	1	26	2.81
4	I had sufficient access to and opportunity to use computers	20	6	0	0	0	26	1.23
5	I increased my competency in basic computer operations	17	7	1	1	0	26	1.46
6	I received training in computers and technology that was appropriate for my major field	16	9	1	0	0	26	1.42
7	I acquired	18	6	2	0	0	26	1.38

	sufficient skills and knowledge to prepare for career-related positions							
8	I developed the ability to express myself effectively through speaking	16	7	3	0	0	26	1.50
9	I developed multicultural and global perspectives	10	13	3	0	0	26	1.73
10	I found the writing intensive courses I took valuable	7	13	3	2	1	26	2.12
11	I developed critical thinking skills	14	11	1	0	0	26	1.50
12	I broadened my appreciation for the arts	11	11	2	1	1	26	1.85
13	I found that the science courses I took increased my understanding of the scientific processes	2	7	7	8	2	26	3.04
14	I found the capstone (senior seminar) in my major valuable	16	9	0	1	0	26	1.46



## 15. Now that I have completed my degree,

#	Question	Strongly Agree	Agree	Neither Agree nor Disagree	Disagree	Strongly Disagree	Responses	Mean
1	I feel adequately prepared for a career and/or graduate or professional study in my major field.	11	13	0	2	0	26	1.73
2	I believe that Marshall University's program in my major field is of high quality.	14	10	2	0	0	26	1.54
3	I would recommend to others that they study the same program at Marshall.	13	10	3	0	0	26	1.62
4	I would recommend Marshall to prospective students.	11	15	0	0	0	26	1.58



Statistic	I feel adequately prepared for a career and/or graduate or professional study in my major field.	I believe that Marshall University's program in my major field is of high quality.	I would recommend to others that they study the same program at Marshall.	I would recommend Marshall to prospective students.
Min Value	1	1	1	1
Max Value	4	3	3	2
Mean	1.73	1.54	1.62	1.58
Variance	0.68	0.42	0.49	0.25
Standard Deviation	0.83	0.65	0.70	0.50
Total Responses	26	26	26	26

**16. Please rate your level of satisfaction with the quality of the following at Marshall:**

#	Question	Very Satisfied	Satisfied	Neutral	Dissatisfied	Very Dissatisfied	Responses	Mean
1	Teaching	9	16	0	0	0	25	1.64
2	Advising	7	12	4	2	0	25	2.04
3	Academic Support Services	5	12	6	2	0	25	2.20
4	Classroom/Lab Facilities	6	14	4	1	0	25	2.00

Statistic	Teaching	Advising	Academic Support Services	Classroom/Lab Facilities
Min Value	1	1	1	1
Max Value	2	4	4	4
Mean	1.64	2.04	2.20	2.00
Variance	0.24	0.79	0.75	0.58
Standard Deviation	0.49	0.89	0.87	0.76
Total Responses	25	25	25	25

## 17. When I graduate, I plan to

#	Answer		Response	%
1	Be employed		17	65%
2	Further my education		9	35%
3	Other		2	8%

### Other

undecided

do both at the same time

Statistic	Value
Min Value	1
Max Value	3
Total Responses	26

## 18. If you plan to be employed after graduation, will your job be in the career path you have chosen?

#	Answer		Response	%
1	Yes		7	41%
2	No		0	0%
3	Don't know yet		10	59%
	Total		17	100%

Statistic	Value
Min Value	1
Max Value	3
Mean	2.18
Variance	1.03
Standard Deviation	1.01
Total Responses	17

### 19. If you plan to be employed after graduation, will your job be in your major field?

#	Answer	Response	%
1	Yes	6	35%
2	No	0	0%
3	Don't know yet	11	65%
	Total	17	100%

Statistic	Value
Min Value	1
Max Value	3
Mean	2.29
Variance	0.97
Standard Deviation	0.99
Total Responses	17

### 20. If you plan to be employed after graduation, will your job be

#	Answer	Response	%
1	In WV?	6	35%
2	In KY, OH, PA, VA, or MD?	4	24%
3	In a state other than one mentioned above?	7	41%
4	In a country other than the US?	0	0%
	Total	17	100%

Statistic	Value
Min Value	1
Max Value	3
Mean	2.06
Variance	0.81
Standard Deviation	0.90
Total Responses	17

**21. If you plan to be employed after graduation, will your job be (choose all that apply):**

#	Answer	Response	%
1	within 50 miles of your college town?	7	41%
2	within 50 miles of your home town?	4	24%
3	over 50 miles, but within 500 miles of your college town?	2	12%
4	over 50 miles, but within 500 miles of your home town?	4	24%
5	over 500 miles from your college town	4	24%
6	over 500 miles from your home town	5	29%

Statistic	Value
Min Value	1
Max Value	6
Total Responses	17

## 22. If you have accepted employment, what will be your starting salary?

#	Answer	Response	%
1	\$10,000 or less	1	6%
2	\$10,001 - \$15,000	0	0%
3	\$15,001 - \$20,000	0	0%
4	\$20,001 - \$25,000	1	6%
5	\$25,001 - \$30,000	0	0%
6	\$30,001 - \$35,000	0	0%
7	\$35,001 - \$40,000	0	0%
8	\$40,001 - \$45,000	1	6%
9	\$45,001 - \$50,000	0	0%
10	More than \$50,000	0	0%
11	I have not yet accepted employment	14	82%
	Total	17	100%

Statistic	Value
Min Value	1
Max Value	11
Mean	9.82
Variance	8.40
Standard Deviation	2.90
Total Responses	17

### 23. For the position indicated above, who is your employer?

#### Text Response

I'm currently working part time for the Herald-Dispatch, but will be seeking other employment after graduation.

WOWK TV 13

WSAZ-TV





Statistic	Value
Total Responses	3

### 24. Did you use Career Services to help you with your career path?

#	Answer	Response	%
1	Yes	6	23%
2	No	20	77%
	Total	26	100%

Statistic	Value
Min Value	1
Max Value	2
Mean	1.77
Variance	0.18
Standard Deviation	0.43
Total Responses	26

**25. If you answered "yes" to the previous question, please indicate all services used.**

#	Answer		Response	%
1	Marshall JobTrax		5	83%
2	Resume assistance		4	67%
3	Career Advising		1	17%
4	Mock Interviewing		0	0%
5	On-campus recruitment event		0	0%
6	Career Fair		1	17%
7	Other		0	0%

Other

Statistic	Value
Min Value	1
Max Value	6
Total Responses	6

**26. Gender**

Value	Total
F	23
M	6

## 27. Race

Value	Total
White	26
African-American	2
Asian or Pacific Islander	1

## 28. Age

Value	Total
22	13
25	2
23	5
21	5
27	1
24	2
26	1

## 29. Degree

Value	Total
BA	29

## 30. Major

Value	Total
Public Relations	14
Advertising	6
Print Journalism	4
Online Journalism	1
Broadcast Journalism	4



## 31. GPA

Value	Total
3.24	1
2.73	1
3.35	2
3.67	1
3.45	2
2.86	2
3.74	1
3.44	1
2.83	2
3.01	1
3.97	2
2.92	1
3.1	1
3.89	1
3.51	1
3.26	2
3.53	1
2.47	1
2.59	1
3.17	1
2.87	1
2.88	1
2.77	1