

Graduation Survey Results: Marshall University's College of Information Technology and Engineering: Academic Year 2012 – 2013

Total Responses = 32/64 (50% response rate)

1. Family Status

#	Answer		Response	%
1	Married, no children		5	16%
2	Married, with children		3	9%
3	Single, no children		24	75%
4	Single, with children		0	0%
	Total		32	100%

2. Residence at time of admission

#	Answer		Response	%
1	In-State		22	69%
2	Metro		7	22%
3	Out-of-State		3	9%
	Total		32	100%

3. Number of semesters enrolled to complete your degree (Note: One semester is equal to fall, spring, or summer, resulting in the potential for three semesters in one year)

#	Answer		Response	%
1	Fewer than 8 semesters		2	6%
2	8 semesters		10	31%
3	9 semesters		3	9%
4	10 semesters		3	9%
5	11 semesters		4	13%
6	12 semesters		4	13%
7	13 semesters		0	0%
8	14 semesters		4	13%
9	15 semesters		2	6%
10	16 semesters		0	0%
11	17 semesters		0	0%
12	18 semesters		0	0%
13	19 semesters		0	0%
14	20 semesters		0	0%
15	More than 20 semesters		0	0%
	Total		32	100%

4. While pursuing your degree, did you

#	Answer		Response	%
1	Originally enroll and stay at Marshall		26	81%
2	Transfer from a 2-year institution or community college		3	9%
3	Transfer from another 4-year institution		3	9%
	Total		32	100%

5. During the last year of your studies, how many hours a week did you work while attending classes?

#	Answer		Response	%
1	None		7	23%
2	1 - 10		4	13%
3	11 - 20		7	23%
4	21 - 30		5	17%
5	More than 30		7	23%
	Total		30	100%

6. Which of the following best describes your educational objective while attending Marshall University?

#	Answer		Response	%
1	Begin my first career		25	78%
2	Advance in current career		2	6%
3	Change career		5	16%
4	Non-career objective		0	0%
	Total		32	100%

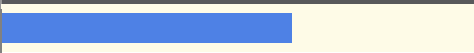


7. Upon graduation, what was the dollar amount of your educational loan indebtedness?

#	Answer		Response	%
1	No indebtedness		10	31%
2	Up to \$4,999		1	3%
3	\$5,000 - \$9,999		0	0%
4	\$10,000 - \$14,999		1	3%
5	\$15,000 - \$19,999		3	9%
6	Over \$20,000		17	53%
	Total		32	100%











8. Did you take part in an internship, practicum or other structured work experience related to your major and anticipated career?

#	Answer		Response	%
1	Yes		23	72%
2	No		9	28%
	Total		32	100%

9. If you answered "yes" to the previous question, did that experience increase your ability to secure employment or employment offers?

#	Answer		Response	%
1	Yes		14	61%
2	No		2	9%
3	Insufficient information to answer this question		7	30%
	Total		23	100%

10. When I graduate from Marshall University I plan to (check all that apply)

#	Answer		Response	%
1	Attend graduate school		5	16%
2	Complete additional undergraduate coursework		1	3%
3	Continue to work at the same job I have at present		5	16%
4	Enter the military		1	3%
5	Work for a private sector company or corporation		17	53%
6	Work for a local, state, or federal agency		16	50%
7	Work for a volunteer or service organization, e.g. Peace Corps, AmeriCorps, City Year, etc.		0	0%
8	Work for a non-profit organization, e.g. hospital, university, public school, etc.		2	6%
9	Begin my own business		3	9%
10	Start or raise a family		6	19%
11	Take time off (to travel, etc.)		4	13%

12	Undecided or no plans		2	6%
13	Other		0	0%

11. If you plan to continue your education and have applied to institutions of higher education, please check all that apply: I have applied to institutions of higher education

#	Answer		Response	%
1	Within 50 miles of my college town		2	40%
2	Within 50 miles of my home town		2	40%
3	Over 50 miles, but within 500 miles of my college town		1	20%
4	Over 50 miles, but within 500 miles of my home town		1	20%
5	In WV		1	20%
6	In at least one of WV's neighboring states (OH, KY, VA, MD, PA)		3	60%
7	Within the US, but outside the above boundaries		1	20%
8	Internationally		1	20%
9	Other (please specify)		1	20%

Other (please specify)

Only Marshall University

12. Have you been accepted by a higher-level educational program?

#	Answer		Response	%
1	Yes		1	20%
2	No		4	80%

13. If you have been accepted by a higher level institution, what institution do you plan to attend?

Text Response

Marshall university

14. While pursuing my degree at Marshall University

#	Question	Strongly Agree	Agree	Neither Agree nor Disagree	Disagree	Strongly Disagree	Total Responses	Mean
1	I developed the ability to write effectively.	10	16	3	2	0	31	1.90
2	I developed the ability to use mathematics in everyday life.	13	13	4	1	0	31	1.77
3	I learned to find scholarly information, to evaluate it critically and to use it effectively.	10	17	2	2	0	31	1.87
4	I gained expertise in the use of technology important in my major field.	17	11	1	1	1	31	1.65
5	I acquired sufficient skills and knowledge to prepare for career-related positions.	11	16	1	2	1	31	1.90
6	I developed the ability to express myself effectively through speaking.	7	17	6	1	0	31	2.03
7	I developed multicultural and global perspectives.	6	13	11	1	0	31	2.23
8	Writing intensive courses helped me to improve my writing skills.	8	8	9	5	1	31	2.45
9	My classes challenged me to analyze and	7	16	7	0	1	31	2.10

	evaluate issues and to solve real-world problems in a manner that is ethical and supportive of our civic well being.							
10	I broadened my appreciation for the arts.	3	8	11	7	2	31	2.90
11	My capstone course challenged me to do my best work.	11	14	5	0	1	31	1.90
12	I learned to examine issues from multiple perspectives.	10	15	4	1	1	31	1.97
13	I learned to use what I know to solve novel problems.	7	17	5	1	1	31	2.10
14	I learned to analyze my own values and to examine other viewpoints and credible evidence.	9	16	4	1	1	31	2.00

15. Now that I have completed my degree,

#	Question	Strongly Agree	Agree	Neither Agree nor Disagree	Disagree	Strongly Disagree	Total Responses	Mean
1	I feel adequately prepared for a career and/or graduate or professional study in my major field.	11	14	4	1	1	31	1.94
2	I believe that Marshall University's program in my major field is of high quality.	12	13	5	0	1	31	1.87
3	I would recommend to others that they study the same program at Marshall.	14	13	3	0	1	31	1.74
4	I would recommend Marshall to prospective students.	11	15	5	0	0	31	1.81

16. Please rate your level of satisfaction with the quality of the following at Marshall:

#	Question	Very Satisfied	Satisfied	Neutral	Dissatisfied	Very Dissatisfied	Total Responses	Mean
1	Teaching	10	16	3	2	0	31	1.90
2	Advising	5	15	8	3	0	31	2.29
3	Academic Support Services	5	12	11	1	2	31	2.45
4	Classroom/Lab Facilities	5	18	5	1	2	31	2.26

17. When I graduate, I plan to

#	Answer		Response	%
1	Be employed		28	90%
2	Further my education		9	29%
3	Other		3	10%

Other

Military?

Work

18. If you plan to be employed after graduation, will your job be in the career path you have chosen?

#	Answer		Response	%
1	Yes		25	89%
2	No		0	0%
3	Don't know yet		3	11%
	Total		28	100%

19. If you plan to be employed after graduation, will your job be in your major field?

#	Answer		Response	%
1	Yes		24	86%
2	No		1	4%
3	Don't know yet		3	11%
	Total		28	100%






20. If you plan to be employed after graduation, will your job be

#	Answer		Response	%
1	In WV?		17	61%
2	In KY, OH, PA, VA, or MD?		7	25%
3	In a state other than one mentioned above?		2	7%
4	In a country other than the US?		2	7%
	Total		28	100%

21. If you plan to be employed after graduation, will your job be (choose all that apply):

#	Answer		Response	%
1	within 50 miles of your college town?		14	50%
2	within 50 miles of your home town?		15	54%
3	over 50 miles, but within 500 miles of your college town?		4	14%
4	over 50 miles, but within 500 miles of your home town?		5	18%
5	over 500 miles from your college town		4	14%
6	over 500 miles from your home town		4	14%

22. If you have accepted employment, what will be your starting salary?

#	Answer		Response	%
1	\$10,000 or less		0	0%
2	\$10,001 - \$15,000		0	0%
3	\$15,001 - \$20,000		0	0%
4	\$20,001 - \$25,000		0	0%
5	\$25,001 - \$30,000		0	0%
6	\$30,001 - \$35,000		0	0%
7	\$35,001 - \$40,000		2	7%
8	\$40,001 - \$45,000		4	14%
9	\$45,001 - \$50,000		1	4%
10	More than \$50,000		4	14%
11	I have not yet accepted employment		17	61%
	Total		28	100%







23. For the position indicated above, who is your employer?

Text Response
Central Environmental Services
WVDOH
Marathon Petroleum Company
Orders Construction Company, Inc.
Walmart
Engines Inc. of Ohio
State of WV
Burgess & Niple
Brickstreet Mutual Insurance
US Army Corps of Engineers
US Department of Defense

24. Did you use Career Services to help you with your career path?

#	Answer	Response	%
1	Yes	10	32%
2	No	21	68%
	Total	31	100%

25. If you answered "yes" to the previous question, please indicate all services used.

#	Answer		Response	%
1	Marshall JobTrax		8	80%
2	Resume assistance		5	50%
3	Career Advising		1	10%
4	Mock Interviewing		3	30%
5	On-campus recruitment event		2	20%
6	Career Fair		3	30%
7	Other		0	0%

26. Please indicate your level of satisfaction with these elements of your experience in the College of Information Technology and Engineering:

#	Question	Very Satisfied	Satisfied	Neutral	Dissatisfied	Very Dissatisfied	Total Responses	Mean
1	Availability of academic advising and quality of advising	7	20	0	3	0	30	1.97
2	Availability of courses	3	17	5	4	1	30	2.43
3	Responsiveness to student needs	9	15	4	1	1	30	2.00
4	Quality/Effectiveness of classroom teaching	13	14	1	2	0	30	1.73

27. Gender

Value	Total
Male	27
Female	5

28. Race

Value	Total
White	28
African American	2
Hispanic	1
[No Value]	1

29. Age

Value	Total
23	8
25	3
22	3
24	6
34	2
30	1
32	1
28	2
21	3
40	1
33	2

30. Degree

Value	Total
BS	19
BSE	13

31. Major

Value	Total
TS10	8
TC10	11
TE20	13

32. Minor_1

Value	Total
VPSY	4
VHST	1
VMTH	5
[No Value]	22

33. Minor_2

Value	Total
VPHY	1
[No Value]	31

34. GPA

Value	Total
2.98	2
2.97	1
3.37	1
2.8	1
3.88	1
2.1	1
3.56	1
3.8	1
3.32	2
3	1
3.29	1
3.04	2
2.38	3
3.34	1
2.43	1
2.51	1
2.39	1
2.71	1
3.89	1
3.33	1
3.79	1
3.07	1
3.84	1
3.74	1
3.51	1
3.55	1
2.81	1