

Graduation Survey Results: Marshall University's College of Education: Academic Year 2012 – 2013

Total Responses = 110/195 (56% response rate)

1. Family Status

#	Answer		Response	%
1	Married, no children		12	11%
2	Married, with children		13	12%
3	Single, no children		77	71%
4	Single, with children		7	6%
	Total		109	100%

2. Residence at time of admission

#	Answer		Response	%
1	In-State		79	72%
2	Metro		17	16%
3	Out-of-State		13	12%
	Total		109	100%

3. Number of semesters enrolled to complete your degree (Note: One semester is equal to fall, spring, or summer, resulting in the potential for three semesters in one year)

#	Answer		Response	%
1	Fewer than 8 semesters		12	11%
2	8 semesters		14	13%
3	9 semesters		22	20%
4	10 semesters		21	19%
5	11 semesters		11	10%
6	12 semesters		12	11%
7	13 semesters		6	6%
8	14 semesters		5	5%
9	15 semesters		2	2%
10	16 semesters		1	1%
11	17 semesters		1	1%
12	18 semesters		0	0%
13	19 semesters		0	0%
14	20 semesters		0	0%
15	More than 20 semesters		2	2%
	Total		109	100%

4. While pursuing your degree, did you

#	Answer		Response	%
1	Originally enroll and stay at Marshall		73	66%
2	Transfer from a 2-year institution or community college		24	22%
3	Transfer from another 4-year institution		13	12%
	Total		110	100%

5. During the last year of your studies, how many hours a week did you work while attending classes?

#	Answer		Response	%
1	None		25	23%
2	1 - 10		12	11%
3	11 - 20		39	35%
4	21 - 30		19	17%
5	More than 30		15	14%
	Total		110	100%

6. Which of the following best describes your educational objective while attending Marshall University?

#	Answer		Response	%
1	Begin my first career		95	86%
2	Advance in current career		2	2%
3	Change career		12	11%
4	Non-career objective		1	1%
	Total		110	100%

7. Upon graduation, what was the dollar amount of your educational loan indebtedness?

#	Answer		Response	%
1	No indebtedness		39	35%
2	Up to \$4,999		6	5%
3	\$5,000 - \$9,999		3	3%
4	\$10,000 - \$14,999		9	8%
5	\$15,000 - \$19,999		10	9%
6	Over \$20,000		43	39%
	Total		110	100%












8. Did you take part in an internship, practicum or other structured work experience related to your major and anticipated career?



#	Answer		Response	%
1	Yes		66	60%
2	No		44	40%
	Total		110	100%

9. If you answered "yes" to the previous question, did that experience increase your ability to secure employment or employment offers?

#	Answer		Response	%
1	Yes		34	52%
2	No		4	6%
3	Insufficient information to answer this question		28	42%
	Total		66	100%

10. When I graduate from Marshall University I plan to (check all that apply)

#	Answer		Response	%
1	Attend graduate school		67	61%
2	Complete additional undergraduate coursework		9	8%
3	Continue to work at the same job I have at present		11	10%
4	Enter the military		1	1%
5	Work for a private sector company or corporation		1	1%
6	Work for a local, state, or federal agency		27	25%
7	Work for a volunteer or service organization, e.g. Peace Corps, AmeriCorps, City Year, etc.		6	5%
8	Work for a non-profit organization, e.g. hospital, university, public school, etc.		47	43%
9	Begin my own business		2	2%
10	Start or raise a family		22	20%
11	Take time off (to travel, etc.)		2	2%

12	Undecided or no plans		8	7%
13	Other		8	7%



Other	
Begin Teaching	teach
Work	Teach School
do a jig	Get a job within my career field
Get a job within my career field	teach

11. If you plan to continue your education and have applied to institutions of higher education, please check all that apply: I have applied to institutions of higher education

#	Answer		Response	%
1	Within 50 miles of my college town		12	30%
2	Within 50 miles of my home town		5	13%
3	Over 50 miles, but within 500 miles of my college town		4	10%
4	Over 50 miles, but within 500 miles of my home town		4	10%
5	In WV		21	53%
6	In at least one of WV's neighboring states (OH, KY, VA, MD, PA)		3	8%
7	Within the US, but outside the above boundaries		2	5%
8	Internationally		1	3%
9	Other (please specify)		3	8%

Other (please specify)
have not started applying yet
Have not applied yet
No Idea Yet

12. Have you been accepted by a higher-level educational program?

#	Answer		Response	%
1	Yes		5	9%
2	No		50	91%

13. If you have been accepted by a higher level institution, what institution do you plan to attend?

Text Response

The Ohio State University

Marshall University Graduate College

Marshall University

Franciscan University of Steubenville

14. While pursuing my degree at Marshall University

#	Question	Strongly Agree	Agree	Neither Agree nor Disagree	Disagree	Strongly Disagree	Total Responses	Mean
1	I developed the ability to write effectively.	23	71	14	1	0	109	1.94
2	I developed the ability to use mathematics in everyday life.	17	53	28	11	0	109	2.30
3	I learned to find scholarly information, to evaluate it critically and to use it effectively.	29	67	9	4	0	109	1.89
4	I gained expertise in the use of technology important to my major field.	23	65	12	9	0	109	2.06
5	I acquired sufficient skills and knowledge to prepare for career-related positions.	28	67	8	3	1	107	1.90
6	I developed the ability to express myself effectively through speaking.	31	63	10	5	0	109	1.90
7	I developed multicultural and global perspectives.	22	68	14	4	1	109	2.03
8	Writing intensive courses helped me to improve my writing skills.	21	51	21	14	2	109	2.31
9	My classes challenged me to analyze and evaluate issues and	18	68	17	6	0	109	2.10

	to solve real-word problems in a manner that is ethical and supportive of our civic well being.							
10	I broadened my appreciation for the arts.	22	47	27	9	2	107	2.27
11	My capstone course challenged me to do my best work.	52	38	10	6	2	108	1.78
12	I learned to examine issues from multiple perspectives.	40	62	4	1	1	108	1.71
13	I learned to use what I know to solve novel problems.	33	57	18	0	0	108	1.86
14	I learned to assess my own values and to examine other viewpoints and credible evidence.	41	53	12	2	0	108	1.77

15. Now that I have completed my degree,

#	Question	Strongly Agree	Agree	Neither Agree nor Disagree	Disagree	Strongly Disagree	Total Responses	Mean
1	I feel adequately prepared for a career and/or graduate or professional study in my major field.	36	62	2	7	1	108	1.84
2	I believe that Marshall University's program in my major field is of high quality.	22	43	23	15	5	108	2.43
3	I would recommend to others that they study the same program at Marshall.	24	48	18	13	5	108	2.32
4	I would recommend Marshall to prospective students.	30	53	18	5	1	107	2.01

16. Please rate your level of satisfaction with the quality of the following at Marshall:

#	Question	Very Satisfied	Satisfied	Neutral	Dissatisfied	Very Dissatisfied	Total Responses	Mean
1	Teaching	19	70	15	4	0	108	2.04
2	Advising	24	36	22	19	7	108	2.53
3	Academic Support Services	19	41	31	16	1	108	2.44
4	Classroom/Lab Facilities	10	59	31	8	0	108	2.34

17. When I graduate, I plan to

#	Answer		Response	%
1	Be employed		97	89%
2	Further my education		55	50%
3	Other		3	3%

Other

Both be employed and further my education
survive

18. If you plan to be employed after graduation, will your job be in the career path you have chosen?

#	Answer		Response	%
1	Yes		82	85%
2	No		2	2%
3	Don't know yet		12	13%
	Total		96	100%

19. If you plan to be employed after graduation, will your job be in your major field?

#	Answer		Response	%
1	Yes		78	82%
2	No		4	4%
3	Don't know yet		13	14%
	Total		95	100%

20. If you plan to be employed after graduation, will your job be

#	Answer		Response	%
1	In WV?		70	72%
2	In KY, OH, PA, VA, or MD?		17	18%
3	In a state other than one mentioned above?		7	7%
4	In a country other than the US?		3	3%
	Total		97	100%

21. If you plan to be employed after graduation, will your job be (choose all that apply):

#	Answer		Response	%
1	within 50 miles of your college town?		42	43%
2	within 50 miles of your home town?		45	46%
3	over 50 miles, but within 500 miles of your college town?		14	14%
4	over 50 miles, but within 500 miles of your home town?		11	11%
5	over 500 miles from your college town		5	5%
6	over 500 miles from your home town		10	10%

22. If you have accepted employment, what will be your starting salary?

#	Answer	Response	%
1	\$10,000 or less	1	1%
2	\$10,001 - \$15,000	1	1%
3	\$15,001 - \$20,000	1	1%
4	\$20,001 - \$25,000	2	2%
5	\$25,001 - \$30,000	13	14%
6	\$30,001 - \$35,000	10	10%
7	\$35,001 - \$40,000	4	4%
8	\$40,001 - \$45,000	0	0%
9	\$45,001 - \$50,000	2	2%
10	More than \$50,000	0	0%
11	I have not yet accepted employment	62	65%
	Total	96	100%








23. For the position indicated above, who is your employer?

Text Response
Higher education
board of education
WVDE
West Virginia Department of Education
West Virginia Dept. of Education
West Virginia Board of Education
Cabell county
Children's Place Early Learning Center
County Board of Education
World Evangelization for Christ
Marshall Child Development Academy
Department of education
Restaurant
West Virginia Department of Education
Cabell County
Cabell County Schools
Board of Education

24. Did you use Career Services to help you with your career path?

#	Answer	Response	%
1	Yes	29	27%
2	No	77	73%
	Total	106	100%

25. If you answered "yes" to the previous question, please indicate all services used.

#	Answer		Response	%
1	Marshall JobTrax		20	74%
2	Resume assistance		20	74%
3	Career Advising		5	19%
4	Mock Interviewing		2	7%
5	On-campus recruitment event		5	19%
6	Career Fair		10	37%
7	Other		1	4%

Other
Educator Expo

26. Please indicate your level of satisfaction with these elements of your experience in the College of Education:

#	Question	Very Satisfied	Satisfied	Neutral	Dissatisfied	Very Dissatisfied	Total Responses	Mean
1	Organization and clarity of instruction	9	52	26	16	5	108	2.59
2	Intellectual challenge of courses	9	65	22	12	0	108	2.34
3	Preparation for serving diverse populations	14	67	22	5	0	108	2.17
4	Effective use of critical thinking as a method of teaching	22	62	16	6	1	107	2.08
5	Effective use of a variety of teaching strategies by MU faculty	14	70	11	11	1	107	2.21
6	Preparation for use of technology	15	53	14	20	6	108	2.53
7	Respect for students' abilities and ideas	25	70	11	1	1	108	1.92
8	Relation between coursework and field experiences	20	57	13	13	5	108	2.31
9	Value of field experiences	42	48	11	6	1	108	1.85
10	Delivery of content knowledge by faculty	18	60	23	7	0	108	2.18
11	Relation between class	17	69	17	4	1	108	2.10

	work and exams							
12	Role modeling of professional behavior by faculty	27	57	14	8	1	107	2.06

27. Gender

Value	Total
Female	92
Male	18

28. Race

Value	Total
White	95
African American	1
[No Value]	14

29. Age

Value	Total
22	37
23	17
26	9
32	4
21	12
33	2
29	1
24	10
46	2
25	6
39	1
28	3
38	1
37	1
43	1
30	2
36	1

30. Degree

Value	Total
BA	110

31. Major

Value	Total
EC10	2
EF10	5
ES00	39
EE00	63
ECE0	1

32. Minor_1

Value	Total
VPSY	2
VGEO	3
VHST	5
VMTH	1
VSPN	1
VHS4	1
VMGT	1
[No Value]	96

33. Minor_2

Value	Total
VCJO	1
VHST	1
[No Value]	108

34. GPA

Value	Total
3.29	2
2.98	2
3.42	1
3.13	2
3.12	2
3.03	4
3.52	2
3.07	1
3.26	1
3.97	2
3.87	1
3.18	1
3.11	1
3.35	2
3.25	2
3.84	3
3.6	1
3.85	3
3.08	2
3.51	1
2.95	2
2.81	1
3.76	1
3.21	1
3.15	1
3.71	2
3.46	3
3.4	1
3.78	2
3.41	1
3.48	1
3.39	2
2.9	1

2.96	1
3.27	1
3.38	2
3.02	1
3.59	1
2.75	2
2.99	2
3.58	1
2.69	1
3.01	1
2.94	1
3.2	2
3.3	1
3.69	1
3.55	1
3.31	1
3.14	2
3.05	1
3.53	1
3.8	1
3.68	2
3.65	2
3.92	1
3.75	1
3.47	1
3.43	1
3.79	2
3.57	1
3.28	1
3.45	2
2.86	2
2.97	1
3.56	1
2.83	1
3.9	1
2.89	1

3	1
3.33	1
2.7	1
3.89	1
2.91	2
2.79	1
3.49	1
3.7	1