

## Graduation Survey Results: Marshall University's College of Health Professions: Academic Year 2012 – 2013

**Total Responses = 118/351 (34% response rate)**

### 1. Family Status

#	Answer		Response	%
1	Married, no children		12	10%
2	Married, with children		19	16%
3	Single, no children		80	68%
4	Single, with children		6	5%
	Total		117	100%

### 2. Residence at time of admission

#	Answer		Response	%
1	In-State		88	75%
2	Metro		16	14%
3	Out-of-State		13	11%
	Total		117	100%

**3. Number of semesters enrolled to complete your degree (Note: One semester is equal to fall, spring, or summer, resulting in the potential for three semesters in one year)**

#	Answer		Response	%
1	Fewer than 8 semesters		24	20%
2	8 semesters		34	29%
3	9 semesters		14	12%
4	10 semesters		18	15%
5	11 semesters		6	5%
6	12 semesters		10	8%
7	13 semesters		1	1%
8	14 semesters		1	1%
9	15 semesters		2	2%
10	16 semesters		1	1%
11	17 semesters		1	1%
12	18 semesters		3	3%
13	19 semesters		0	0%
14	20 semesters		2	2%
15	More than 20 semesters		1	1%
	Total		118	100%

#### 4. While pursuing your degree, did you

#	Answer		Response	%
1	Originally enroll and stay at Marshall		87	74%
2	Transfer from a 2-year institution or community college		11	9%
3	Transfer from another 4-year institution		19	16%
	Total		117	100%

#### 5. During the last year of your studies, how many hours a week did you work while attending classes?

#	Answer		Response	%
1	None		29	25%
2	1 - 10		21	18%
3	11 - 20		26	22%
4	21 - 30		23	19%
5	More than 30		19	16%
	Total		118	100%

**6. Which of the following best describes your educational objective while attending Marshall University?**

#	Answer		Response	%
1	Begin my first career		92	79%
2	Advance in current career		10	9%
3	Change career		15	13%
4	Non-career objective		0	0%
	Total		117	100%

**7. Upon graduation, what was the dollar amount of your educational loan indebtedness?**

#	Answer		Response	%
1	No indebtedness		39	33%
2	Up to \$4,999		8	7%
3	\$5,000 - \$9,999		8	7%
4	\$10,000 - \$14,999		5	4%
5	\$15,000 - \$19,999		10	9%
6	Over \$20,000		47	40%
	Total		117	100%












**8. Did you take part in an internship, practicum or other structured work experience related to your major and anticipated career?**



#	Answer		Response	%
1	Yes		87	74%
2	No		31	26%
	Total		118	100%

**9. If you answered "yes" to the previous question, did that experience increase your ability to secure employment or employment offers?**

#	Answer		Response	%
1	Yes		52	60%
2	No		18	21%
3	Insufficient information to answer this question		17	20%
	Total		87	100%

## 10. When I graduate from Marshall University I plan to (check all that apply)

#	Answer		Response	%
1	Attend graduate school		71	60%
2	Complete additional undergraduate coursework		10	8%
3	Continue to work at the same job I have at present		14	12%
4	Enter the military		2	2%
5	Work for a private sector company or corporation		10	8%
6	Work for a local, state, or federal agency		12	10%
7	Work for a volunteer or service organization, e.g. Peace Corps, AmeriCorps, City Year, etc.		2	2%
8	Work for a non-profit organization, e.g. hospital, university, public school, etc.		49	42%
9	Begin my own business		5	4%
10	Start or raise a family		22	19%
11	Take time off (to travel, etc.)		5	4%

12	Undecided or no plans		4	3%
13	Other		5	4%

Other	
move to North Carolina	
start my new career	
accepted job at CAMC	
Gain employment	
Move out of state and work in a hospital	

**11. If you plan to continue your education and have applied to institutions of higher education, please check all that apply: I have applied to institutions of higher education**

#	Answer		Response	%
1	Within 50 miles of my college town		16	27%
2	Within 50 miles of my home town		11	18%
3	Over 50 miles, but within 500 miles of my college town		18	30%
4	Over 50 miles, but within 500 miles of my home town		10	17%
5	In WV		27	45%
6	In at least one of WV's neighboring states (OH, KY, VA, MD, PA)		24	40%
7	Within the US, but outside the above boundaries		10	17%
8	Internationally		0	0%
9	Other (please specify)		7	12%



Other (please specify)
MU
undecided
Central Florida
have not yet applied
Have not applied; plan to return to grad school in 2-3 yers
Have not applied yet
Liberty University Online

**12. Have you been accepted by a higher-level educational program?**

#	Answer	Response	%
1	Yes	19	29%
2	No	47	71%

**13. If you have been accepted by a higher level institution, what institution do you plan to attend?**

Text Response

University of Kentucky Graduate School

Virginia tech

Marshall University

MARSHALL

University of Central Florida

West Virginia University

Undecided-Indiana University, Kent State, or Indiana University of Pennsylvania

University of Charleston

West Virginia University

West Virginia University

Marshall University

university of North Carolinas school of medicine

University of Pittsburgh

University of Tennessee

Marshall University

West Virginia University

University of Kentucky

Marshall University Graduate College MS, Communication Disorders

Liberty University

## 14. While pursuing my degree at Marshall University

#	Question	Strongly Agree	Agree	Neither Agree nor Disagree	Disagree	Strongly Disagree	Total Responses	Mean
1	I developed the ability to write effectively.	36	69	7	4	0	116	1.82
2	I developed the ability to use mathematics in everyday life.	23	63	25	5	0	116	2.10
3	I learned to find scholarly information, to evaluate it critically and to use it effectively.	53	57	4	2	0	116	1.61
4	I gained expertise in the use of technology important in my major field.	43	66	5	2	1	117	1.74
5	I acquired sufficient skills and knowledge to prepare for career-related positions.	49	64	4	0	0	117	1.62
6	I developed the ability to express myself effectively through speaking.	40	57	16	4	0	117	1.86
7	I developed multicultural and global perspectives.	32	56	23	5	0	116	2.01
8	Writing intensive courses helped me to improve my writing skills.	33	48	25	6	4	116	2.14
9	My classes challenged me to analyze and	47	59	10	1	0	117	1.70

	evaluate issues and to solve real-world problems in a manner that is ethical and supportive of our civic well being.							
10	I broadened my appreciation for the arts.	20	45	32	13	5	115	2.46
11	My capstone course challenged me to do my best work.	51	51	11	3	1	117	1.74
12	I learned to examine issues from multiple perspectives.	45	62	9	1	0	117	1.71
13	I learned to use what I know to solve novel problems.	46	61	8	1	1	117	1.72
14	I learned to assess my own values and examine other viewpoints and credible evidence.	59	53	3	1	0	116	1.53

## 15. Now that I have completed my degree,

#	Question	Strongly Agree	Agree	Neither Agree nor Disagree	Disagree	Strongly Disagree	Total Responses	Mean
1	I feel adequately prepared for a career and/or graduate or professional study in my major field.	45	59	10	2	1	117	1.76
2	I believe that Marshall University's program in my major field is of high quality.	45	54	8	7	3	117	1.88
3	I would recommend to others that they study the same program at Marshall.	43	51	11	6	5	116	1.96
4	I would recommend Marshall to prospective students.	50	50	11	3	1	115	1.74

## 16. Please rate your level of satisfaction with the quality of the following at Marshall:

#	Question	Very Satisfied	Satisfied	Neutral	Dissatisfied	Very Dissatisfied	Total Responses	Mean
1	Teaching	35	62	12	8	0	117	1.94
2	Advising	30	40	25	16	6	117	2.38
3	Academic Support Services	26	51	31	8	1	117	2.21
4	Classroom/Lab Facilities	21	67	19	6	3	116	2.16

## 17. When I graduate, I plan to

#	Answer		Response	%
1	Be employed		83	71%
2	Further my education		67	57%
3	Other		1	1%

### Other

Be a housewife

## 18. If you plan to be employed after graduation, will your job be in the career path you have chosen?

#	Answer		Response	%
1	Yes		73	88%
2	No		2	2%
3	Don't know yet		8	10%
	Total		83	100%

## 19. If you plan to be employed after graduation, will your job be in your major field?

#	Answer		Response	%
1	Yes		75	90%
2	No		2	2%
3	Don't know yet		6	7%
	Total		83	100%

## 20. If you plan to be employed after graduation, will your job be

#	Answer		Response	%
1	In WV?		56	67%
2	In KY, OH, PA, VA, or MD?		14	17%
3	In a state other than one mentioned above?		13	16%
4	In a country other than the US?		0	0%
	Total		83	100%

## 21. If you plan to be employed after graduation, will your job be (choose all that apply):

#	Answer		Response	%
1	within 50 miles of your college town?		45	54%
2	within 50 miles of your home town?		38	46%
3	over 50 miles, but within 500 miles of your college town?		11	13%
4	over 50 miles, but within 500 miles of your home town?		11	13%
5	over 500 miles from your college town		5	6%
6	over 500 miles from your home town		7	8%

## 22. If you have accepted employment, what will be your starting salary?

#	Answer		Response	%
1	\$10,000 or less		0	0%
2	\$10,001 - \$15,000		0	0%
3	\$15,001 - \$20,000		1	1%
4	\$20,001 - \$25,000		2	2%
5	\$25,001 - \$30,000		1	1%
6	\$30,001 - \$35,000		2	2%
7	\$35,001 - \$40,000		11	14%
8	\$40,001 - \$45,000		6	7%
9	\$45,001 - \$50,000		8	10%
10	More than \$50,000		4	5%
11	I have not yet accepted employment		46	57%
	Total		81	100%









### 23. For the position indicated above, who is your employer?

Text Response
CAMC
Cabell Huntington Hospital
Logan Regional Medical Center
Mission WV
Cabell Huntington Hospital
CAMC
Hospitals
Cabell Huntington Hospital
Charleston Area Medical Center
CAMC Memorial Hospital
OLBH
MIC
Ruby Memorial Hospital
Our Lady of Bellefonte Hospital
HIT Center
cancer center
UHC
Charleston Area Medical Center
Thomas Memorial Hospital
CAMC
CAMC

### 24. Did you use Career Services to help you with your career path?

#	Answer	Response	%
1	Yes	20	17%
2	No	97	83%
	Total	117	100%

**25. If you answered "yes" to the previous question, please indicate all services used.**

#	Answer		Response	%
1	Marshall JobTrax		13	68%
2	Resume assistance		16	84%
3	Career Advising		3	16%
4	Mock Interviewing		6	32%
5	On-campus recruitment event		3	16%
6	Career Fair		3	16%
7	Other		0	0%

**26. Please indicate your level of satisfaction with these elements of your experience in the College of Health Professions:**

#	Question	Very Satisfied	Satisfied	Neutral	Dissatisfied	Very Dissatisfied	Total Responses	Mean
1	Overall quality of program	42	62	6	5	1	116	1.80
2	Overall quality of instruction in program	35	64	8	8	2	117	1.96
3	Quality of academic advising	35	43	24	9	6	117	2.21
4	Availability of faculty for assistance	39	57	15	4	2	117	1.91
5	Quality of the clinical experience	45	58	9	5	0	117	1.78
6	Ability of faculty to meet my needs as a learner	43	63	7	3	1	117	1.77
7	Development of critical thinking and problem solving ability	49	58	6	3	0	116	1.68
8	Development of writing skills	37	57	17	5	1	117	1.94
9	Development of verbal communication skills	49	49	14	3	1	116	1.78
10	Development of cognitive, psychomotor, and affective skills necessary to my profession	46	65	5	1	0	117	1.67
11	Preparation for my level of professional practice	43	64	6	2	0	115	1.71

12	Contributed to my growth as a professional who is able to provide services to the community and to the profession	50	59	7	1	0	117	1.65
----	---	----	----	---	---	---	-----	------



**28. Please indicate your level of satisfaction with these elements of your experience in the Clinical Laboratory Science Program:**

#	Question	Very Satisfied	Satisfied	Neutral	Dissatisfied	Very Dissatisfied	Total Responses	Mean
1	Effectiveness of MU's CLS Program in preparing me for the Registry or Certification Exam.	0	0	0	1	0	1	4.00
2	Effectiveness of MU's CLS Program in preparing me for my present or anticipated position.	0	0	0	1	0	1	4.00
3	Adequacy of the student laboratory facility.	0	1	0	0	0	1	2.00
4	Availability of laboratory instructional supplies.	0	1	0	0	0	1	2.00
5	Quality of the clinical rotation experiences.	1	0	0	0	0	1	1.00
6	Appropriateness of exams and other evaluation methods.	0	0	0	1	0	1	4.00
7	Quality of instruction in CLS courses	0	0	0	0	1	1	5.00
8	Adequacy of the library facilities	0	1	0	0	0	1	2.00

**29. Please indicate your level of satisfaction with these elements of your experience in the Clinical Laboratory Science Program:**

#	Question	Very Satisfied	Satisfied	Neutral	Dissatisfied	Very Dissatisfied	Total Responses	Mean
1	Effectiveness of MU's CLS Program in preparing me for the Registry or Certification Exam.	0	0	1	0	0	1	3.00
2	Effectiveness of MU's CLS Program in preparing me for my present or anticipated position.	0	0	1	0	0	1	3.00
3	Adequacy of the student laboratory facility.	0	0	1	0	0	1	3.00
4	Availability of laboratory instructional supplies.	0	0	1	0	0	1	3.00
5	Quality of the clinical rotation experiences.	0	0	1	0	0	1	3.00
6	Appropriateness of exams and other evaluation methods.	0	0	1	0	0	1	3.00
7	Quality of instruction in CLS courses	0	0	1	0	0	1	3.00
8	Adequacy of the library facilities	0	0	1	0	0	1	3.00

**30. Please indicate your satisfaction with the extent to which your education in the Social Work Department had prepared you to**

#	Question	Very Satisfied	Satisfied	Neutral	Dissatisfied	Very Dissatisfied	Total Responses	Mean
1	Apply critical thinking skills within the context of professional social work practice.	8	6	0	0	0	14	1.43
2	Practice within the values and ethics of the social work profession and with an understanding of and respect for the positive value of diversity.	10	4	0	0	0	14	1.29
3	Demonstrate professional use of self.	9	5	0	0	0	14	1.36
4	Understand the forms and mechanisms of oppression and discrimination; and apply the strategies and skills of change that advance social and economic justice.	10	4	0	0	0	14	1.29
5	Understand the history of the social work profession and its current structures and issues.	7	7	0	0	0	14	1.50



6	Apply the knowledge and skills of generalist social work to practice with systems of all sizes.	9	5	0	0	0	14	1.36
7	Apply knowledge of bio-psycho-social variables that affect the individual development and behavior, and use theoretical frameworks to understand the interactions among individuals and between individuals and social systems (i.e., families, groups, organizations and communities).	6	8	0	0	0	14	1.57
8	Analyze the impact of social policies on client systems, workers, and agencies.	7	6	0	1	0	14	1.64
9	Evaluate research studies and apply findings to practice, and under supervision, evaluate own practice interventions	7	6	1	0	0	14	1.57

	and those of other relevant systems.							
10	Use communication skills differentially with a variety of client populations, colleagues, and members of the community.	6	6	1	0	0	13	1.62
11	Use supervision appropriate to generalist practice.	7	7	0	0	0	14	1.50
12	Understand the unique social problems and characteristics of Appalachia and apply practice skills and knowledge in working with populations and institutions in Appalachia.	4	8	2	0	0	14	1.86
13	Function within the structure of organizations and service delivery systems and, under supervision, seek necessary organizational change.	5	9	0	0	0	14	1.64
14	Apply learning skills in the continuing pursuit of knowledge and professional development.	8	6	0	0	0	14	1.43

## 31. Gender

Value	Total
Female	90
Male	28

## 32. Race

Value	Total
White	101
Asian/Pacific Islander	2
African American	3
[No Value]	12

### 33. Age

Value	Total
30	2
25	6
23	21
22	33
36	2
21	26
24	5
46	1
28	2
48	1
43	1
37	1
32	2
31	2
42	2
40	1
35	2
29	1
27	1
45	1
41	1
50	1
59	1
33	1
54	1

### 34. Degree

Value	Total
BS	48
BSMT	1
AAS	1
BSN	37
BSW	14
ASN	10
BA	7

### 35. Major

Value	Total
HE10	11
HM20	1
HM10	1
HN20	37
HS10	14
HN10	10
HA10	9
HP10	7
HC30	13
HD10	3
HM30	8
HM40	2
HR10	2

### 36. Minor\_1

Value	Total
VPSY	17
VMGT	1
VSPN	2
VJMC	1
VCHM	1
VHST	1
[No Value]	95

### 37. Minor\_2

Value	Total
VPSY	1
[No Value]	117

## 38. GPA

Value	Total
3.16	2
2.8	2
3.2	1
3.28	2
3.03	2
3.22	5
3.06	2
2.97	3
2.09	2
3.85	2
3.24	1
2.92	1
3.48	1
3.54	2
3.5	2
3.68	2
2.67	1
2.35	1
2.26	1
2.81	2
3.87	1
2.41	1
2.84	2
3.21	1
2.4	1
3.52	1
2.61	1
3.81	2
3.12	2
3.35	2
2.72	2
2.95	1
3.38	1

3.53	1
3.44	2
3.83	1
3.61	2
3.41	2
3.3	4
3.73	2
3.4	1
3.62	1
3.51	1
3.58	1
2.88	1
3.04	3
3.08	1
4	2
2.9	2
3.39	2
3.29	1
3.6	2
2.87	1
3.15	1
3.17	2
3.75	1
3.97	1
3.25	1
2.93	1
3.31	1
3.45	2
3.18	1
2.89	1
3.71	1
3.23	1
3.01	1
3.1	1
3.33	1
3.46	1



3.91	1
3.13	1
3.66	1
3.59	1
2.66	1
2.44	1
3.78	1
2.45	1
3	1
3.05	1
3.11	1
3.82	1