

## Graduation Survey Results: Marshall University's College of Liberal Arts: Academic Year 2012 – 2013

**Total Responses = 114/295 (39% response rate)**

### 1. Family Status

#	Answer		Response	%
1	Married, no children		7	6%
2	Married, with children		3	3%
3	Single, no children		94	82%
4	Single, with children		10	9%
	Total		114	100%

### 2. Residence at time of admission

#	Answer		Response	%
1	In-State		81	71%
2	Metro		10	9%
3	Out-of-State		23	20%
	Total		114	100%

**3. Number of semesters enrolled to complete your degree (Note: One semester is equal to fall, spring, or summer, resulting in the potential for three semesters in one year)**

#	Answer		Response	%
1	Fewer than 8 semesters		17	15%
2	8 semesters		29	25%
3	9 semesters		19	17%
4	10 semesters		19	17%
5	11 semesters		4	4%
6	12 semesters		13	11%
7	13 semesters		7	6%
8	14 semesters		2	2%
9	15 semesters		1	1%
10	16 semesters		1	1%
11	17 semesters		0	0%
12	18 semesters		1	1%
13	19 semesters		0	0%
14	20 semesters		1	1%
15	More than 20 semesters		0	0%
	Total		114	100%

#### 4. While pursuing your degree, did you

#	Answer		Response	%
1	Originally enroll and stay at Marshall		88	77%
2	Transfer from a 2-year institution or community college		13	11%
3	Transfer from another 4-year institution		13	11%
	Total		114	100%

#### 5. During the last year of your studies, how many hours a week did you work while attending classes?

#	Answer		Response	%
1	None		25	22%
2	1 - 10		15	13%
3	11 - 20		21	19%
4	21 - 30		27	24%
5	More than 30		25	22%
	Total		113	100%

**6. Which of the following best describes your educational objective while attending Marshall University?**

#	Answer		Response	%
1	Begin my first career		86	75%
2	Advance in current career		3	3%
3	Change career		13	11%
4	Non-career objective		12	11%
	Total		114	100%

**7. Upon graduation, what was the dollar amount of your educational loan indebtedness?**

#	Answer		Response	%
1	No indebtedness		45	39%
2	Up to \$4,999		1	1%
3	\$5,000 - \$9,999		5	4%
4	\$10,000 - \$14,999		14	12%
5	\$15,000 - \$19,999		7	6%
6	Over \$20,000		42	37%
	Total		114	100%












**8. Did you take part in an internship, practicum or other structured work experience related to your major and anticipated career?**



#	Answer		Response	%
1	Yes		54	48%
2	No		59	52%
	Total		113	100%

**9. If you answered "yes" to the previous question, did that experience increase your ability to secure employment or employment offers?**

#	Answer		Response	%
1	Yes		25	45%
2	No		9	16%
3	Insufficient information to answer this question		21	38%
	Total		55	100%

## 10. When I graduate from Marshall University I plan to (check all that apply)

#	Answer		Response	%
1	Attend graduate school		70	62%
2	Complete additional undergraduate coursework		3	3%
3	Continue to work at the same job I have at present		16	14%
4	Enter the military		4	4%
5	Work for a private sector company or corporation		18	16%
6	Work for a local, state, or federal agency		34	30%
7	Work for a volunteer or service organization, e.g. Peace Corps, AmeriCorps, City Year, etc.		14	12%
8	Work for a non-profit organization, e.g. hospital, university, public school, etc.		17	15%
9	Begin my own business		5	4%
10	Start or raise a family		11	10%
11	Take time off (to travel, etc.)		21	19%

12	Undecided or no plans		10	9%
13	Other		10	9%

Other	
attend another university to get my second degree in business mgt	
Apply for medical school and if that doesn't work apply to graduate school	
law school	
private contractor or rejoin the military	
Law School	
Find a job for my degree	
Law School	
Struggle like everyone else.	
try to become a travel agent	

**11. If you plan to continue your education and have applied to institutions of higher education, please check all that apply: I have applied to institutions of higher education**

#	Answer		Response	%
1	Within 50 miles of my college town		12	21%
2	Within 50 miles of my home town		7	13%
3	Over 50 miles, but within 500 miles of my college town		10	18%
4	Over 50 miles, but within 500 miles of my home town		14	25%
5	In WV		25	45%
6	In at least one of WV's neighboring states (OH, KY, VA, MD, PA)		19	34%
7	Within the US, but outside the above boundaries		19	34%
8	Internationally		0	0%
9	Other (please specify)		2	4%

Other (please specify)

Here at Marshall



## 12. Have you been accepted by a higher-level educational program?

#	Answer	Response	%
1	Yes		31%
2	No		69%

## 13. If you have been accepted by a higher level institution, what institution do you plan to attend?

### Text Response

Have not decided. Won't be attending graduate school until I move within the next year.

University of Louisville Brandeis School of law

University of Central Florida

Marshall

Marshall

University of Alabama School of Law

Not sure yet, still waiting on admissions decisions

Haven't chose between Maryland, Penn St., or Ohio St. Law Schools

NYU law school

William & Mary's Marshall-Wythe School of Law

West Virginia University

WVU or University of Dayton

The University of Texas - Pan American

CSU Sacramento

Marshall University Graduate College

Florida International University College of Law

West Virginia University College of Law

Florida Atlantic University

Marshall School of Medicine

WVU

## 14. While pursuing my degree at Marshall University

#	Question	Strongly Agree	Agree	Neither Agree nor Disagree	Disagree	Strongly Disagree	Total Responses	Mean
1	I developed the ability to write effectively.	44	56	11	1	0	112	1.72
2	I developed the ability to use mathematics in everyday life.	10	32	44	19	8	113	2.85
3	I learned to find scholarly information, to evaluate it critically and to use it effectively.	55	48	9	0	1	113	1.62
4	I gained expertise in the use of technology important in my my field of study.	31	56	21	2	3	113	2.03
5	I acquired sufficient skills and knowledge to prepare for career-related positions.	39	54	13	3	4	113	1.93
6	I developed the ability to express myself effectively through speaking.	39	56	10	6	2	113	1.90
7	I developed multicultural and global perspectives.	56	39	15	2	1	113	1.70
8	Writing intensive courses helped me to improve my writing skills.	33	47	19	5	8	112	2.18
9	My classes challenged me to analyze and	39	53	17	3	1	113	1.88

	evaluate issues and to solve real-world problems in a manner that is ethical and supportive of our civic well being.							
10	I broadened my appreciation for the arts.	30	40	25	14	4	113	2.31
11	My capstone course challenged me to do my best work.	53	34	13	9	4	113	1.91
12	I learned to examine issues from multiple perspectives.	51	49	10	2	1	113	1.70
13	I learned to use what I know to solve novel problems.	34	58	19	1	0	112	1.88
14	I learned to assess my own values and to examine other viewpoints and credible evidence.	51	46	15	0	1	113	1.71

## 15. Now that I have completed my degree,

#	Question	Strongly Agree	Agree	Neither Agree nor Disagree	Disagree	Strongly Disagree	Total Responses	Mean
1	I feel adequately prepared for a career and/or graduate or professional study in my major field.	28	60	13	8	4	113	2.12
2	I believe that Marshall University's program in my major field is of high quality.	32	46	26	5	4	113	2.14
3	I would recommend to others that they study the same program at Marshall.	39	44	20	3	7	113	2.07
4	I would recommend Marshall to prospective students.	47	37	15	6	7	112	2.01

## 16. Please rate your level of satisfaction with the quality of the following at Marshall:

#	Question	Very Satisfied	Satisfied	Neutral	Dissatisfied	Very Dissatisfied	Total Responses	Mean
1	Teaching	39	60	11	2	1	113	1.81
2	Advising	17	31	31	22	12	113	2.83
3	Academic Support Services	20	34	44	7	8	113	2.55
4	Classroom/Lab Facilities	19	54	26	12	2	113	2.33

## 17. When I graduate, I plan to

#	Answer		Response	%
1	Be employed		70	62%
2	Further my education		76	67%
3	Other		2	2%

### Other

work then apply to graduate school

Struggle like everyone else.

## 18. If you plan to be employed after graduation, will your job be in the career path you have chosen?

#	Answer		Response	%
1	Yes		32	46%
2	No		7	10%
3	Don't know yet		31	44%
	Total		70	100%

## 19. If you plan to be employed after graduation, will your job be in your major field?

#	Answer		Response	%
1	Yes		29	42%
2	No		16	23%
3	Don't know yet		24	35%
	Total		69	100%











## 20. If you plan to be employed after graduation, will your job be

#	Answer		Response	%
1	In WV?		34	49%
2	In KY, OH, PA, VA, or MD?		12	17%
3	In a state other than one mentioned above?		20	29%
4	In a country other than the US?		4	6%
	Total		70	100%

## 21. If you plan to be employed after graduation, will your job be (choose all that apply):

#	Answer		Response	%
1	within 50 miles of your college town?		28	40%
2	within 50 miles of your home town?		23	33%
3	over 50 miles, but within 500 miles of your college town?		7	10%
4	over 50 miles, but within 500 miles of your home town?		12	17%
5	over 500 miles from your college town		14	20%
6	over 500 miles from your home town		15	21%

## 22. If you have accepted employment, what will be your starting salary?

#	Answer		Response	%
1	\$10,000 or less		3	4%
2	\$10,001 - \$15,000		2	3%
3	\$15,001 - \$20,000		4	6%
4	\$20,001 - \$25,000		2	3%
5	\$25,001 - \$30,000		2	3%
6	\$30,001 - \$35,000		3	4%
7	\$35,001 - \$40,000		4	6%
8	\$40,001 - \$45,000		3	4%
9	\$45,001 - \$50,000		0	0%
10	More than \$50,000		2	3%
11	I have not yet accepted employment		45	64%
	Total		70	100%

### 23. For the position indicated above, who is your employer?







Text Response
Cabell Huntington Health Department
WSAZ
Cru
US Army
n/a
Lawyer
CVS Pharmacy
Teach for America
Federal Government
federal govt. or private contractors overseas
Marshall University Foundation
Graduate School
Target
Americorp
Bar-T
American Income Life Insurance Company
Whoever will take a Liberal Arts Undergraduate

### 24. Did you use Career Services to help you with your career path?

#	Answer	Response	%
1	Yes	22	19%
2	No	91	81%
	Total	113	100%



**25. If you answered "yes" to the previous question, please indicate all services used.**

#	Answer		Response	%
1	Marshall JobTrax		13	65%
2	Resume assistance		12	60%
3	Career Advising		8	40%
4	Mock Interviewing		1	5%
5	On-campus recruitment event		2	10%
6	Career Fair		5	25%
7	Other		0	0%

**26. Please indicate your level of satisfaction with these elements of your experience in the College of Liberal Arts:**

#	Question	Very Satisfied	Satisfied	Neutral	Dissatisfied	Very Dissatisfied	Total Responses	Mean
1	Mandatory Advising Policy	17	52	21	18	5	113	2.49
2	Senior Evaluation	36	56	13	5	3	113	1.96
3	General (Core) Education Requirements	15	37	24	27	9	112	2.80
4	Availability/Accessibility of COLA staff and faculty	32	46	23	9	3	113	2.16
5	Policies clearly explained in the catalog	19	52	30	8	3	112	2.32
6	Student kept adequately informed of academic progress	27	54	18	11	3	113	2.19
7	Courses offered in sufficient numbers/frequency to meet student needs	13	53	18	19	10	113	2.65
8	Sufficient summer school offerings	17	36	34	12	13	112	2.71
9	Transfer credits from other colleges (within the university and also from other colleges to this college)	14	31	51	11	5	112	2.66
10	Quality of department/faculty advising	25	50	19	13	6	113	2.34
11	Availability of faculty for appointments	31	58	15	4	4	112	2.04
12	Development of critical thinking skills encouraged by	38	54	19	2	0	113	1.87

	college/department							
1 3	Quality of program/courses in my major	40	52	12	7	2	113	1.93
1 4	Development of writing skills enhanced	36	57	16	2	1	112	1.88

## 27. Gender

Value	Total
Female	74
Male	40

## 28. Race

Value	Total
White	92
African American	8
Hispanic	3
Asian/Pacific Islander	1
American Indian/Alaskan Native	1
[No Value]	9

## 29. Age

Value	Total
22	45
25	5
31	3
23	18
21	24
20	2
24	6
26	3
39	2
34	2
35	2
32	1
38	1

## 30. Degree

Value	Total
BA	112
BS	2

## 31. Major

Value	Total
LS10	7
LC40	28
LP20	26
LH10	11
LE20	9
LP10	7
LG20	2
LC30	1
LI10	8
LM30	3
LA10	7
LM60	3
LC10	1
LH20	1

## 32. Minor\_1

Value	Total
VIAF	4
VHST	12
VCJO	5
VFRN	6
VSOC	7
VSPN	8
VCL0	2
VGE1	1
VPSC	6
VPE0	2
VMKT	2
VPSY	8
VMGT	2
VCOU	2
VHS4	1
VIST	2
VENG	3
VHS1	1
VECN	1
VRST	2
VIS1	2
VHS6	1
VBSC	1
VWMS	1
VCHM	1
VJPN	1
VART	1
VGIS	1
[No Value]	28

### 33. Minor\_2

Value	Total
VENT	1
VENG	2
VMS1	1
VHS4	1
VHST	3
VCMM	1
VPSC	1
VWMS	2
VPSY	1
VRST	1
[No Value]	100

## 34. GPA

Value	Total
3.37	2
3.23	2
3.25	3
2.44	1
3.67	2
3.29	1
3.62	1
3.92	1
3.82	1
3.93	2
3.54	1
3.53	2
3.32	2
3.57	1
3.44	1
2.41	1
3	1
2.89	2
2.31	1
2.98	1
2.74	3
2.46	3
2.66	1
2.85	4
3.33	2
3.09	2
3.79	1
3.94	1
2.75	1
3.5	4
2.55	1
2.68	1
2.8	1



3.08	1
1.86	1
3.47	2
4	4
2.53	1
2.71	1
3.41	1
3.68	1
3.28	2
3.14	1
3.88	1
3.01	1
3.73	1
2.39	1
3.8	1
3.56	1
3.77	1
3.36	3
2.63	2
3.75	2
3.3	1
2.24	1
3.95	2
2.27	1
3.48	1
2.09	1
3.38	1
3.24	2
3.12	1
2.5	1
3.76	1
2.29	1
3.35	1
3.52	1
3.71	1
2.14	1

3.4	1
2.9	1
2.52	1
3.05	1
3.34	1
3.9	1
3.42	1
2.77	1
3.99	1
2.82	1
2.42	1
2.78	1
2.59	1