

College of Information Technology and Engineering
Academic Year 2013 – 2014 (Summer and Fall 2013; Spring 2014)
For Likert Scale Questions, 1 = Strongly Agree and 5 = Strongly Disagree. So,
smaller means are more positive than larger means.

Last Modified: 09/06/2013

1. Family Status

#	Answer	Response	%
1	Married, no children	0	0%
2	Married, with children	1	5%
3	Single, no children	21	95%
4	Single, with children	0	0%
	Total	22	100%

2. Residence at time of admission

#	Answer	Response	%
1	In-State	16	73%
2	Metro	4	18%
3	Out-of-State	2	9%
	Total	22	100%

3. Number of semesters enrolled to complete your degree (Note: One semester is equal to fall, spring, or summer, resulting in the potential for three semesters in one year)

#	Answer		Response	%
1	Fewer than 8 semesters		1	5%
2	8 semesters		11	50%
3	9 semesters		3	14%
4	10 semesters		3	14%
5	11 semesters		2	9%
6	12 semesters		0	0%
7	13 semesters		1	5%
8	14 semesters		1	5%
9	15 semesters		0	0%
10	16 semesters		0	0%
11	17 semesters		0	0%
12	18 semesters		0	0%
13	19 semesters		0	0%
14	20 semesters		0	0%
15	More than 20 semesters		0	0%
	Total		22	100%

4. While pursuing your degree, did you

#	Answer		Response	%
1	Originally enroll and stay at Marshall		19	86%
2	Transfer from a 2-year institution or community college		0	0%
3	Transfer from another 4-year institution		3	14%
	Total		22	100%

5. During the last year of your studies, how many hours a week did you work while attending classes?

#	Answer		Response	%
1	None		2	9%
2	1 - 10		7	32%
3	11 - 20		5	23%
4	21 - 30		3	14%
5	More than 30		5	23%
	Total		22	100%

6. Which of the following best describes your educational objective while attending Marshall University?

#	Answer		Response	%
1	Begin my first career		20	91%
2	Advance in current career		1	5%
3	Change career		0	0%
4	Non-career objective		1	5%
	Total		22	100%

7. Upon graduation, what was the dollar amount of your educational loan indebtedness?

#	Answer		Response	%
1	No indebtedness		10	45%
2	Up to \$4,999		0	0%
3	\$5,000 - \$9,999		1	5%
4	\$10,000 - \$14,999		4	18%
5	\$15,000 - \$19,999		3	14%
6	Over \$20,000		4	18%
	Total		22	100%

8. Did you take part in an internship, practicum or other structured work experience related to your major and anticipated career?


#	Answer	Response	%
1	Yes	22	100%
2	No	0	0%
	Total	22	100%

9. If you answered "yes" to the previous question, did that experience increase your ability to secure employment or employment offers?

#	Answer	Response	%
1	Yes	16	73%
2	No	0	0%
3	Insufficient information to answer this question	6	27%
	Total	22	100%

10. When I graduate from Marshall University I plan to (check all that apply)

#	Answer	Response	%
1	Attend graduate school	10	45%
2	Complete additional undergraduate coursework	0	0%
3	Continue to work at the same job I have at present	6	27%
4	Enter the military	2	9%
5	Work for a private sector company or corporation	11	50%
6	Work for a local, state, or federal agency	6	27%
7	Work for a volunteer or service organization, e.g. Peace Corps, AmeriCorps, City Year, etc.	0	0%
8	Work for a non-profit organization, e.g. hospital, university, public school, etc.	1	5%
9	Begin my own business	3	14%
10	Start or raise a	5	23%

	family			
11	Take time off (to travel, etc.)		2	9%
12	Undecided or no plans		0	0%
13	Other		0	0%

Other

11. If you plan to continue your education and have applied to institutions of higher education, please check all that apply: I have applied to institutions of higher education

#	Answer		Response	%
1	Within 50 miles of my college town		1	13%
2	Within 50 miles of my home town		0	0%
3	Over 50 miles, but within 500 miles of my college town		3	38%
4	Over 50 miles, but within 500 miles of my home town		3	38%
5	In WV		2	25%
6	In at least one of WV's neighboring states (OH, KY, VA, MD, PA)		1	13%
7	Within the US, but outside the above boundaries		3	38%
8	Internationally		0	0%
9	Other (please specify)		1	13%

Other (please specify)
 Online

12. Have you been accepted by a higher-level educational program?

#	Answer	Response	%
1	Yes	5	56%
2	No	4	44%

13. If you have been accepted by a higher level institution, what institution do you plan to attend?

Text Response

West Virginia University
Clemson University
Purdue University
UAB

Statistic	Value
Total Responses	4

14. While pursuing my degree at Marshall University

#	Question	Strongly Agree	Agree	Neither Agree nor Disagree	Disagree	Strongly Disagree	Total Responses	Mean
1	I developed the ability to write effectively.	5	11	3	2	0	21	2.10
2	I developed the ability to use mathematics in everyday life.	8	10	2	1	0	21	1.81
3	I learned to find scholarly information, to evaluate it critically and to use it effectively.	4	12	4	1	0	21	2.10
4	I gained expertise in the use of technology important in my major field.	14	7	0	0	0	21	1.33
5	I acquired sufficient skills and knowledge to prepare for career-related	11	7	2	0	0	20	1.55

	positions.							
6	I developed the ability to express myself effectively through speaking.	7	8	2	3	1	21	2.19
7	I developed multicultural and global perspectives.	4	8	5	3	1	21	2.48
8	Writing intensive courses helped me to improve my writing skills.	3	2	9	4	3	21	3.10
9	My classes challenged me to analyze and evaluate issues and to solve real-world problems in a manner that is ethical and supportive of our civic well being.	7	10	2	1	1	21	2.00
10	I broadened my appreciation	3	4	7	5	2	21	2.95

	for the arts.							
11	My capstone course challenged me to do my best work.	9	8	4	0	0	21	1.76
12	I learned to examine issues from multiple perspectives.	5	14	2	0	0	21	1.86
13	I learned to use what I know to solve novel problems.	6	12	3	0	0	21	1.86
14	I learned to analyze my own values and to examine other viewpoints and credible evidence.	8	7	5	1	0	21	1.95

Statistic	I developed the ability to write effectively.	I developed the ability to use mathematics in everyday life.	I learned to find scholarly information, to evaluate it critically and to use it effectively.	I gained expertise in the use of technology important in my major field.	I acquired sufficient skills and knowledge to prepare for career-related positions.	I developed the ability to express myself effectively through speaking.	I developed multicultural and global perspectives.	Writing intensive courses helped me to improve my writing skills.	My classes challenged me to analyze and evaluate issues and to solve real-world problems in a manner that is ethical and supportive of our civic well-being.	I broadened my appreciation for the arts.	My capstone course challenged me to do my best work.	I learned to examine issues from multiple perspectives.	I learned to use what I know to solve novel problems.	I learned to analyze my own values and to examine other viewpoints and credible evidence.
Min Value	1	1	1	1	1	1	1	1	1	1	1	1	1	1
Max Value	4	4	4	2	3	5	5	5	5	5	3	3	3	4
Mean	2.10	1.81	2.10	1.33	1.55	2.19	2.48	3.10	2.00	2.95	1.76	1.86	1.86	1.95
Varian	0.79	0.66	0.59	0.23	0.47	1.46	1.26	1.49	1.10	1.45	0.59	0.33	0.43	0.85

15. Now that I have completed my degree,

#	Question	Strongly Agree	Agree	Neither Agree nor Disagree	Disagree	Strongly Disagree	Total Responses	Mean
1	I feel adequately prepared for a career and/or graduate or professional study in my major field.	10	9	1	1	0	21	1.67
2	I believe that Marshall University's program in my major field is of high quality.	11	8	2	0	0	21	1.57
3	I would recommend to others that they study the same program at Marshall.	10	9	2	0	0	21	1.62
4	I would recommend Marshall to prospective students.	9	7	3	2	0	21	1.90

Statistic	I feel adequately prepared for a career and/or graduate or professional study in my major field.	I believe that Marshall University's program in my major field is of high quality.	I would recommend to others that they study the same program at Marshall.	I would recommend Marshall to prospective students.
Min Value	1	1	1	1
Max Value	4	3	3	4
Mean	1.67	1.57	1.62	1.90
Variance	0.63	0.46	0.45	0.99
Standard Deviation	0.80	0.68	0.67	1.00
Total Responses	21	21	21	21

16. Please rate your level of satisfaction with the quality of the following at Marshall:

#	Question	Very Satisfied	Satisfied	Neutral	Dissatisfied	Very Dissatisfied	Total Responses	Mean
1	Teaching	7	10	4	0	0	21	1.86
2	Advising	9	5	5	2	0	21	2.00
3	Academic Support Services	3	10	7	1	0	21	2.29
4	Classroom/Lab Facilities	6	9	5	1	0	21	2.05

Statistic	Teaching	Advising	Academic Support Services	Classroom/Lab Facilities
Min Value	1	1	1	1
Max Value	3	4	4	4
Mean	1.86	2.00	2.29	2.05
Variance	0.53	1.10	0.61	0.75
Standard Deviation	0.73	1.05	0.78	0.86
Total Responses	21	21	21	21

17. When I graduate, I plan to

#	Answer	Response	%
1	Be employed	17	81%
2	Further my education	9	43%
3	Other	0	0%

Other

18. If you plan to be employed after graduation, will your job be in the career path you have chosen?

#	Answer	Response	%
1	Yes	16	94%
2	No	0	0%
3	Don't know yet	1	6%
	Total	17	100%







19. If you plan to be employed after graduation, will your job be in your major field?

#	Answer	Response	%
1	Yes	16	94%
2	No	0	0%
3	Don't know yet	1	6%
	Total	17	100%

20. If you plan to be employed after graduation, will your job be

#	Answer	Response	%
1	In WV?	7	41%
2	In KY, OH, PA, VA, or MD?	5	29%
3	In a state other than one mentioned above?	4	24%
4	In a country other than the US?	1	6%
	Total	17	100%

21. If you plan to be employed after graduation, will your job be (choose all that apply):

#	Answer		Response	%
1	within 50 miles of your college town?		5	29%
2	within 50 miles of your home town?		6	35%
3	over 50 miles, but within 500 miles of your college town?		2	12%
4	over 50 miles, but within 500 miles of your home town?		4	24%
5	over 500 miles from your college town		2	12%
6	over 500 miles from your home town		4	24%

22. If you have accepted employment, what will be your starting salary?

#	Answer	Response	%
1	\$10,000 or less	0	0%
2	\$10,001 - \$15,000	0	0%
3	\$15,001 - \$20,000	0	0%
4	\$20,001 - \$25,000	0	0%
5	\$25,001 - \$30,000	1	6%
6	\$30,001 - \$35,000	0	0%
7	\$35,001 - \$40,000	0	0%
8	\$40,001 - \$45,000	2	12%
9	\$45,001 - \$50,000	1	6%
10	More than \$50,000	4	24%
11	I have not yet accepted employment	9	53%
	Total	17	100%

23. For the position indicated above, who is your employer?








Text Response
DOH
Marathon Petroleum
Dell Secure Works
Columbia Pipeline group
Marathon Petroleum Corporation
WVDOH

Statistic	Value
Total Responses	6

24. Did you use Career Services to help you with your career path?

#	Answer	Response	%
1	Yes	2	10%
2	No	19	90%
	Total	21	100%

25. If you answered "yes" to the previous question, please indicate all services used.

#	Answer		Response	%
1	Marshall JobTrax		1	50%
2	Resume assistance		2	100%
3	Career Advising		0	0%
4	Mock Interviewing		0	0%
5	On-campus recruitment event		0	0%
6	Career Fair		1	50%
7	Other		0	0%

Other

26. Please indicate your level of satisfaction with these elements of your experience in the College of Information Technology and Engineering:

#	Question	Very Satisfied	Satisfied	Neutral	Dissatisfied	Very Dissatisfied	Total Responses	Mean
1	Availability of academic advising and quality of advising	11	7	1	1	1	21	1.76
2	Availability of courses	5	8	4	3	1	21	2.38
3	Responsiveness to student needs	7	8	4	2	0	21	2.05
4	Quality/Effectiveness of classroom teaching	10	9	2	0	0	21	1.62

Statistic	Availability of academic advising and quality of advising	Availability of courses	Responsiveness to student needs	Quality/Effectiveness of classroom teaching
Min Value	1	1	1	1
Max Value	5	5	4	3
Mean	1.76	2.38	2.05	1.62
Variance	1.19	1.35	0.95	0.45
Standard Deviation	1.09	1.16	0.97	0.67
Total Responses	21	21	21	21

27. Gender

Value	Total
M	20
F	2

28. Race

Value	Total
Caucasian (White)	18
African-American (Black)	2
Asian/Pacific Islander	2

29. Age

Value	Total
23	5
24	2
22	6
21	5
28	1
25	2
26	1

30. Degree

Value	Total
BSE	11
BS	11

31. Major

Value	Total
TE20	11
TC10	5
TS10	6

32. Minor_1

Value	Total
VPSY	3
VMTH	3
[No Value]	16

33. Minor_2

Value	Total
VMS1	1
[No Value]	21

34. GPA

Value	Total
3.22	1
3.67	1
2.96	1
3.25	1
3.18	1
3.32	1
3.92	1
4	1
3.84	1
2.75	1
2.35	1
3.4	1
2.19	1
3.83	1
3.16	2
3.26	1
2.98	1
3.12	1
2.05	1
3.81	1
2.88	1