

College of Liberal Arts

Academic Year 2013 – 2014 (Summer and Fall 2013; Spring 2014)

For Likert Scale Questions, 1 = Strongly Agree and 5 = Strongly Disagree. So, smaller means are more positive than larger means.

Last Modified: 08/14/2014

1. Family Status

#	Answer		Response	%
1	Married, no children		6	10%
2	Married, with children		4	7%
3	Single, no children		46	78%
4	Single, with children		3	5%
	Total		59	100%

2. Residence at time of admission

#	Answer		Response	%
1	In-State		44	76%
2	Metro		6	10%
3	Out-of-State		8	14%
	Total		58	100%

3. Number of semesters enrolled to complete your degree (Note: One semester is equal to fall, spring, or summer, resulting in the potential for three semesters in one year)

#	Answer		Response	%
1	Fewer than 8 semesters		12	20%
2	8 semesters		17	29%
3	9 semesters		10	17%
4	10 semesters		10	17%
5	11 semesters		2	3%
6	12 semesters		3	5%
7	13 semesters		0	0%
8	14 semesters		2	3%
9	15 semesters		1	2%
10	16 semesters		1	2%
11	17 semesters		1	2%
12	18 semesters		0	0%
13	19 semesters		0	0%
14	20 semesters		0	0%
15	More than 20 semesters		0	0%
	Total		59	100%

4. While pursuing your degree, did you

#	Answer		Response	%
1	Originally enroll and stay at Marshall		46	78%
2	Transfer from a 2-year institution or community college		3	5%
3	Transfer from another 4-year institution		10	17%
	Total		59	100%

5. During the last year of your studies, how many hours a week did you work while attending classes?

#	Answer		Response	%
1	None		13	22%
2	1 - 10		9	15%
3	11 - 20		11	19%
4	21 - 30		12	20%
5	More than 30		14	24%
	Total		59	100%

6. Which of the following best describes your educational objective while attending Marshall University?

#	Answer		Response	%
1	Begin my first career		44	75%
2	Advance in current career		5	8%
3	Change career		4	7%
4	Non-career objective		6	10%
	Total		59	100%

7. Upon graduation, what was the dollar amount of your educational loan indebtedness?

#	Answer		Response	%
1	No indebtedness		19	32%
2	Up to \$4,999		2	3%
3	\$5,000 - \$9,999		6	10%
4	\$10,000 - \$14,999		3	5%
5	\$15,000 - \$19,999		8	14%
6	Over \$20,000		21	36%
	Total		59	100%

8. Did you take part in an internship, practicum or other structured work experience related to your major and anticipated career?


#	Answer		Response	%
1	Yes		22	37%
2	No		37	63%
	Total		59	100%

9. If you answered "yes" to the previous question, did that experience increase your ability to secure employment or employment offers?

#	Answer		Response	%
1	Yes		10	45%
2	No		6	27%
3	Insufficient information to answer this question		6	27%
	Total		22	100%

10. When I graduate from Marshall University I plan to (check all that apply)

#	Answer	Response	%
1	Attend graduate school	45	78%
2	Complete additional undergraduate coursework	3	5%
3	Continue to work at the same job I have at present	12	21%
4	Enter the military	0	0%
5	Work for a private sector company or corporation	11	19%
6	Work for a local, state, or federal agency	19	33%
7	Work for a volunteer or service organization, e.g. Peace Corps, AmeriCorps, City Year, etc.	5	9%
8	Work for a non-profit organization, e.g. hospital, university, public school, etc.	13	22%
9	Begin my own business	1	2%
10	Start or raise a	8	14%

	family			
11	Take time off (to travel, etc.)		9	16%
12	Undecided or no plans		5	9%
13	Other		0	0%

Other

11. If you plan to continue your education and have applied to institutions of higher education, please check all that apply: I have applied to institutions of higher education

#	Answer		Response	%
1	Within 50 miles of my college town		12	29%
2	Within 50 miles of my home town		4	10%
3	Over 50 miles, but within 500 miles of my college town		7	17%
4	Over 50 miles, but within 500 miles of my home town		11	26%
5	In WV		19	45%
6	In at least one of WV's neighboring states (OH, KY, VA, MD, PA)		12	29%
7	Within the US, but outside the above boundaries		9	21%
8	Internationally		4	10%
9	Other (please specify)		5	12%

Other (please specify)
not applied
I have not applied yet but I will do to WV's neighboring state and Texas and also Wv
Marshall graduate school
Online
online

12. Have you been accepted by a higher-level educational program?

#	Answer	Response	%
1	Yes	16	37%
2	No	27	63%

13. If you have been accepted by a higher level institution, what institution do you plan to attend?

Text Response
W v u
Emory University
Tufts
Northeastern University
University of Kentucky or West Virginia University
University of Maryland
Tiffin University
Marshall University
Marshall university
Argosy University
Still applying to other institutions
University of Kentucky
Marshall University
Mid-America Reformed Seminary
Marshall university

Statistic	Value
Total Responses	15

14. While pursuing my degree at Marshall University

#	Question	Strongly Agree	Agree	Neither Agree nor Disagree	Disagree	Strongly Disagree	Total Responses	Mean
1	I developed the ability to write effectively.	35	20	0	3	0	58	1.50
2	I developed the ability to use mathematics in everyday life.	7	22	12	12	5	58	2.76
3	I learned to find scholarly information, to evaluate it critically and to use it effectively.	33	20	4	1	0	58	1.53
4	I gained expertise in the use of technology important in my my field of study.	18	29	7	2	2	58	1.98
5	I acquired sufficient skills and knowledge to prepare for career-related	22	17	12	3	4	58	2.14

	positions.							
6	I developed the ability to express myself effectively through speaking.	25	26	6	0	1	58	1.72
7	I developed multicultural and global perspectives.	32	15	7	4	0	58	1.71
8	Writing intensive courses helped me to improve my writing skills.	21	17	10	5	5	58	2.24
9	My classes challenged me to analyze and evaluate issues and to solve real-world problems in a manner that is ethical and supportive of our civic well being.	28	20	8	2	0	58	1.72
10	I broadened my appreciation	15	25	8	8	2	58	2.26

11	for the arts. My capstone course challenged me to do my best work.	35	9	8	4	1	57	1.72
12	I learned to examine issues from multiple perspectives.	31	19	4	2	1	57	1.65
13	I learned to use what I know to solve novel problems.	24	21	9	3	0	57	1.84
14	I learned to assess my own values and to examine other viewpoints and credible evidence.	30	20	3	3	0	56	1.63

Statistic	I developed the ability to write effectively.	I developed the ability to use mathematics in everyday life.	I learned to find scholarly information, to evaluate it critically and to use it effectively.	I gained expertise in the use of technology important in my field of study.	I acquired sufficient skills and knowledge to prepare for career-related positions.	I developed the ability to express myself effectively through speaking.	I developed multicultural and global perspectives.	Writing intensive courses helped me to improve my writing skills.	My classes challenged me to analyze and evaluate issues and to solve real-world problems in a manner that is ethical and supportive of our civic well-being.	I broadened my appreciation for the arts.	My capstone course challenged me to do my best work.	I learned to examine issues from multiple perspectives.	I learned to use what I know to solve novel problems.	I learned to assess my own values and to examine other viewpoints and credible evidence.
Min Value	1	1	1	1	1	1	1	1	1	1	1	1	1	1
Max Value	4	5	4	5	5	5	4	5	4	5	5	5	4	4
Mean	1.50	2.76	1.53	1.98	2.14	1.72	1.71	2.24	1.72	2.26	1.72	1.65	1.84	1.63
Varian	0.57	1.38	0.50	0.89	1.42	0.62	0.88	1.62	0.69	1.21	1.13	0.80	0.78	0.68

ce Stand ard Deviat ion	0.76	1.17	0.71	0.95	1.19	0.79	0.94	1.27	0.83	1.10	1.06	0.90	0.88	0.82
Total Respo nses	58	58	58	58	58	58	58	58	58	58	57	57	57	56

15. Now that I have completed my degree,

#	Question	Strongly Agree	Agree	Neither Agree nor Disagree	Disagree	Strongly Disagree	Total Responses	Mean
1	I feel adequately prepared for a career and/or graduate or professional study in my major field.	19	19	12	3	5	58	2.24
2	I believe that Marshall University's program in my major field is of high quality.	19	24	10	2	3	58	2.07
3	I would recommend to others that they study the same program at Marshall.	20	24	5	5	4	58	2.12
4	I would recommend Marshall to prospective students.	25	20	8	1	4	58	1.95

Statistic	I feel adequately prepared for a career and/or graduate or professional study in my major field.	I believe that Marshall University's program in my major field is of high quality.	I would recommend to others that they study the same program at Marshall.	I would recommend Marshall to prospective students.
Min Value	1	1	1	1
Max Value	5	5	5	5
Mean	2.24	2.07	2.12	1.95
Variance	1.48	1.12	1.41	1.28
Standard Deviation	1.22	1.06	1.19	1.13
Total Responses	58	58	58	58

16. Please rate your level of satisfaction with the quality of the following at Marshall:

#	Question	Very Satisfied	Satisfied	Neutral	Dissatisfied	Very Dissatisfied	Total Responses	Mean
1	Teaching	24	25	7	1	1	58	1.79
2	Advising	6	16	19	11	6	58	2.91
3	Academic Support Services	9	20	15	9	4	57	2.63
4	Classroom/Lab Facilities	11	29	13	4	1	58	2.22

Statistic	Teaching	Advising	Academic Support Services	Classroom/Lab Facilities
Min Value	1	1	1	1
Max Value	5	5	5	5
Mean	1.79	2.91	2.63	2.22
Variance	0.73	1.31	1.31	0.81
Standard Deviation	0.85	1.14	1.14	0.90
Total Responses	58	58	57	58

17. When I graduate, I plan to

#	Answer	Response	%
1	Be employed	38	67%
2	Further my education	42	74%
3	Other	2	4%

Other

GA while furthering education

18. If you plan to be employed after graduation, will your job be in the career path you have chosen?

#	Answer	Response	%
1	Yes	14	37%
2	No	8	21%
3	Don't know yet	16	42%
	Total	38	100%







19. If you plan to be employed after graduation, will your job be in your major field?

#	Answer		Response	%
1	Yes		15	39%
2	No		7	18%
3	Don't know yet		16	42%
	Total		38	100%

20. If you plan to be employed after graduation, will your job be

#	Answer		Response	%
1	In WV?		25	66%
2	In KY, OH, PA, VA, or MD?		6	16%
3	In a state other than one mentioned above?		5	13%
4	In a country other than the US?		2	5%
	Total		38	100%

21. If you plan to be employed after graduation, will your job be (choose all that apply):

#	Answer		Response	%
1	within 50 miles of your college town?		20	53%
2	within 50 miles of your home town?		11	29%
3	over 50 miles, but within 500 miles of your college town?		7	18%
4	over 50 miles, but within 500 miles of your home town?		10	26%
5	over 500 miles from your college town		2	5%
6	over 500 miles from your home town		6	16%

22. If you have accepted employment, what will be your starting salary?

#	Answer	Response	%
1	\$10,000 or less	1	3%
2	\$10,001 - \$15,000	2	5%
3	\$15,001 - \$20,000	1	3%
4	\$20,001 - \$25,000	3	8%
5	\$25,001 - \$30,000	0	0%
6	\$30,001 - \$35,000	1	3%
7	\$35,001 - \$40,000	2	5%
8	\$40,001 - \$45,000	0	0%
9	\$45,001 - \$50,000	0	0%
10	More than \$50,000	0	0%
11	I have not yet accepted employment	28	74%
	Total	38	100%

23. For the position indicated above, who is your employer?








Text Response
JuINet Solutions
NAPA Auto Parts
Public schools or Translations organization
Young Life
The Japanese Government
Project management firm
Chicos FAS
ACES Autism Center
Marshall university (graduate assistant)
ResCare
Huntington City Mission

Statistic	Value
Total Responses	11

24. Did you use Career Services to help you with your career path?

#	Answer	Response	%
1	Yes	13	23%
2	No	44	77%
	Total	57	100%

25. If you answered "yes" to the previous question, please indicate all services used.

#	Answer		Response	%
1	Marshall JobTrax		8	62%
2	Resume assistance		9	69%
3	Career Advising		5	38%
4	Mock Interviewing		5	38%
5	On-campus recruitment event		4	31%
6	Career Fair		5	38%
7	Other		1	8%

Other
Personal Statement assistance

26. Please indicate your level of satisfaction with these elements of your experience in the College of Liberal Arts:

#	Question	Very Satisfied	Satisfied	Neutral	Dissatisfied	Very Dissatisfied	Total Responses	Mean
1	Mandatory Advising Policy	6	22	16	6	7	57	2.75
2	Senior Evaluation	19	24	10	1	3	57	2.04
3	General (Core) Education Requirements	8	18	14	9	7	56	2.80
4	Availability/Accessibility of COLA staff and faculty	11	29	10	6	1	57	2.25
5	Policies clearly explained in the catalog	13	22	16	2	3	56	2.29
6	Student kept adequately informed of academic progress	14	24	8	5	6	57	2.39
7	Courses offered in sufficient numbers/frequency to meet student needs	12	18	10	12	5	57	2.65
8	Sufficient summer school offerings	8	17	19	7	4	55	2.67
9	Transfer credits from other colleges (within the university and also from other colleges to this college)	12	14	22	5	3	56	2.52
10	Quality of department/faculty advising	10	26	13	7	1	57	2.35
11	Availability of faculty for appointments	21	23	10	3	0	57	1.91

12	Development of critical thinking skills encouraged by college/department	23	23	6	3	2	57	1.91
13	Quality of program/courses in my major	25	22	4	2	3	56	1.86
14	Development of writing skills enhanced	23	26	6	1	1	57	1.79

Statistic	Mandatory Advising Policy	Senior Evaluation	General (Core) Education Requirements	Availability /Accessibility of COLA staff and faculty	Policies clearly explained in the catalog	Student kept adequately informed of academic progress	Courses offered in sufficient numbers /frequency to meet student needs	Sufficient summer school offerings	Transferred credits from other colleges (within the university and also from other colleges to this college)	Quality of department/faculty advising	Availability of faculty for appointments	Development of critical thinking skills encouraged by college/department	Quality of program/courses in my major	Development of writing skills enhanced
Min Value	1	1	1	1	1	1	1	1	1	1	1	1	1	1
Max Value	5	5	5	5	5	5	5	5	5	5	4	5	5	5
Mean	2.75	2.04	2.80	2.25	2.29	2.39	2.65	2.67	2.52	2.35	1.91	1.91	1.86	1.79

Variance	1.37	1.07	1.54	0.90	1.08	1.56	1.62	1.22	1.20	0.95	0.76	1.05	1.14	0.70
Standard Deviation	1.17	1.03	1.24	0.95	1.04	1.25	1.27	1.11	1.10	0.97	0.87	1.02	1.07	0.84
Total Responses	57	57	56	57	56	57	57	55	56	57	57	57	56	57

27. Gender

Value	Total
Female	44
Male	17

28. Race

Value	Total
Caucasian (White)	48
Hispanic	1
African-American (Black)	2
No Information	10

29. Age

Value	Total
27	1
23	10
26	1
25	4
36	1
52	1
34	2
22	15
21	17
20	4
43	1
33	1
31	1
24	2

30. Degree

Value	Total
BA	60
CER	1

31. Major

Value	Total
LP20	27
LS10	1
LE20	10
LM60	3
LG10	1
LC40	1
LA10	2
LH10	4
LC30	7
LI10	2
LX00	1
LP10	2

32. Minor_1

Value	Total
VENG	3
VCJ0	5
VHS6	1
VFRN	2
VSPN	3
VGIS	1
VRST	2
VWMS	2
VBSC	1
VMGT	1
VMUS	1
VCL0	1
VJPN	1
VPSC	2
VHST	3
VHS3	1
VECN	1
VGER	1
VPSY	2
VHS0	1
[No Value]	26

33. Minor_2

Value	Total
VCHM	1
VMKT	1
VIAF	1
VHST	4
VMS1	1
VHS6	2
[No Value]	51

34. GPA

Value	Total
3.15	1
2.45	1
2.67	3
2.88	1
3.49	1
3.17	1
2.17	1
3.72	1
3.8	1
2.82	1
2.89	1
3.61	2
3.6	1
3.63	2
3.42	1
3.84	1
3.86	2
3.44	1
3.28	1
3.3	1
4	2
3.93	1
2.98	1
3.36	1
2.91	1
3.46	1
3.59	1
3.97	1
3.29	1
3.74	1
2.27	1
3.83	1
3.4	1
3.94	1

3.92	1
3.96	1
3.7	1
3.64	1
3.12	1
3.85	1
2.64	1
2.22	1
3.62	1
3.73	1
2.68	1
3.08	1
3.09	1
3.52	1
3.88	1
3.26	1
3.32	1
3.69	1
3.2	1
2.52	1
2.58	1