

College of Science

Academic Year 2013 – 2014 (Summer and Fall 2013; Spring 2014)

For Likert Scale Questions, 1 = Strongly Agree and 5 = Strongly Disagree. So, smaller means are more positive than larger means.

Last Modified: 09/06/2013

1. Family Status

| # | Answer | Response | % |
|---|------------------------|----------|------|
| 1 | Married, no children | 0 | 0% |
| 2 | Married, with children | 3 | 4% |
| 3 | Single, no children | 65 | 88% |
| 4 | Single, with children | 6 | 8% |
| | Total | 74 | 100% |

2. Residence at time of admission

| # | Answer | Response | % |
|---|--------------|----------|------|
| 1 | In-State | 52 | 72% |
| 2 | Metro | 3 | 4% |
| 3 | Out-of-State | 17 | 24% |
| | Total | 72 | 100% |

3. Number of semesters enrolled to complete your degree (Note: One semester is equal to fall, spring, or summer, resulting in the potential for three semesters in one year)

| # | Answer | | Response | % |
|----|------------------------|--|----------|------|
| 1 | Fewer than 8 semesters | | 12 | 17% |
| 2 | 8 semesters | | 21 | 29% |
| 3 | 9 semesters | | 14 | 19% |
| 4 | 10 semesters | | 13 | 18% |
| 5 | 11 semesters | | 3 | 4% |
| 6 | 12 semesters | | 3 | 4% |
| 7 | 13 semesters | | 5 | 7% |
| 8 | 14 semesters | | 0 | 0% |
| 9 | 15 semesters | | 0 | 0% |
| 10 | 16 semesters | | 1 | 1% |
| 11 | 17 semesters | | 0 | 0% |
| 12 | 18 semesters | | 0 | 0% |
| 13 | 19 semesters | | 0 | 0% |
| 14 | 20 semesters | | 0 | 0% |
| 15 | More than 20 semesters | | 0 | 0% |
| | Total | | 72 | 100% |

4. While pursuing your degree, did you

| # | Answer | | Response | % |
|---|---|--|----------|------|
| 1 | Originally enroll and stay at Marshall | | 52 | 70% |
| 2 | Transfer from a 2-year institution or community college | | 9 | 12% |
| 3 | Transfer from another 4-year institution | | 13 | 18% |
| | Total | | 74 | 100% |

5. During the last year of your studies, how many hours a week did you work while attending classes?

| # | Answer | | Response | % |
|---|--------------|--|----------|------|
| 1 | None | | 17 | 23% |
| 2 | 1 - 10 | | 13 | 18% |
| 3 | 11 - 20 | | 13 | 18% |
| 4 | 21 - 30 | | 17 | 23% |
| 5 | More than 30 | | 14 | 19% |
| | Total | | 74 | 100% |

6. Which of the following best describes your educational objective while attending Marshall University?

| # | Answer | | Response | % |
|---|---------------------------|--|----------|------|
| 1 | Begin my first career | | 62 | 84% |
| 2 | Advance in current career | | 3 | 4% |
| 3 | Change career | | 5 | 7% |
| 4 | Non-career objective | | 4 | 5% |
| | Total | | 74 | 100% |

7. Upon graduation, what was the dollar amount of your educational loan indebtedness?

| # | Answer | | Response | % |
|---|---------------------|--|----------|------|
| 1 | No indebtedness | | 26 | 36% |
| 2 | Up to \$4,999 | | 3 | 4% |
| 3 | \$5,000 - \$9,999 | | 2 | 3% |
| 4 | \$10,000 - \$14,999 | | 8 | 11% |
| 5 | \$15,000 - \$19,999 | | 11 | 15% |
| 6 | Over \$20,000 | | 23 | 32% |
| | Total | | 73 | 100% |











8. Did you take part in an internship, practicum or other structured work experience related to your major and anticipated career?




| # | Answer | | Response | % |
|---|--------|--|----------|------|
| 1 | Yes | | 49 | 67% |
| 2 | No | | 24 | 33% |
| | Total | | 73 | 100% |

9. If you answered "yes" to the previous question, did that experience increase your ability to secure employment or employment offers?

| # | Answer | | Response | % |
|---|--|--|----------|------|
| 1 | Yes | | 23 | 48% |
| 2 | No | | 5 | 10% |
| 3 | Insufficient information to answer this question | | 20 | 42% |
| | Total | | 48 | 100% |

10. When I graduate from Marshall University I plan to (check all that apply)

| # | Answer | | Response | % |
|----|---|---|----------|-----|
| 1 | Attend graduate school |  | 54 | 75% |
| 2 | Complete additional undergraduate coursework |  | 3 | 4% |
| 3 | Continue to work at the same job I have at present |  | 9 | 13% |
| 4 | Enter the military |  | 1 | 1% |
| 5 | Work for a private sector company or corporation |  | 14 | 19% |
| 6 | Work for a local, state, or federal agency |  | 18 | 25% |
| 7 | Work for a volunteer or service organization, e.g. Peace Corps, AmeriCorps, City Year, etc. |  | 2 | 3% |
| 8 | Work for a non-profit organization, e.g. hospital, university, public school, etc. |  | 8 | 11% |
| 9 | Begin my own business |  | 3 | 4% |
| 10 | Start or raise a |  | 6 | 8% |

| | | | | |
|----|---------------------------------|---|---|----|
| | family | | | |
| 11 | Take time off (to travel, etc.) |  | 5 | 7% |
| 12 | Undecided or no plans |  | 5 | 7% |
| 13 | Other |  | 6 | 8% |

Other

Law School

I have had to deal with a lot of crap this semester so I need a break. I plan on continuing school in the fall. I want to take time to still figure out what I want to do. Help family members out who have helped me over the years. etc.

law school

Apply to Medical School

Law school

11. If you plan to continue your education and have applied to institutions of higher education, please check all that apply: I have applied to institutions of higher education

| # | Answer | | Response | % |
|---|---|--|----------|-----|
| 1 | Within 50 miles of my college town | | 15 | 31% |
| 2 | Within 50 miles of my home town | | 9 | 18% |
| 3 | Over 50 miles, but within 500 miles of my college town | | 15 | 31% |
| 4 | Over 50 miles, but within 500 miles of my home town | | 14 | 29% |
| 5 | In WV | | 24 | 49% |
| 6 | In at least one of WV's neighboring states (OH, KY, VA, MD, PA) | | 21 | 43% |
| 7 | Within the US, but outside the above boundaries | | 14 | 29% |
| 8 | Internationally | | 2 | 4% |
| 9 | Other (please specify) | | 5 | 10% |

| Other (please specify) |
|--|
| have not applied yet |
| Marshall |
| Illinois |
| Have not applied yet, will probably wait until the spring semester |
| At Marshall University |

12. Have you been accepted by a higher-level educational program?

| # | Answer | Response | % |
|---|--------|----------|-----|
| 1 | Yes | 26 | 50% |
| 2 | No | 26 | 50% |

13. If you have been accepted by a higher level institution, what institution do you plan to attend?

| Text Response |
|---|
| Marshall University |
| Marshall University M.S. Biological Sciences |
| NOT SURE |
| Life University |
| Marshall University |
| Alderson Broaddus University |
| University of Kentucky |
| University of Central FI |
| Ohio State University |
| WVSOM |
| West Virginia University |
| Marshall University Joan C Edwards School of Medicine |
| Marshall university school of pharmacy |
| Joan C Edwards School of Medicine |
| Marshall University School of Medicine |
| Ohio State University College of Optometry |
| University of Pittsburgh |
| NKU Chase School of Law |
| University of Illinois in Champaign-Urbana |
| Boston University |
| Marshall university |
| Marshall University School of Pharmacy |
| Application Process for Marshall's grad program |
| Marshall University Joan C Edwards School of Medicine |
| Marshall University |
| University of Arizona |
| Marshall University |

| Statistic | Value |
|-----------------|-------|
| Total Responses | 27 |

14. While pursuing my degree at Marshall University

| # | Question | Strongly Agree | Agree | Neither Agree nor Disagree | Disagree | Strongly Disagree | Total Responses | Mean |
|---|---|----------------|-------|----------------------------|----------|-------------------|-----------------|------|
| 1 | I developed the ability to write effectively. | 24 | 34 | 8 | 4 | 2 | 72 | 1.97 |
| 2 | I developed the ability to use mathematics in everyday life. | 11 | 36 | 18 | 6 | 1 | 72 | 2.31 |
| 3 | I learned to evaluate information critically and to use it effectively. | 23 | 42 | 7 | 0 | 0 | 72 | 1.78 |
| 4 | I gained expertise in the use of technology important in my field of study. | 26 | 30 | 14 | 0 | 2 | 72 | 1.92 |
| 5 | I acquired sufficient skills and knowledge to prepare for career-related positions. | 21 | 36 | 11 | 4 | 0 | 72 | 1.97 |

| | | | | | | | | |
|----|--|----|----|----|---|---|----|------|
| 6 | I developed the ability to express myself effectively through speaking. | 22 | 36 | 10 | 3 | 1 | 72 | 1.96 |
| 7 | I developed multicultural and global perspectives. | 14 | 34 | 17 | 4 | 3 | 72 | 2.28 |
| 8 | Writing intensive courses helped me to improve my writing skills. | 18 | 33 | 6 | 8 | 7 | 72 | 2.35 |
| 9 | My classes challenged me to analyze and evaluate issues and to solve real-world problems in a manner that is ethical and supportive of our civic well being. | 20 | 39 | 7 | 4 | 2 | 72 | 2.01 |
| 10 | I broadened my appreciation for the arts. | 11 | 26 | 23 | 8 | 4 | 72 | 2.56 |

| | | | | | | | | |
|----|--|----|----|----|---|---|----|------|
| 11 | My capstone course challenged me to do my best work. | 25 | 28 | 13 | 1 | 5 | 72 | 2.07 |
| 12 | I learned to examine issues from multiple perspectives. | 27 | 32 | 12 | 1 | 0 | 72 | 1.82 |
| 13 | I learned to use what I know to solve novel problems. | 29 | 32 | 9 | 2 | 0 | 72 | 1.78 |
| 14 | I learned to assess my own values and to examine other viewpoints and credible evidence. | 25 | 36 | 11 | 0 | 0 | 72 | 1.81 |

| Statistic | I developed the ability to write effectively. | I developed the ability to use mathematics in everyday life. | I learned to evaluate information critically and to use it effectively. | I gained expertise in the use of technology important in my field of study. | I acquired sufficient skills and knowledge to prepare for career-related positions. | I developed the ability to express myself effectively through speaking. | I developed multicultural and global perspectives. | Writing intensive courses helped me to improve my writing skills. | My classes challenged me to analyze and evaluate issues and to solve real-world problems in a manner that is ethical and supportive of our civic well-being. | I broadened my appreciation for the arts. | My capstone course challenged me to do my best work. | I learned to examine issues from multiple perspectives. | I learned to use what I know to solve novel problems. | I learned to assess my own values and to examine other viewpoints and credible evidence. |
|-----------|---|--|---|---|---|---|--|---|--|---|--|---|---|--|
| Min Value | 1 | 1 | 1 | 1 | 1 | 1 | 1 | 1 | 1 | 1 | 1 | 1 | 1 | 1 |
| Max Value | 5 | 5 | 3 | 5 | 4 | 5 | 5 | 5 | 5 | 5 | 5 | 4 | 4 | 3 |
| Mean | 1.97 | 2.31 | 1.78 | 1.92 | 1.97 | 1.96 | 2.28 | 2.35 | 2.01 | 2.56 | 2.07 | 1.82 | 1.78 | 1.81 |
| Varian | 0.93 | 0.78 | 0.37 | 0.81 | 0.68 | 0.74 | 0.96 | 1.55 | 0.86 | 1.12 | 1.22 | 0.57 | 0.60 | 0.47 |

15. Now that I have completed my degree,

| # | Question | Strongly Agree | Agree | Neither Agree nor Disagree | Disagree | Strongly Disagree | Total Responses | Mean |
|---|--|----------------|-------|----------------------------|----------|-------------------|-----------------|------|
| 1 | I feel adequately prepared for a career and/or graduate or professional study in my major field. | 23 | 32 | 10 | 6 | 1 | 72 | 2.03 |
| 2 | I believe that Marshall University's program in my major field is of high quality. | 25 | 28 | 12 | 5 | 2 | 72 | 2.04 |
| 3 | I would recommend to others that they study the same program at Marshall. | 28 | 30 | 7 | 6 | 1 | 72 | 1.92 |
| 4 | I would recommend Marshall to prospective students. | 34 | 26 | 7 | 2 | 3 | 72 | 1.81 |

| Statistic | I feel adequately prepared for a career and/or graduate or professional study in my major field. | I believe that Marshall University's program in my major field is of high quality. | I would recommend to others that they study the same program at Marshall. | I would recommend Marshall to prospective students. |
|--------------------|--|--|---|---|
| Min Value | 1 | 1 | 1 | 1 |
| Max Value | 5 | 5 | 5 | 5 |
| Mean | 2.03 | 2.04 | 1.92 | 1.81 |
| Variance | 0.93 | 1.05 | 0.95 | 1.03 |
| Standard Deviation | 0.96 | 1.03 | 0.98 | 1.02 |
| Total Responses | 72 | 72 | 72 | 72 |

16. Please rate your level of satisfaction with the quality of the following at Marshall:

| # | Question | Very Satisfied | Satisfied | Neutral | Dissatisfied | Very Dissatisfied | Total Responses | Mean |
|---|---------------------------|----------------|-----------|---------|--------------|-------------------|-----------------|------|
| 1 | Teaching | 17 | 42 | 8 | 4 | 1 | 72 | 2.03 |
| 2 | Advising | 17 | 14 | 19 | 16 | 6 | 72 | 2.72 |
| 3 | Academic Support Services | 8 | 27 | 25 | 7 | 5 | 72 | 2.64 |
| 4 | Classroom/Lab Facilities | 10 | 34 | 12 | 13 | 3 | 72 | 2.51 |

| Statistic | Teaching | Advising | Academic Support Services | Classroom/Lab Facilities |
|--------------------|----------|----------|---------------------------|--------------------------|
| Min Value | 1 | 1 | 1 | 1 |
| Max Value | 5 | 5 | 5 | 5 |
| Mean | 2.03 | 2.72 | 2.64 | 2.51 |
| Variance | 0.70 | 1.64 | 1.08 | 1.15 |
| Standard Deviation | 0.84 | 1.28 | 1.04 | 1.07 |
| Total Responses | 72 | 72 | 72 | 72 |

17. When I graduate, I plan to

| # | Answer | Response | % |
|---|----------------------|----------|-----|
| 1 | Be employed | 36 | 50% |
| 2 | Further my education | 56 | 78% |
| 3 | Other | 2 | 3% |

Other

Start a business

Take a break, then start back up in the fall.

18. If you plan to be employed after graduation, will your job be in the career path you have chosen?

| # | Answer | Response | % |
|---|----------------|----------|------|
| 1 | Yes | 20 | 57% |
| 2 | No | 2 | 6% |
| 3 | Don't know yet | 13 | 37% |
| | Total | 35 | 100% |

19. If you plan to be employed after graduation, will your job be in your major field?

| # | Answer | | Response | % |
|---|----------------|--|----------|------|
| 1 | Yes | | 19 | 54% |
| 2 | No | | 2 | 6% |
| 3 | Don't know yet | | 14 | 40% |
| | Total | | 35 | 100% |

20. If you plan to be employed after graduation, will your job be

| # | Answer | | Response | % |
|---|--|--|----------|------|
| 1 | In WV? | | 15 | 43% |
| 2 | In KY, OH, PA, VA, or MD? | | 9 | 26% |
| 3 | In a state other than one mentioned above? | | 10 | 29% |
| 4 | In a country other than the US? | | 1 | 3% |
| | Total | | 35 | 100% |

21. If you plan to be employed after graduation, will your job be (choose all that apply):

| # | Answer | | Response | % |
|---|---|--|----------|-----|
| 1 | within 50 miles of your college town? | | 17 | 49% |
| 2 | within 50 miles of your home town? | | 9 | 26% |
| 3 | over 50 miles, but within 500 miles of your college town? | | 10 | 29% |
| 4 | over 50 miles, but within 500 miles of your home town? | | 9 | 26% |
| 5 | over 500 miles from your college town | | 7 | 20% |
| 6 | over 500 miles from your home town | | 6 | 17% |

22. If you have accepted employment, what will be your starting salary?

| # | Answer | Response | % |
|----|------------------------------------|----------|------|
| 1 | \$10,000 or less | 1 | 3% |
| 2 | \$10,001 - \$15,000 | 0 | 0% |
| 3 | \$15,001 - \$20,000 | 1 | 3% |
| 4 | \$20,001 - \$25,000 | 1 | 3% |
| 5 | \$25,001 - \$30,000 | 1 | 3% |
| 6 | \$30,001 - \$35,000 | 1 | 3% |
| 7 | \$35,001 - \$40,000 | 0 | 0% |
| 8 | \$40,001 - \$45,000 | 1 | 3% |
| 9 | \$45,001 - \$50,000 | 1 | 3% |
| 10 | More than \$50,000 | 3 | 9% |
| 11 | I have not yet accepted employment | 24 | 71% |
| | Total | 34 | 100% |

23. For the position indicated above, who is your employer?

| Text Response |
|---|
| None of your business |
| Marshall University Sustainability Department |
| Vandalia |
| Greater Huntington Park & Recreation District |
| Disney |
| Dell SecureWorks |

| Statistic | Value |
|-----------------|-------|
| Total Responses | 6 |

24. Did you use Career Services to help you with your career path?

| # | Answer | Response | % |
|---|--------|----------|------|
| 1 | Yes | 15 | 21% |
| 2 | No | 55 | 79% |
| | Total | 70 | 100% |

25. If you answered "yes" to the previous question, please indicate all services used.

| # | Answer | Response | % |
|---|-----------------------------|----------|-----|
| 1 | Marshall JobTrax | 9 | 60% |
| 2 | Resume assistance | 12 | 80% |
| 3 | Career Advising | 4 | 27% |
| 4 | Mock Interviewing | 7 | 47% |
| 5 | On-campus recruitment event | 1 | 7% |
| 6 | Career Fair | 5 | 33% |
| 7 | Other | 0 | 0% |

Other

26. Please indicate your level of satisfaction with these elements of your experience in the College of Science:

| # | Question | Very Satisfied | Satisfied | Neutral | Dissatisfied | Very Dissatisfied | Total Responses | Mean |
|---|---|----------------|-----------|---------|--------------|-------------------|-----------------|------|
| 1 | Availability and quality of academic advising | 19 | 18 | 17 | 10 | 7 | 71 | 2.55 |
| 2 | Availability of courses | 11 | 36 | 14 | 7 | 3 | 71 | 2.37 |
| 3 | Responsiveness to students with special needs | 10 | 24 | 35 | 1 | 0 | 70 | 2.39 |
| 4 | Professionalism/Scholarship of faculty | 14 | 38 | 14 | 4 | 1 | 71 | 2.15 |
| 5 | Development of critical thinking skills | 19 | 39 | 9 | 3 | 1 | 71 | 1.99 |

| Statistic | Availability and quality of academic advising | Availability of courses | Responsiveness to students with special needs | Professionalism/Scholarship of faculty | Development of critical thinking skills |
|--------------------|---|-------------------------|---|--|---|
| Min Value | 1 | 1 | 1 | 1 | 1 |
| Max Value | 5 | 5 | 4 | 5 | 5 |
| Mean | 2.55 | 2.37 | 2.39 | 2.15 | 1.99 |
| Variance | 1.68 | 1.01 | 0.56 | 0.73 | 0.70 |
| Standard Deviation | 1.30 | 1.00 | 0.75 | 0.86 | 0.84 |
| Total Responses | 71 | 71 | 70 | 71 | 71 |

27. Please indicate your level of satisfaction with these elements of your experience in the Biological Sciences Program.

| # | Question | Very Satisfied | Satisfied | Neutral | Dissatisfied | Very Dissatisfied | Total Responses | Mean |
|---|--|----------------|-----------|---------|--------------|-------------------|-----------------|------|
| 1 | The required courses in BSC were valuable and relevant preparation for advancing to the next stage of my career. | 5 | 7 | 3 | 1 | 0 | 16 | 2.00 |
| 2 | There was a sufficient number and variety of elective courses in the Biological Science curriculum. | 4 | 7 | 2 | 3 | 0 | 16 | 2.25 |
| 3 | BSC courses encourage thinking and analytic skills. | 7 | 9 | 0 | 0 | 0 | 16 | 1.56 |
| 4 | BSC courses promote improved communication skills. | 6 | 5 | 3 | 2 | 0 | 16 | 2.06 |
| 5 | BSC program provides adequate experience | 4 | 8 | 4 | 0 | 0 | 16 | 2.00 |

| | | | | | | | | |
|---|--|---|---|---|---|---|----|------|
| | with and use of computers. | | | | | | | |
| 6 | Courses in BSC effectively integrate modern research activities with more traditional material. | 6 | 6 | 4 | 0 | 0 | 16 | 1.88 |
| 7 | Lab activities for BSC were relevant and important to the development of difficult concepts. | 5 | 5 | 3 | 3 | 0 | 16 | 2.25 |
| 8 | Lab activities for BSC courses provided active student involvement and participation for the development for the basic technical skills. | 6 | 7 | 2 | 1 | 0 | 16 | 1.88 |
| 9 | Members of the BSC faculty appeared to | 9 | 6 | 1 | 0 | 0 | 16 | 1.50 |

| | | | | | | | | |
|----|---|---|---|---|---|---|----|------|
| | be competent and knowledgeable in their fields. | | | | | | | |
| 10 | Members of the BSC faculty appeared to be fair and unbiased towards students regardless of race, gender, age and/or disability. | 9 | 6 | 1 | 0 | 0 | 16 | 1.50 |
| 11 | Members of the BSC faculty were generally accessible and friendly. | 7 | 9 | 0 | 0 | 0 | 16 | 1.56 |
| 12 | I would recommend Marshall University to a friend who wished to major in Biological Science. | 9 | 5 | 2 | 0 | 0 | 16 | 1.56 |

28. Please indicate your level of satisfaction with these elements of your experience in the Chemistry Program.

| # | Question | Very Satisfied | Satisfied | Neutral | Dissatisfied | Very Dissatisfied | Total Responses | Mean |
|---|---|----------------|-----------|---------|--------------|-------------------|-----------------|------|
| 1 | There were sufficient number and variety of elective courses in the Chemistry curriculum. | 0 | 1 | 1 | 1 | 0 | 3 | 3.00 |
| 2 | Chemistry courses encourage thinking and analytic skills. | 1 | 1 | 1 | 0 | 0 | 3 | 2.00 |
| 3 | Chemistry courses promote improved communication skills. | 1 | 1 | 0 | 1 | 0 | 3 | 2.33 |
| 4 | Chemistry program provides adequate experience with and use of computers. | 0 | 3 | 0 | 0 | 0 | 3 | 2.00 |
| 5 | Lab activities for Chemistry courses were relevant and important to | 0 | 3 | 0 | 0 | 0 | 3 | 2.00 |

| | | | | | | | | |
|---|--|---|---|---|---|---|---|------|
| | the development of difficult concepts. | | | | | | | |
| 6 | Lab activities for Chemistry courses provided active student involvement and participation for the development for the basic technical skills. | 0 | 3 | 0 | 0 | 0 | 3 | 2.00 |
| 7 | Members of the Chemistry faculty appeared to be competent and knowledgeable in their fields. | 2 | 0 | 0 | 1 | 0 | 3 | 2.00 |
| 8 | Members of the Chemistry faculty appeared to be fair and unbiased towards students regardless of race, gender, age and/or disability. | 2 | 1 | 0 | 0 | 0 | 3 | 1.33 |

| | | | | | | | | |
|----|---|---|---|---|---|---|---|------|
| 9 | Members of the Chemistry faculty were generally accessible and friendly. | 1 | 1 | 0 | 1 | 0 | 3 | 2.33 |
| 10 | I would recommend Marshall University to a friend who wished to major in Chemistry. | 2 | 0 | 0 | 1 | 0 | 3 | 2.00 |

29. Gender

| Value | Total |
|-------|-------|
| M | 27 |
| F | 48 |

30. Race

| Value | Total |
|--------------------------------|-------|
| Caucasian (White) | 58 |
| American Indian/Alaskan Native | 1 |
| African-American (Black) | 2 |
| Hispanic | 1 |
| No Information | 13 |

31. Age

| Value | Total |
|-------|-------|
| 23 | 14 |
| 25 | 2 |
| 22 | 23 |
| 21 | 17 |
| 24 | 6 |
| 28 | 1 |
| 30 | 1 |
| 27 | 2 |
| 38 | 1 |
| 29 | 1 |
| 32 | 1 |
| 33 | 1 |
| 39 | 1 |
| 35 | 2 |
| 36 | 1 |
| 47 | 1 |

32. Degree

| Value | Total |
|-------|-------|
| BS | 57 |
| BA | 16 |
| BSC | 2 |

33. Major

| Value | Total |
|-------|-------|
| SB70 | 3 |
| SC60 | 3 |
| SB40 | 1 |
| SB10 | 16 |
| SJ10 | 12 |
| SI20 | 5 |
| SE10 | 4 |
| SC10 | 3 |
| SM10 | 2 |
| SI30 | 2 |
| SN10 | 4 |
| SC50 | 2 |
| SI40 | 3 |
| SJ20 | 4 |
| SBA0 | 4 |
| SC20 | 2 |
| SM30 | 4 |
| SB80 | 1 |

34. Minor_1

| Value | Total |
|------------|-------|
| VCHM | 23 |
| VBSC | 7 |
| VFRN | 1 |
| VHST | 4 |
| VART | 1 |
| VGLY | 2 |
| VSPN | 1 |
| VCJO | 3 |
| VSOC | 1 |
| VGER | 1 |
| VMTH | 3 |
| VATE | 1 |
| VMKT | 1 |
| VPHY | 1 |
| VPSY | 5 |
| VECN | 2 |
| [No Value] | 18 |

35. Minor_2

| Value | Total |
|------------|-------|
| VCHM | 3 |
| VIS1 | 1 |
| VART | 1 |
| VIST | 1 |
| VPHY | 2 |
| VENG | 1 |
| VBSC | 1 |
| VCSC | 1 |
| VMGT | 1 |
| [No Value] | 63 |

36. GPA

| Value | Total |
|-------|-------|
| 3.61 | 1 |
| 3.43 | 2 |
| 3.35 | 1 |
| 2.98 | 1 |
| 3.14 | 2 |
| 2.67 | 1 |
| 2.75 | 3 |
| 2.05 | 1 |
| 2.58 | 1 |
| 3.77 | 1 |
| 2.38 | 1 |
| 2.64 | 2 |
| 3.13 | 1 |
| 3.2 | 2 |
| 3.68 | 1 |
| 4 | 2 |
| 2.34 | 1 |
| 3.44 | 1 |
| 3.09 | 1 |
| 2.59 | 1 |
| 3.78 | 2 |
| 2.53 | 1 |
| 2.88 | 1 |
| 2.3 | 1 |
| 3.67 | 1 |
| 3.86 | 1 |
| 3.56 | 1 |
| 3.7 | 1 |
| 3.31 | 1 |
| 2.93 | 1 |
| 2.55 | 2 |
| 3.21 | 1 |
| 3.85 | 2 |
| 3.69 | 2 |

| | |
|------|---|
| 3.81 | 1 |
| 3.22 | 1 |
| 3.76 | 1 |
| 3.72 | 1 |
| 3.47 | 2 |
| 3.6 | 2 |
| 2.8 | 2 |
| 3.1 | 1 |
| 3.32 | 1 |
| 3.4 | 1 |
| 3.37 | 1 |
| 2.97 | 1 |
| 3.03 | 1 |
| 3.65 | 1 |
| 3.84 | 1 |
| 3.48 | 1 |
| 3.5 | 1 |
| 3.59 | 1 |
| 2.87 | 1 |
| 3.29 | 1 |
| 3.66 | 1 |
| 3.55 | 1 |
| 3.26 | 1 |
| 3.3 | 1 |
| 2.52 | 1 |
| 3.08 | 1 |
| 3.45 | 1 |