

**Board of Regents Degree (RBA)**  
**Academic Year 2013 – 2014 (Summer and Fall 2013; Spring 2014)**  
**For Likert Scale Questions, 1 = Strongly Agree and 5 = Strongly Disagree. So,**  
**smaller means are more positive than larger means.**

Last Modified: 09/06/2013

**1. Family Status**

#	Answer		Response	%
1	Married, no children		6	9%
2	Married, with children		24	35%
3	Single, no children		25	37%
4	Single, with children		13	19%
	Total		68	100%

**2. Residency at time of admission**

#	Answer		Response	%
1	In-State		48	72%
2	Metro		6	9%
3	Out-of-State		13	19%
	Total		67	100%

**3. Number of semesters enrolled to complete your degree (Note: One semester is equal to fall, spring, or summer, resulting in the potential for three semesters in one year)**

#	Answer		Response	%
1	Fewer than 8 semesters		19	30%
2	8 semesters		9	14%
3	9 semesters		5	8%
4	10 semesters		13	20%
5	11 semesters		1	2%
6	12 semesters		4	6%
7	13 semesters		3	5%
8	14 semesters		1	2%
9	15 semesters		2	3%
10	16 semesters		2	3%
11	17 semesters		0	0%
12	18 semesters		1	2%
13	19 semesters		1	2%
14	20 semesters		1	2%
15	More than 20 semesters		2	3%
	Total		64	100%

#### 4. While pursuing your degree, did you

#	Answer		Response	%
1	Originally enroll and stay at Marshall		29	43%
2	Transfer from a 2-year institution or community college		22	32%
3	Transfer from another 4-year institution		17	25%
	Total		68	100%

#### 5. During the last year of your studies, how many hours a week did you work while attending classes?

#	Answer		Response	%
1	None		10	15%
2	1 - 10		2	3%
3	11 - 20		11	16%
4	21 - 30		12	18%
5	More than 30		33	49%
	Total		68	100%

## 6. Which of the following best describes your educational objective while attending Marshall University?

#	Answer		Response	%
1	Begin my first career		21	31%
2	Advance in current career		25	37%
3	Change career		16	24%
4	Non-career objective		5	7%
	Total		67	100%

## 7. Upon graduation, what was the dollar amount of your educational loan indebtedness?

#	Answer		Response	%
1	No indebtedness		15	22%
2	Up to \$4,999		2	3%
3	\$5,000 - \$9,999		5	7%
4	\$10,000 - \$14,999		9	13%
5	\$15,000 - \$19,999		3	4%
6	Over \$20,000		34	50%
	Total		68	100%

**8. Did you take part in an internship, practicum or other structured work experience related to your major and anticipated career?**




#	Answer		Response	%
1	Yes		14	21%
2	No		54	79%
	Total		68	100%

**9. If you answered "yes" to the previous question, did that experience increase your ability to secure employment or employment offers?**

#	Answer		Response	%
1	Yes		6	43%
2	No		5	36%
3	Insufficient information to answer this question		3	21%
	Total		14	100%

### 10. When I graduate from Marshall University I plan to (check all that apply)

#	Answer	Response	%
1	Attend graduate school	40	60%
2	Complete additional undergraduate coursework	7	10%
3	Continue to work at the same job I have at present	25	37%
4	Enter the military	0	0%
5	Work for a private sector company or corporation	8	12%
6	Work for a local, state, or federal agency	15	22%
7	Work for a volunteer or service organization, e.g. Peace Corps, AmeriCorps, City Year, etc.	4	6%
8	Work for a non-profit organization, e.g. hospital, university, public school, etc.	11	16%
9	Begin my own business	8	12%
10	Start or raise a	9	13%

	family			
11	Take time off (to travel, etc.)		5	7%
12	Undecided or no plans		4	6%
13	Other		2	3%

Other
Teaching/Substitute
become a substitute teacher

**11. If you plan to continue your education and have applied to institutions of higher education, please check all that apply: I have applied to institutions of higher education**

#	Answer		Response	%
1	Within 50 miles of my college town		10	33%
2	Within 50 miles of my home town		6	20%
3	Over 50 miles, but within 500 miles of my college town		3	10%
4	Over 50 miles, but within 500 miles of my home town		1	3%
5	In WV		18	60%
6	In at least one of WV's neighboring states (OH, KY, VA, MD, PA)		3	10%
7	Within the US, but outside the above boundaries		1	3%
8	Internationally		0	0%
9	Other (please specify)		4	13%



Other (please specify)
Will apply within 50 miles. Expecting to start in 2014.
Not applied yet
online

**12. Have you been accepted by a higher-level educational program?**

#	Answer	Response	%
1	Yes	8	24%
2	No	26	76%

**13. If you have been accepted by a higher level institution, what institution do you plan to attend?**

Text Response
Marshall University
Marshall University
First, Marshall University, then elsewhere
Marshall
Marshall
Marshall University
WVU
Capella

Statistic	Value
Total Responses	8

## 14. While pursuing my degree at Marshall University

#	Question	Strongly Agree	Agree	Neither Agree nor Disagree	Disagree	Strongly Disagree	Total Responses	Mean
1	I developed the ability to write effectively.	21	35	7	2	1	66	1.89
2	I developed the ability to use mathematics in everyday life.	9	26	23	3	5	66	2.53
3	I learned to find scholarly information, to evaluate it critically and to use it effectively.	27	30	6	1	2	66	1.80
4	I gained expertise in the use of technology important in my field of study.	19	33	9	2	3	66	2.05
5	I acquired sufficient skills and knowledge to prepare for career-related	21	34	6	4	1	66	1.94

	positions.							
6	I developed the ability to express myself effectively through speaking.	19	33	9	4	1	66	2.02
7	I developed multicultural and global perspectives.	24	30	7	3	2	66	1.92
8	Writing intensive courses helped me to improve my writing skills.	21	29	13	2	1	66	1.98
9	My classes challenged me to analyze and evaluate issues and to solve real-world problems in a manner that is ethical and supportive of our civic well-being.	33	23	6	2	2	66	1.74
10	I broadened my appreciation	22	22	16	3	2	65	2.09

11	for the arts. My capstone course challenged me to do my best work.	9	18	34	2	2	65	2.54
12	I learned to examine issues from multiple perspectives.	23	35	3	4	0	65	1.82
13	I learned to use what I know to solve novel problems.	21	32	10	2	1	66	1.94
14	I learned to assess my own values and examine other viewpoints and credible evidence.	30	28	5	1	2	66	1.74

Statistic	I developed the ability to write effectively.	I developed the ability to use mathematics in everyday life.	I learned to find scholarly information, to evaluate it critically and to use it effectively.	I gained expertise in the use of technology important in my field of study.	I acquired sufficient skills and knowledge to prepare for career-related positions.	I developed the ability to express myself effectively through speaking.	I developed multicultural and global perspectives.	Writing intensive courses helped me to improve my writing skills.	My classes challenged me to analyze and evaluate issues and to solve real-world problems in a manner that is ethical and supportive of our civic well-being.	I broadened my appreciation for the arts.	My capstone course challenged me to do my best work.	I learned to examine issues from multiple perspectives.	I learned to use what I know to solve novel problems.	I learned to assess my own values and examine other viewpoints and credible evidence.
Min Value	1	1	1	1	1	1	1	1	1	1	1	1	1	1
Max Value	5	5	5	5	5	5	5	5	5	5	5	4	5	5
Mean	1.89	2.53	1.80	2.05	1.94	2.02	1.92	1.98	1.74	2.09	2.54	1.82	1.94	1.74
Varian	0.68	1.08	0.81	0.97	0.80	0.82	0.93	0.78	0.93	1.05	0.78	0.62	0.73	0.81

ce Stand ard Deviat ion	0.83	1.04	0.90	0.98	0.89	0.90	0.97	0.89	0.97	1.03	0.89	0.79	0.86	0.90
Total Respo nses	66	66	66	66	66	66	66	66	66	65	65	65	66	66

## 15. Now that I have completed my degree,

#	Question	Strongly Agree	Agree	Neither Agree nor Disagree	Disagree	Strongly Disagree	Total Responses	Mean
1	I feel adequately prepared for a career and/or graduate or professional study in my major field.	21	33	8	2	2	66	1.95
2	I believe that Marshall University's program in my major field is of high quality.	23	35	5	0	3	66	1.86
3	I would recommend to others that they study the same program at Marshall.	31	28	2	1	3	65	1.72
4	I would recommend Marshall to prospective students.	33	26	3	1	3	66	1.71

Statistic	I feel adequately prepared for a career and/or graduate or professional study in my major field.	I believe that Marshall University's program in my major field is of high quality.	I would recommend to others that they study the same program at Marshall.	I would recommend Marshall to prospective students.
Min Value	1	1	1	1
Max Value	5	5	5	5
Mean	1.95	1.86	1.72	1.71
Variance	0.84	0.83	0.92	0.95
Standard Deviation	0.92	0.91	0.96	0.97
Total Responses	66	66	65	66

### 16. Please rate your level of satisfaction with the quality of the following at Marshall:

#	Question	Very Satisfied	Satisfied	Neutral	Dissatisfied	Very Dissatisfied	Total Responses	Mean
1	Teaching	24	31	6	2	3	66	1.92
2	Advising	28	25	8	2	3	66	1.89
3	Academic Support Services	24	26	11	3	2	66	1.98
4	Classroom/Lab Facilities	20	30	13	1	2	66	2.02



Statistic	Teaching	Advising	Academic Support Services	Classroom/Lab Facilities
Min Value	1	1	1	1
Max Value	5	5	5	5
Mean	1.92	1.89	1.98	2.02
Variance	0.99	1.08	1.00	0.85
Standard Deviation	1.00	1.04	1.00	0.92
Total Responses	66	66	66	66

### 17. When I graduate, I plan to

#	Answer	Response	%
1	Be employed	51	77%
2	Further my education	45	68%
3	Other	3	5%

#### Other

travel

Freelance work

### 18. If you plan to be employed after graduation, will your job be in the career path you have chosen?

#	Answer	Response	%
1	Yes	33	65%
2	No	7	14%
3	Don't know yet	11	22%
	Total	51	100%







**19. If you plan to be employed after graduation, will your job be in your major field?**

#	Answer		Response	%
1	Yes		22	43%
2	No		13	25%
3	Don't know yet		16	31%
	Total		51	100%

**20. If you plan to be employed after graduation, will your job be**

#	Answer		Response	%
1	In WV?		33	65%
2	In KY, OH, PA, VA, or MD?		11	22%
3	In a state other than one mentioned above?		7	14%
4	In a country other than the US?		0	0%
	Total		51	100%

**21. If you plan to be employed after graduation, will your job be (choose all that apply):**

#	Answer		Response	%
1	within 50 miles of your college town?		24	48%
2	within 50 miles of your home town?		20	40%
3	over 50 miles, but within 500 miles of your college town?		5	10%
4	over 50 miles, but within 500 miles of your home town?		7	14%
5	over 500 miles from your college town		5	10%
6	over 500 miles from your home town		3	6%

## 22. If you have accepted employment, what will be your starting salary?

#	Answer	Response	%
1	\$10,000 or less	2	4%
2	\$10,001 - \$15,000	0	0%
3	\$15,001 - \$20,000	1	2%
4	\$20,001 - \$25,000	8	16%
5	\$25,001 - \$30,000	3	6%
6	\$30,001 - \$35,000	0	0%
7	\$35,001 - \$40,000	3	6%
8	\$40,001 - \$45,000	2	4%
9	\$45,001 - \$50,000	1	2%
10	More than \$50,000	11	22%
11	I have not yet accepted employment	19	38%
	Total	50	100%

### 23. For the position indicated above, who is your employer?

Text Response
Holzer Health System
United States Postal Service
Marshall University
Global Science and Technology
Access Medical Laboratories
Infocision
167th Airlift Wing
Suddenlink
myself
Marshall University
Not sure yet
Kings Daughters Medical Center
Alcon
Pretera
Logan Corporation
Maximus
CSX Transportation
US Army Corps of Engineers
Mineral Labs, Inc.
Mason County Education when I pass the test
FAB Care
ccmc
River Valley Child Development Services
na
US Coast Guard

Statistic	Value
Total Responses	25

## 24. Did you use Career Services to help you with your career path?

#	Answer	Response	%
1	Yes	9	14%
2	No	57	86%
	Total	66	100%





## 25. If you answered "yes" to the previous question, please indicate all services used.

#	Answer	Response	%
1	Marshall JobTrax	5	63%
2	Resume assistance	2	25%
3	Career Advising	3	38%
4	Mock Interviewing	1	13%
5	On-campus recruitment event	1	13%
6	Career Fair	3	38%
7	Other	1	13%

Other

Student resource center

## 26. After entering the RBA program, did you finish your coursework

#	Answer		Response	%
1	Online		21	32%
2	In face-to-face classes		10	15%
3	A combination of the above		32	49%
4	Neither - I was able to graduate without taking any more classes		2	3%
	Total		65	100%

**27. Please indicate your level of satisfaction with these elements of your experience in the RBA Program:**

#	Question	Very Satisfied	Somewhat Satisfied	Somewhat Dissatisfied	Very Dissatisfied	Not applicable	Total Responses	Mean
1	Learning Experiences in your online courses	33	22	3	4	3	65	1.80
2	Learning Experiences in your face-to-face classes	38	14	0	0	13	65	2.02
3	Earning credits through portfolios or other college equivalent credits (if applicable)	23	9	6	3	23	64	2.91



Statistic	Learning Experiences in your online courses	Learning Experiences in your face-to-face classes	Earning credits through portfolios or other college equivalent credits (if applicable)
Min Value	1	1	1
Max Value	5	5	5
Mean	1.80	2.02	2.91
Variance	1.19	2.42	3.10
Standard Deviation	1.09	1.56	1.76
Total Responses	65	65	64

**28. If you earned credits through portfolios or other college equivalent credits, how satisfied were you with the process:**

#	Question	Very Satisfied	Somewhat Satisfied	Somewhat Dissatisfied	Dissatisfied	Total Responses	Mean
1	Please indicate your level of satisfaction	19	10	3	2	34	1.65

Statistic	Please indicate your level of satisfaction
Min Value	1
Max Value	4
Mean	1.65
Variance	0.78
Standard Deviation	0.88
Total Responses	34

**29. If you were dissatisfied with the portfolio and college equivalent credit process, why were you dissatisfied?**

#	Answer		Response	%
1	The process takes too much time and effort		3	9%
2	The cost is excessive		4	12%
3	The number of credits awarded seemed unfair		3	9%
4	Other		7	21%
5	I was satisfied		16	48%
	Total		33	100%

Other
few opportunities to obtain the credits, advisors were not that helpful when it was discussed
All of the above
N/A

**30. After completing the RBA, do you feel you have learned as much - and are as well educated - as other Marshall University graduates?**

#	Answer		Response	%
1	Yes		55	92%
2	No		5	8%
	Total		60	100%

### 31. Has anyone ever questioned the value of your RBA degree?

#	Answer		Response	%
1	Yes - family and friends		24	37%
2	Yes - other students		3	5%
3	Yes - employees		4	6%
4	Yes: other		3	5%
5	No		31	48%
	Total		65	100%

#### Yes: other

Employer, family, friends

Co workers

### 32. Gender

Value	Total
Male	27
Female	42

### 33. Race

Value	Total
African-American (Black)	1
Caucasian (White)	33
No Information	35

## 34. Age

Value	Total
27	2
40	3
43	5
51	2
38	2
65	1
24	5
23	6
46	1
26	2
28	3
42	5
55	2
29	6
45	1
32	3
25	1
22	5
58	1
54	1
59	1
41	1
34	1
53	1
36	1
33	2
44	2
31	1
39	1
50	1

### 35. Degree

Value	Total
RBA	69

### 36. Major

Value	Total
RRB0	69

### 37. Minor\_1

Value	Total
VHS0	1
VHST	18
VBSC	1
VACC	1
VPSY	2
VIST	1
VMKT	2
VSWK	1
VECN	1
VGEO	1
VCJO	1
VENG	1
[No Value]	38

### 38. Minor\_2

Value	Total
VPSY	3
VHS0	2
VPSC	1
VHST	1
VCMM	1
[No Value]	61

## 39. GPA

Value	Total
2.04	1
3.31	1
3.66	1
3.85	3
2.65	1
2.44	1
2.46	1
3.29	2
3.36	1
3.7	1
2.78	1
3.16	1
3.01	1
2.61	3
2.49	2
2.42	2
3.22	1
4	1
2.85	1
2.99	1
2.96	1
3.61	1
3.1	2
3.33	2
3.48	1
1.98	1
2.94	1
2.7	2
2.08	1
2.68	2
2.34	1
3.57	1
2.07	1
3.76	1

2.32	1
2.11	1
3.26	1
2.83	2
3.3	1
3.44	1
2.92	1
3.09	1
2.95	1
2.87	1
2.72	1
2.79	1
3.13	1
2.9	1
2.21	1
3.43	1
3.34	1
2.43	1
2.17	1
3.08	1
3.35	1
3.28	1
2.36	1