

College of Business Graduation Survey: Spring 2012

For Likert Scale Questions, low numbers are more positive than high – therefore the lower the mean, the more positive the response

Last Modified: 03/22/2012

1. Family Status

#	Answer		Response	%
1	Married, no children		4	9%
2	Married, with children		4	9%
3	Single, no children		27	63%
4	Single, with children		8	19%
	Total		43	100%

Statistic	Value
Min Value	1
Max Value	4
Mean	2.91
Variance	0.66
Standard Deviation	0.81
Total Responses	43

2. Residence at time of admission

#	Answer		Response	%
1	In-State		31	74%
2	Metro		3	7%
3	Out-of-State		8	19%
	Total		42	100%

Statistic	Value
Min Value	1
Max Value	3
Mean	1.45
Variance	0.64
Standard Deviation	0.80
Total Responses	42

3. Number of semesters enrolled to complete your degree (Note: One semester is equal to fall, spring, or summer, resulting in the potential for three semesters in one year)

#	Answer	Response	%
1	Fewer than 8 semesters	7	16%
2	8 semesters	18	42%
3	9 semesters	1	2%
4	10 semesters	11	26%
5	11 semesters	0	0%
6	12 semesters	1	2%
7	13 semesters	1	2%
8	14 semesters	0	0%
9	15 semesters	0	0%
10	16 semesters	3	7%
11	17 semesters	0	0%
12	18 semesters	0	0%
13	19 semesters	0	0%
14	20 semesters	0	0%
15	More than 20 semesters	1	2%
	Total	43	100%

Statistic	Value
Min Value	1
Max Value	15
Mean	3.44
Variance	8.68
Standard Deviation	2.95
Total Responses	43

4. While pursuing your degree, did you

#	Answer	Response	%
1	Originally enroll and stay at Marshall	30	70%
2	Transfer from a 2-year institution or community college	8	19%
3	Transfer from another 4-year institution	5	12%
	Total	43	100%

Statistic	Value
Min Value	1
Max Value	3
Mean	1.42
Variance	0.49
Standard Deviation	0.70
Total Responses	43

5. During the last year of your studies, how many hours a week did you work while attending classes?

#	Answer		Response	%
1	None		7	16%
2	1 - 10		2	5%
3	11 - 20		18	42%
4	21 - 30		6	14%
5	More than 30		10	23%
	Total		43	100%

Statistic	Value
Min Value	1
Max Value	5
Mean	3.23
Variance	1.75
Standard Deviation	1.32
Total Responses	43

6. Which of the following best describes your educational objective while attending Marshall University?

#	Answer		Response	%
1	Begin my first career		31	74%
2	Advance in current career		5	12%
3	Change career		6	14%
4	Non-career objective		0	0%
	Total		42	100%

Statistic	Value
Min Value	1
Max Value	3
Mean	1.40
Variance	0.54
Standard Deviation	0.73
Total Responses	42

7. Upon graduation, what was the dollar amount of your educational loan indebtedness?

#	Answer	Response	%
1	No indebtedness	14	33%
2	Up to \$4,999	2	5%
3	\$5,000 - \$9,999	3	7%
4	\$10,000 - \$14,999	4	9%
5	\$15,000 - \$19,999	3	7%
6	Over \$20,000	17	40%
	Total	43	100%

Statistic	Value
Min Value	1
Max Value	6
Mean	3.72
Variance	4.87
Standard Deviation	2.21
Total Responses	43

8. Did you take part in an internship, practicum or other structured work experience related to your major and anticipated career?

#	Answer		Response	%
1	Yes		20	47%
2	No		23	53%
	Total		43	100%











Statistic	Value
Min Value	1
Max Value	2
Mean	1.53
Variance	0.25
Standard Deviation	0.50
Total Responses	43



9. If you answered "yes" to the previous question, did that experience increase your ability to secure employment or employment offers?

#	Answer		Response	%
1	Yes		16	80%
2	No		1	5%
3	Insufficient information to answer this question		3	15%
	Total		20	100%

Statistic	Value
Min Value	1
Max Value	3
Mean	1.35
Variance	0.56
Standard Deviation	0.75
Total Responses	20

10. When I graduate from Marshall University I plan to (check all that apply)

#	Answer		Response	%
1	Attend graduate school		15	35%
2	Complete additional undergraduate coursework		3	7%
3	Continue to work at the same job I have at present		14	33%
4	Enter the military		0	0%
5	Work for a private sector company or corporation		17	40%
6	Work for a local, state, or federal agency		11	26%
7	Work for a volunteer or service organization, e.g. Peace Corps, AmeriCorps, City Year, etc.		4	9%
8	Work for a non-profit organization, e.g. hospital, university, public school, etc.		6	14%
9	Begin my own business		6	14%
10	Start or raise a family		13	30%
11	Take time off (to travel, etc.)		4	9%

12	Undecided or no plans		3	7%
13	Other		4	9%

Other
Complete a professional designation.
Considering a few different things
Move and get new job
i will work for a year before going to grad school

Statistic	Value
Min Value	1
Max Value	13
Total Responses	43

11. If you plan to continue your education and have applied to institutions of higher education, please check all that apply: I have applied to institutions of higher education

#	Answer		Response	%
1	Within 50 miles of my college town		1	8%
2	Within 50 miles of my home town		0	0%
3	Over 50 miles, but within 500 miles of my college town		1	8%
4	Over 50 miles, but within 500 miles of my home town		0	0%
5	In WV		4	33%
6	In at least one of WV's neighboring states (OH, KY, VA, MD, PA)		2	17%
7	Within the US, but outside the above boundaries		3	25%
8	Internationally		0	0%
9	Other (please specify)		2	17%

Other (please specify)

i haven't applied yet

Online

Statistic	Value
Min Value	1
Max Value	9
Total Responses	12

12. Have you been accepted by a higher-level educational program?

#	Answer	Response	%
1	Yes	0	0%
2	No	15	100%

Statistic	Value
Min Value	2
Max Value	2
Total Responses	15

13. If you have been accepted by a higher level institution, what institution do you plan to attend?

Text Response

Statistic	Value
Total Responses	0

14. While pursuing my degree at Marshall University

#	Question	Strongly Agree	Agree	Neither Agree nor Disagree	Disagree	Strongly Disagree	Responses	Mean
1	I developed the ability to write effectively.	17	23	2	0	0	42	1.64
2	I developed the ability to use mathematics in everyday life.	10	22	7	3	0	42	2.07
3	I learned to find scholarly information, to evaluate it critically and to use it effectively.	16	19	7	0	0	42	1.79
4	I gained expertise in the use of technology important in my field of study.	15	19	6	2	0	42	1.88
5	I acquired sufficient skills and knowledge to prepare for career-related positions.	15	19	6	1	0	41	1.83
6	I developed the ability to express myself effectively through	16	22	2	3	0	43	1.81

	speaking.							
7	I developed multicultural and global perspectives.	16	18	6	2	0	42	1.86
8	Writing intensive courses helped me to improve my writing skills.	12	21	6	2	2	43	2.09
9	My classes challenged me to analyze and evaluate issues and to solve real-world problems in a manner that is ethical and supportive of our civic well being.	19	18	4	2	0	43	1.74
10	I broadened my appreciation for the arts.	8	14	9	11	1	43	2.60
11	My capstone course challenged me to do my best work.	23	12	4	1	3	43	1.81
12	I learned to examine issues from multiple perspectives.	17	22	2	0	1	42	1.71
13	I learned to use what I know to solve novel	12	23	6	2	0	43	1.95

	problems.							
14	I learned to assess my own values and to examine other viewpoints and credible evidence.	16	24	2	1	0	43	1.72

ue														
Ma x Val ue	3	4	3	4	4	4	4	5	4	5	5	5	4	4
Me an	1.64	2.07	1.79	1.88	1.83	1.81	1.86	2.09	1.74	2.60	1.81	1.71	1.95	1.72
Vari anc e	0.33	0.70	0.51	0.69	0.60	0.68	0.71	1.04	0.67	1.29	1.35	0.60	0.62	0.44
Sta nda rd Dev iati on	0.58	0.84	0.72	0.83	0.77	0.82	0.84	1.02	0.82	1.14	1.16	0.77	0.79	0.67
Tot al Res pon ses	42	42	42	42	41	43	42	43	43	43	43	42	43	43

15. Now that I have completed my degree,

#	Question	Strongly Agree	Agree	Neither Agree nor Disagree	Disagree	Strongly Disagree	Responses	Mean
1	I feel adequately prepared for a career and/or graduate or professional study in my major field.	14	22	4	3	0	43	1.91
2	I believe that Marshall University's program in my major field is of high quality.	12	21	5	5	0	43	2.07
3	I would recommend to others that they study the same program at Marshall.	17	20	3	3	0	43	1.81
4	I would recommend Marshall to prospective students.	20	15	4	4	0	43	1.81

Statistic	I feel adequately prepared for a career and/or graduate or professional study in my major field.	I believe that Marshall University's program in my major field is of high quality.	I would recommend to others that they study the same program at Marshall.	I would recommend Marshall to prospective students.
Min Value	1	1	1	1
Max Value	4	4	4	4
Mean	1.91	2.07	1.81	1.81
Variance	0.71	0.88	0.73	0.92
Standard Deviation	0.84	0.94	0.85	0.96
Total Responses	43	43	43	43

16. Please rate your level of satisfaction with the quality of the following at Marshall:

#	Question	Very Satisfied	Satisfied	Neutral	Dissatisfied	Very Dissatisfied	Responses	Mean
1	Teaching	5	27	5	5	1	43	2.30
2	Advising	16	20	4	3	0	43	1.86
3	Academic Support Services	9	21	10	1	2	43	2.21
4	Classroom/Lab Facilities	9	23	9	2	0	43	2.09

Statistic	Teaching	Advising	Academic Support Services	Classroom/Lab Facilities
Min Value	1	1	1	1
Max Value	5	4	5	4
Mean	2.30	1.86	2.21	2.09
Variance	0.83	0.74	0.93	0.61
Standard Deviation	0.91	0.86	0.97	0.78
Total Responses	43	43	43	43

17. When I graduate, I plan to

#	Answer	Response	%
1	Be employed	34	79%
2	Further my education	19	44%
3	Other	1	2%

Other

possibly both, if I am offered a full time position with my internship.

Statistic	Value
Min Value	1
Max Value	3
Total Responses	43

18. If you plan to be employed after graduation, will your job be in the career path you have chosen?

#	Answer	Response	%
1	Yes	27	79%
2	No	1	3%
3	Don't know yet	6	18%
	Total	34	100%

Statistic	Value
Min Value	1
Max Value	3
Mean	1.38
Variance	0.61
Standard Deviation	0.78
Total Responses	34

19. If you plan to be employed after graduation, will your job be in your major field?

#	Answer		Response	%
1	Yes		27	79%
2	No		2	6%
3	Don't know yet		5	15%
	Total		34	100%

Statistic	Value
Min Value	1
Max Value	3
Mean	1.35
Variance	0.54
Standard Deviation	0.73
Total Responses	34

20. If you plan to be employed after graduation, will your job be

#	Answer		Response	%
1	In WV?		20	59%
2	In KY, OH, PA, VA, or MD?		7	21%
3	In a state other than one mentioned above?		6	18%
4	In a country other than the US?		1	3%
	Total		34	100%

Statistic	Value
Min Value	1
Max Value	4
Mean	1.65
Variance	0.78
Standard Deviation	0.88
Total Responses	34

21. If you plan to be employed after graduation, will your job be (choose all that apply):

#	Answer	Response	%
1	within 50 miles of your college town?	18	53%
2	within 50 miles of your home town?	12	35%
3	over 50 miles, but within 500 miles of your college town?	7	21%
4	over 50 miles, but within 500 miles of your home town?	7	21%
5	over 500 miles from your college town	5	15%
6	over 500 miles from your home town	6	18%

Statistic	Value
Min Value	1
Max Value	6
Total Responses	34

22. If you have accepted employment, what will be your starting salary?

#	Answer	Response	%
1	\$10,000 or less	0	0%
2	\$10,001 - \$15,000	1	3%
3	\$15,001 - \$20,000	0	0%
4	\$20,001 - \$25,000	1	3%
5	\$25,001 - \$30,000	2	6%
6	\$30,001 - \$35,000	3	9%
7	\$35,001 - \$40,000	1	3%
8	\$40,001 - \$45,000	1	3%
9	\$45,001 - \$50,000	1	3%
10	More than \$50,000	2	6%
11	I have not yet accepted employment	22	65%
	Total	34	100%

Statistic	Value
Min Value	2
Max Value	11
Mean	9.41
Variance	6.73
Standard Deviation	2.60
Total Responses	34

23. For the position indicated above, who is your employer?

Text Response
Veterans Affairs
The Walt Disney Company
American Electric power
Sarah Care Adult Day Services
Farmers Bank
Brookshire Barrett & Associates
Forth's Foods
West Virginia National Guard
The Pottery Place
State farm







Statistic	Value
Total Responses	10

24. Did you use Career Services to help you with your career path?

#	Answer	Response	%
1	Yes	18	42%
2	No	25	58%
	Total	43	100%

Statistic	Value
Min Value	1
Max Value	2
Mean	1.58
Variance	0.25
Standard Deviation	0.50
Total Responses	43

25. If you answered "yes" to the previous question, please indicate all services used.

#	Answer		Response	%
1	Marshall JobTrax		17	94%
2	Resume assistance		17	94%
3	Career Advising		6	33%
4	Mock Interviewing		1	6%
5	On-campus recruitment event		3	17%
6	Career Fair		13	72%
7	Other		0	0%

Other

Statistic	Value
Min Value	1
Max Value	6
Total Responses	18

26. Please indicate your level of satisfaction with these elements of your experience in the Lewis College of Business:

#	Question	Very Satisfied	Satisfied	Neutral	Dissatisfied	Very Dissatisfied	Responses	Mean
1	Availability of academic advising	21	20	2	0	0	43	1.56
2	Quality of advising	17	23	2	1	0	43	1.70
3	Availability of courses inside COB	13	21	3	6	0	43	2.05
4	Availability of courses outside COB	8	24	8	2	1	43	2.16
5	Information about college policies and procedures	13	20	6	3	1	43	2.05
6	Information about college events and activities	15	20	7	0	1	43	1.88
7	Sufficient summer school offerings	10	10	16	5	2	43	2.51
8	Relevance of business courses outside my major	8	23	9	3	0	43	2.16

Statistic	Availability of academic advising	Quality of advising	Availability of courses inside COB	Availability of courses outside COB	Information about college policies and procedures	Information about college events and activities	Sufficient summer school offerings	Relevance of business courses outside my major
Min Value	1	1	1	1	1	1	1	1
Max Value	3	4	4	5	5	5	5	4
Mean	1.56	1.70	2.05	2.16	2.05	1.88	2.51	2.16
Variance	0.35	0.45	0.95	0.76	0.95	0.72	1.26	0.66
Standard Deviation	0.59	0.67	0.97	0.87	0.97	0.85	1.12	0.81
Total Responses	43	43	43	43	43	43	43	43

27. Gender

Value	Total
Female	27
Male	18

28. Race

Value	Total
Asian/Pacific Islander	2
White	30
Hispanic	1
African American	4
Unknown	8

29. Age

Value	Total
21	11
22	13
23	8
29	2
43	1
24	2
44	1
33	1
25	3
20	1
38	1
41	1

30. Degree

Value	Total
BBA	45

31. Major

Value	Total
BE10	3
BA10	7
BF10	10
BM10	16
BM20	2
BM30	6
BE20	1

32. Minor_1

Value	Total
VFRN	1
VACC	2
VMGT	4
VECN	4
VENT	7
VMKT	6
VMTH	1
VHST	1
VPEO	1
[No Value]	18

33. Minor_2

Value	Total
VECN	2
VMKT	2
VENT	2
VMGT	1
[No Value]	38

34. GPA

Value	Total
3.93	1
3.54	1
3.33	1
3.17	2
2.95	1
3.25	2
3.85	1
2.46	1
3.34	1
3.26	1
3.2	1
2.72	2
2.56	1
2.93	1
3.57	1
2.69	1
3.13	1
3.08	2
3	2
3.37	1
2.86	1
3.27	1
1.95	1
3.65	1
3.18	1
3.88	1
4	1
3.48	1
2.76	1
3.15	2
3.23	1
3.01	1
2.2	1

2.36	1
2.82	1
2.77	1
2.81	1
3.64	1
2.68	1