



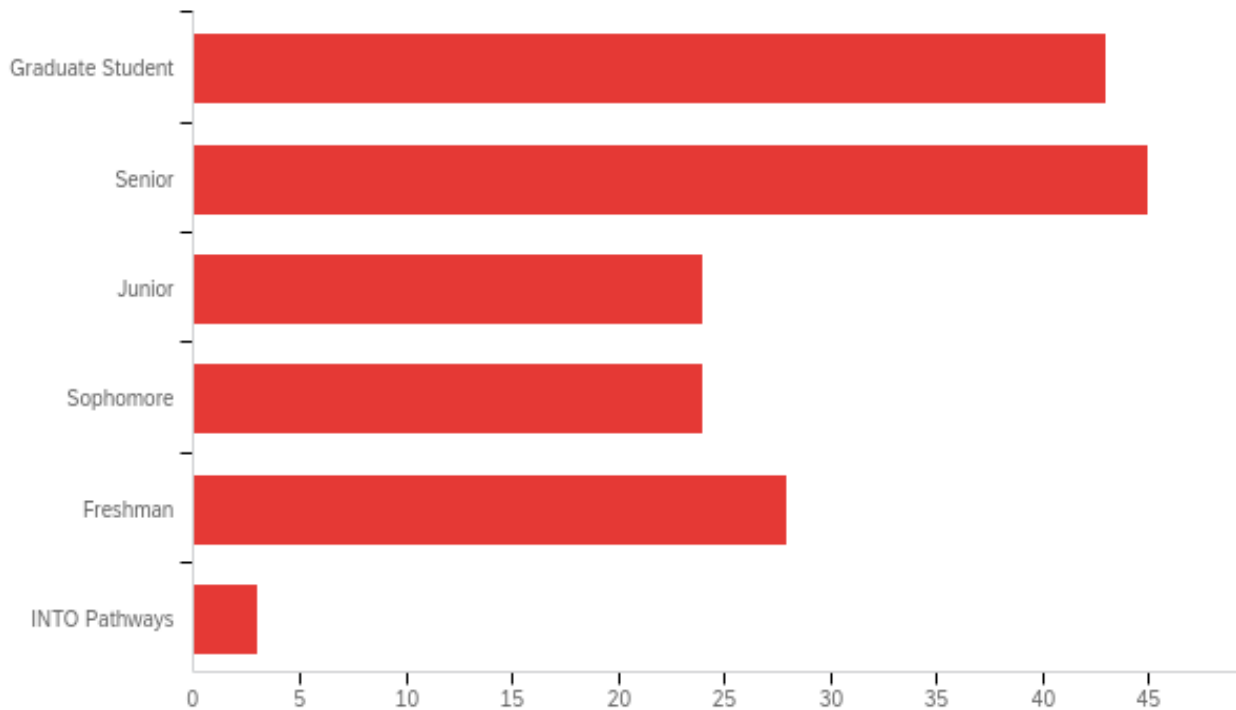
## Office of Career Education's Survey Results

### Assessment Day 2020

*Office of Career Education-2020*

April 23rd 2020, 2:49 pm MDT

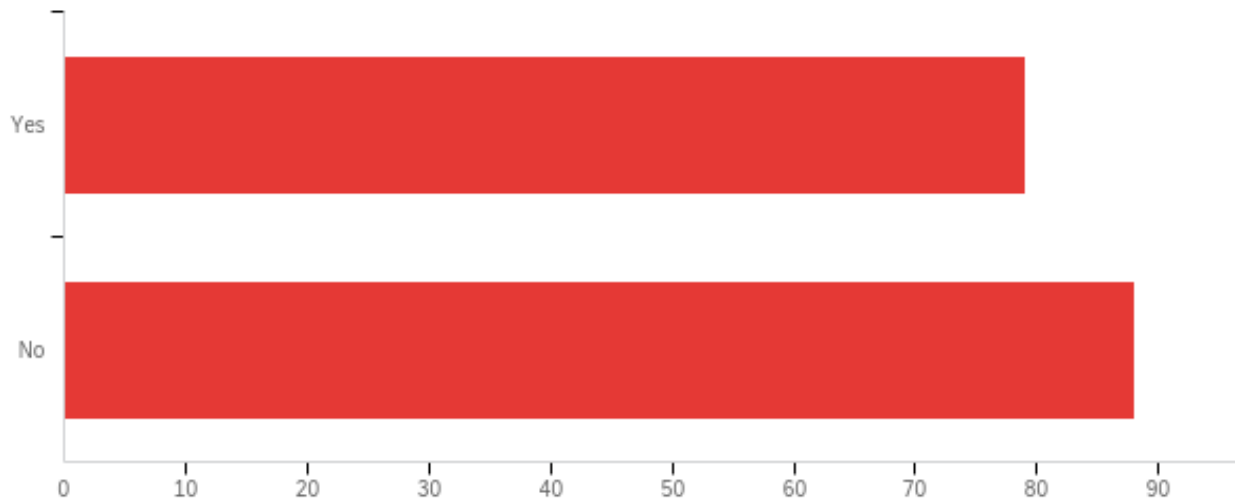
#### Q1 - Current classification



#	Answer	%	Count
1	Graduate Student	25.75%	43
2	Senior	26.95%	45

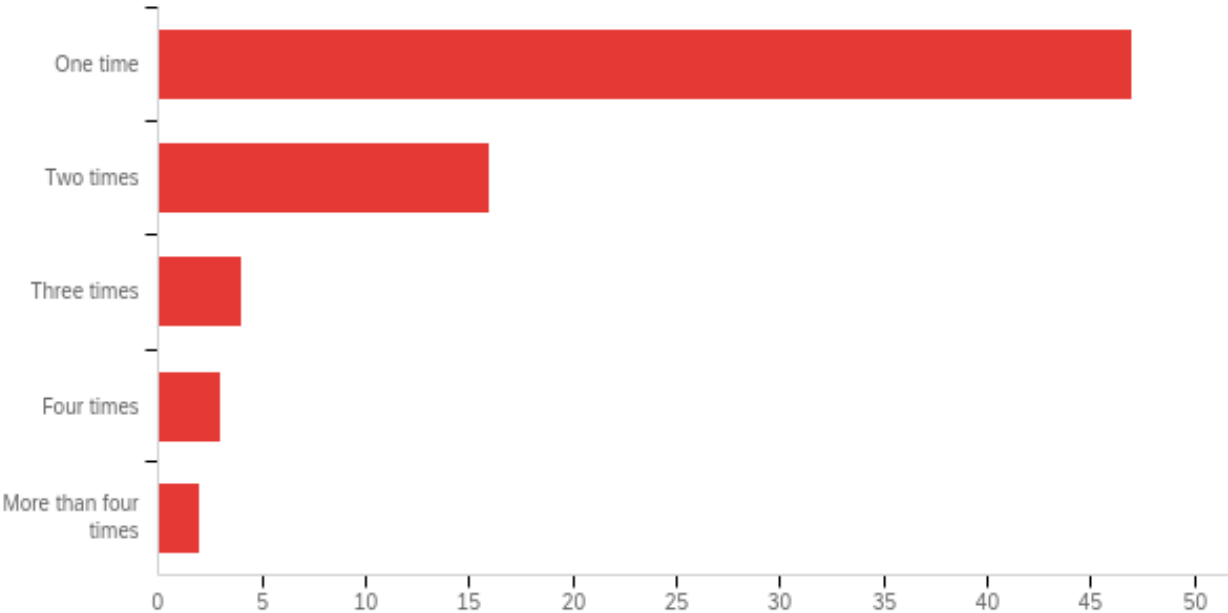
3	Junior	14.37%	24
4	Sophomore	14.37%	24
5	Freshman	16.77%	28
6	INTO Pathways	1.80%	3
	Total	100%	167

**Q2 - Have you used the Office of Career Education (includes Student Resource Center and/or Career Services Center) at Marshall University?**



#	Answer	%	Count
1	Yes	47.31%	79
2	No	52.69%	88
	Total	100%	167

**Q3 - If you have used the Office of Career Education, have many times have you used it so far during the 2018-2019 academic year?**



#	Answer	%	Count
1	One time	65.28%	47
2	Two times	22.22%	16
3	Three times	5.56%	4
4	Four times	4.17%	3
5	More than four times	2.78%	2
	Total	100%	72

#### Q4 - How did you find the Office of Career Education? (Check all that apply)

#	Answer	%	Count
1	During Week of Welcome (WOW)	14.04%	24
2	In my UNI 100 Freshman First Class Online Course	14.04%	24
3	Someone from Career Education presented in one of my courses	10.53%	18
4	An article in the Parthenon	0.58%	1
5	An article in the Herald-Dispatch	1.75%	3
6	An advertisement on a Marshall University TV display	1.17%	2
7	A friend	7.60%	13
8	My advisor, faculty member or other University staff member	13.45%	23
9	A personal announcement in MyMU	6.43%	11
10	Facebook	1.17%	2
11	Twitter	1.17%	2
12	Instagram	2.34%	4
13	Orientation	4.68%	8
14	Preview Day	0.58%	1
15	Green and White Day	5.26%	9
16	Website	8.19%	14
17	My RA, RD, or other Housing and Residence Life staff	2.92%	5
18	Other (please specify)	4.09%	7
	Total	100%	171

#### Q4\_18\_TEXT - Other (please specify)

Other (please specify) - Text

---

Walk in

---

Email

---

Health Science Classes

---

CD Course

Looked it up on the Marshall app's map

SAW A FLYER ON CAMPUS

UNI 103 class

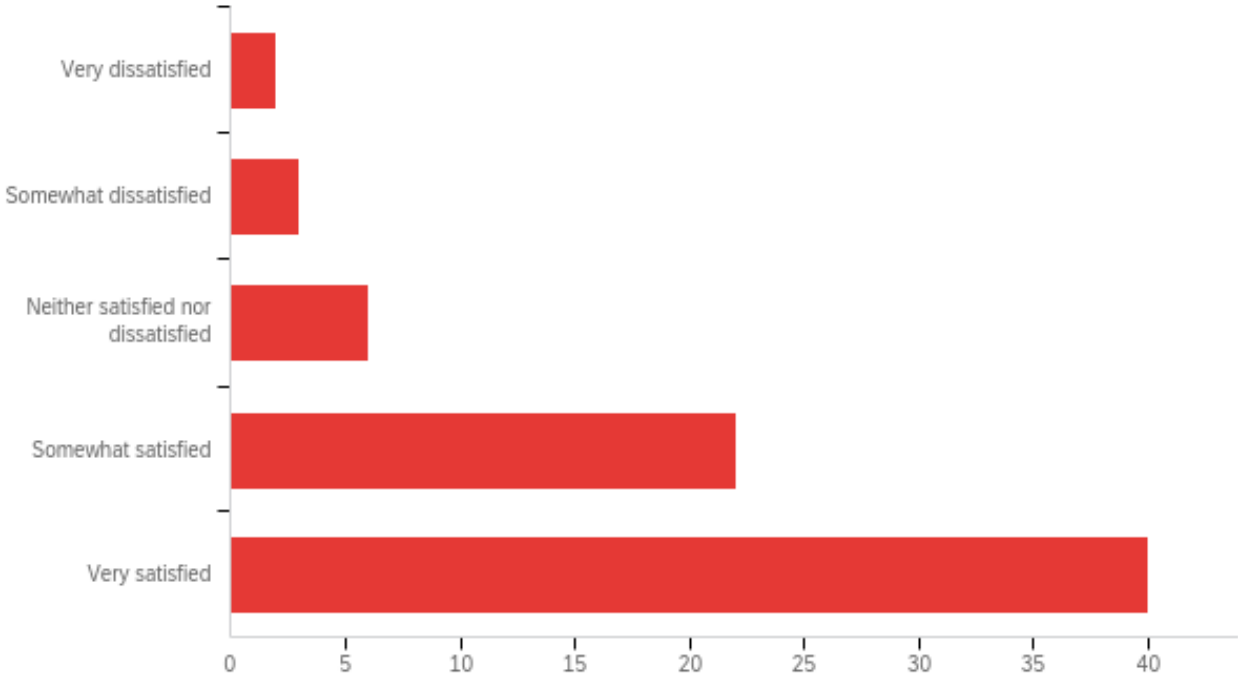
**Q5 - Why have you used the Office of Career Education? Please check all that apply.**

#	Answer	%	Count
1	Career Planning	13.11%	24
2	Class Requirement	10.93%	20
3	Internship	3.83%	7
4	Job Search (full-time, part-time, summer)	6.56%	12
5	Resume/Cover Letter Review	13.66%	25
6	Career Exploration Experience (Job Shadow/Information Review)	4.37%	8
7	LinkedIn	2.19%	4
8	Networking	1.09%	2
9	Focus 2 (took an assessment)	5.46%	10
10	Graduate/Professional School (personal preparation preparation)	2.19%	4
11	General questions about services/resources	13.66%	25
12	Parents wanted me to come in	1.09%	2
13	Faculty/Staff member wanted me to come in	3.28%	6
14	Mock Interview	2.73%	5
15	Etiquette Dinner	4.37%	8
16	Job-a-Palooza	3.83%	7
17	Educator Expo	0.55%	1
18	JCPenney Suit-Up Event	1.64%	3
19	Career Expo	5.46%	10
	Total	100%	183

**Q6 - Please indicate your level of agreement with each of the statements about the Student Resource Center (SRC) below. A space for comments will be available at the end of the survey.**

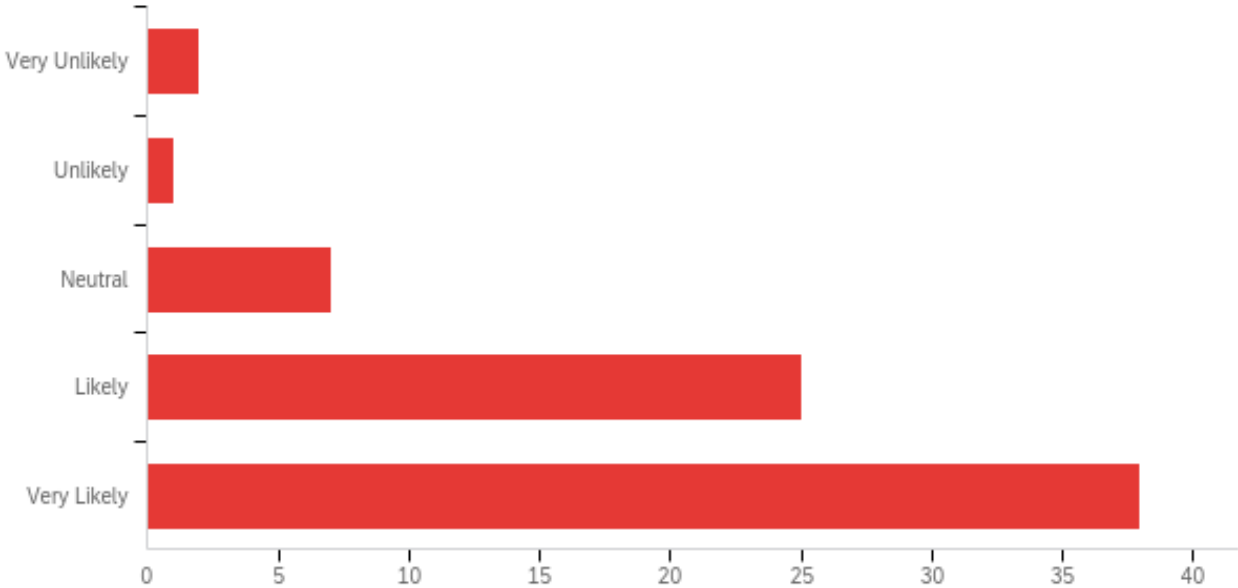
#	Question	Strongly Disagree		Disagree		Neutral		Agree		Strongly agree		Total
1	The staff member listened attentively and worked hard to meet my needs.	2.74%	2	1.37%	1	9.59%	7	32.88%	24	53.42%	39	73
2	I feel staff members are competent, knowledgeable, and positive.	1.37%	1	2.74%	2	10.96%	8	34.25%	25	50.68%	37	73
3	The information I received in my appointment helped me to resolve a problem or situation.	4.11%	3	0.00%	0	10.96%	8	41.10%	30	43.84%	32	73
4	As a result of my meeting with Career Services/Student Resource Center, I can better articulate my career choices and fell more confident to carry out plans regarding the future.	5.48%	4	2.74%	2	15.07%	11	38.36%	28	38.36%	28	73
5	I feel the overall goals for my visit with the Office of Career Education were met.	4.17%	3	1.39%	1	12.50%	9	40.28%	29	41.67%	30	72

**Q7 - Please indicate your level of satisfaction with the statement below.**



#	Answer	%	Count
1	Very dissatisfied	2.74%	2
2	Somewhat dissatisfied	4.11%	3
3	Neither satisfied nor dissatisfied	8.22%	6
4	Somewhat satisfied	30.14%	22
5	Very satisfied	54.79%	40
	Total	100%	73

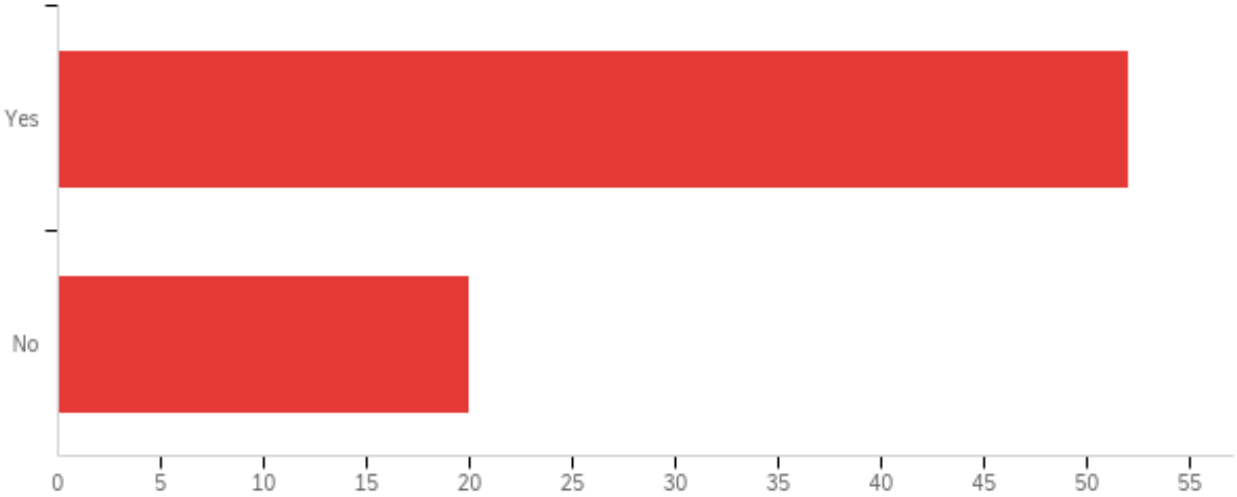
**Q8 - Please indicate your response to the question below.**



#	Answer	%	Count
1	Very Unlikely	2.74%	2
2	Unlikely	1.37%	1
3	Neutral	9.59%	7
4	Likely	34.25%	25
5	Very Likely	52.05%	38
	Total	100%	73



**Q9 - Do you think having an appointment with the Office of Career Education as a required visit before you graduate is important?**



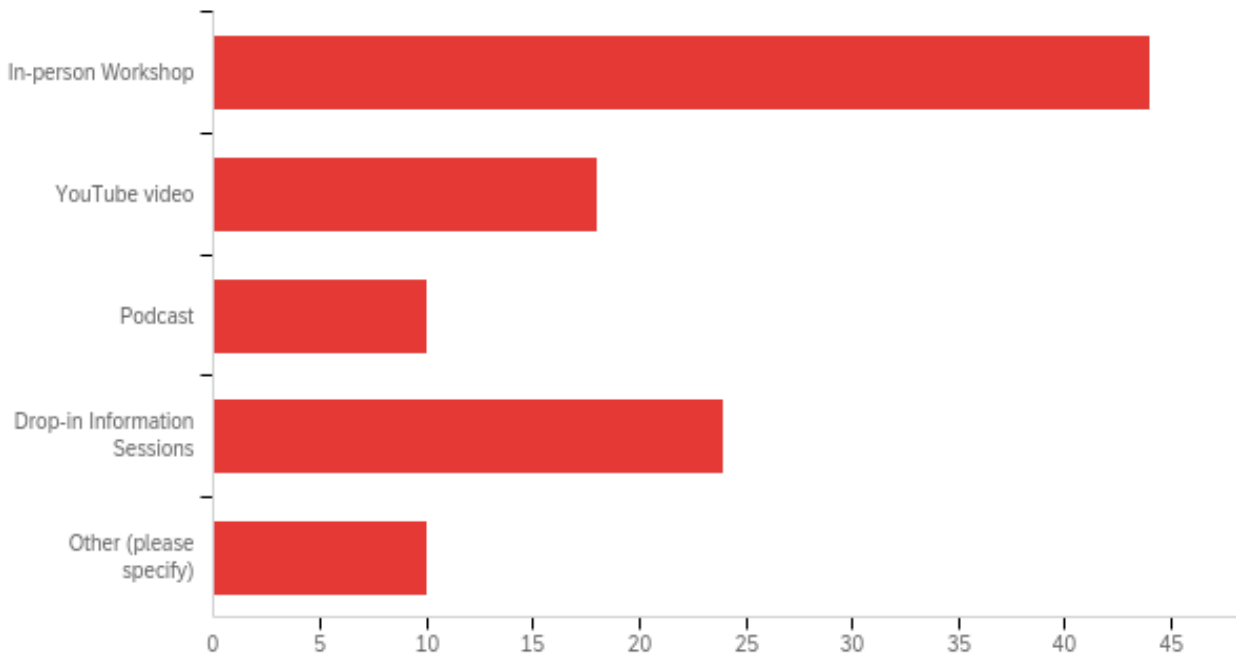
#	Answer	%	Count
1	Yes	72.22%	52
2	No	27.78%	20
	Total	100%	72

## Q10 - What career-related topics would you like to learn more about in the future?

What career-related topics would you like to learn more about in the future?

All responses were shared with the Office of Career Education.

## Q11 - What are your preferred methods of getting information? (click all that apply)



#	Answer	%	Count
1	In-person Workshop	41.51%	44
2	YouTube video	16.98%	18
3	Podcast	9.43%	10
4	Drop-in Information Sessions	22.64%	24
5	Other (please specify)	9.43%	10
	Total	100%	106

Q11\_5\_TEXT - Other (please specify)

Other (please specify) - Text

---

phone

---

Email

---

Website

---

Email

---

Web based

---

Radio

---

Email

---

Online

---

email/infographic

---

Self-conducted research