



Marshall University Graduation Survey Report
College of Engineering and Computer Science
Academic Year 2019 – 2020

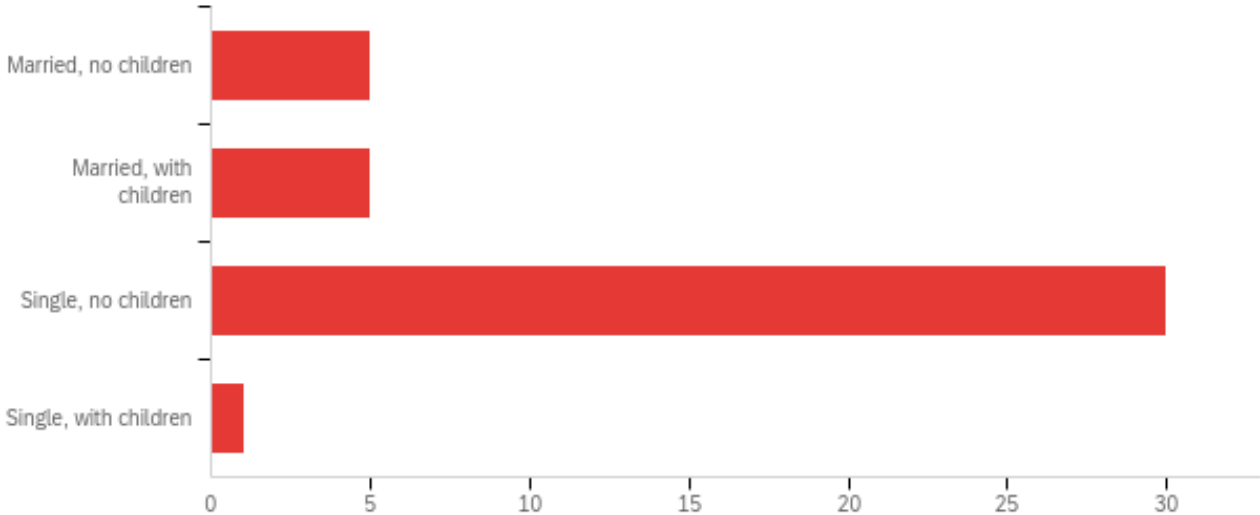
Q1 - Please indicate your level of satisfaction with these elements of your experience in the College of Information Technology and Engineering.

#	Question	Satisfied		Neutral		Dissatisfied		Total
1	Availability of academic advising and quality of advising.	68.29%	28	19.51%	8	12.20%	5	41
2	Availability of courses.	43.90%	18	31.71%	13	24.39%	10	41
3	Responsiveness to student needs.	58.54%	24	34.15%	14	7.32%	3	41
4	Quality/Effectiveness of classroom teaching.	63.41%	26	34.15%	14	2.44%	1	41

Q2 - Please add comments as to how we can improve students' experiences in the College of Information Technology and Engineering.

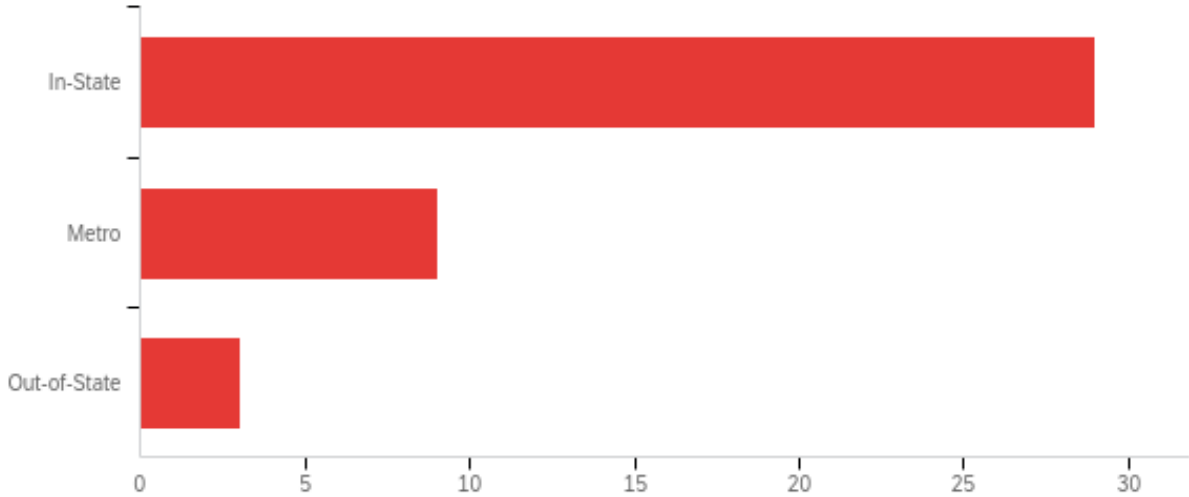
All responses were shared with the Dean of the College of Engineering and Computer Science

Q3 - Family Status



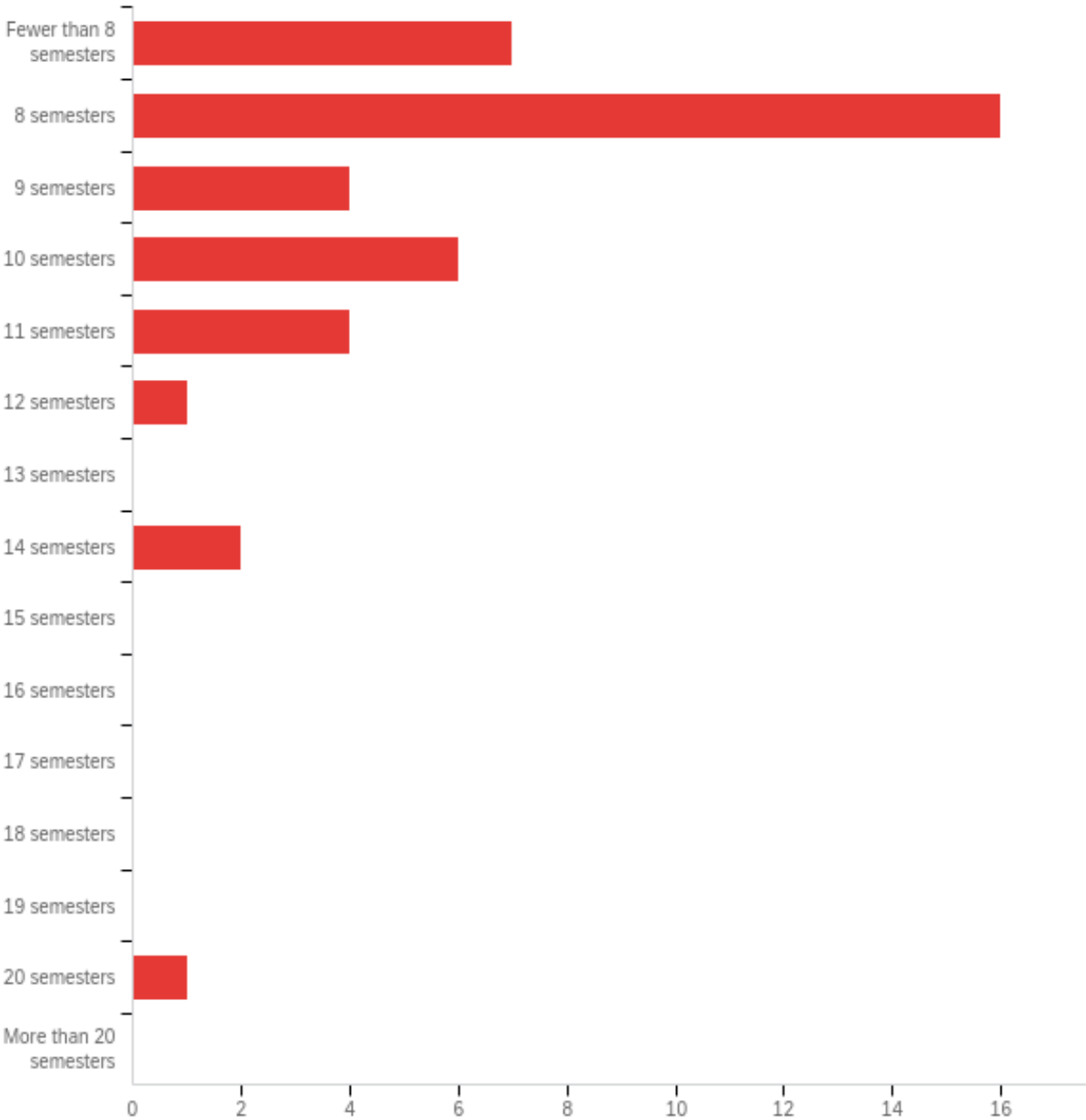
#	Answer	%	Count
1	Married, no children	12.20%	5
2	Married, with children	12.20%	5
3	Single, no children	73.17%	30
4	Single, with children	2.44%	1
	Total	100%	41

Q4 - Residence at time of admission



#	Answer	%	Count
1	In-State	70.73%	29
2	Metro	21.95%	9
3	Out-of-State	7.32%	3
	Total	100%	41

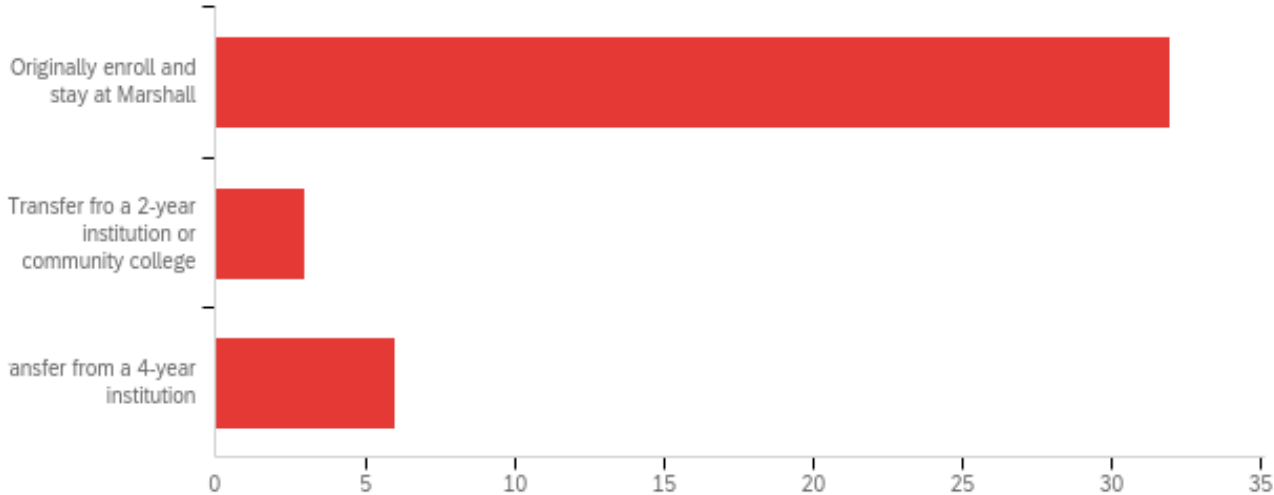
Q5 - Number of semesters enrolled to compete your degree (Note: One semester is equal to fall, spring, or summer, resulting in the potential of three semesters in one year).



#	Answer	%	Count
1	Fewer than 8 semesters	17.07%	7
2	8 semesters	39.02%	16
3	9 semesters	9.76%	4
4	10 semesters	14.63%	6
5	11 semesters	9.76%	4

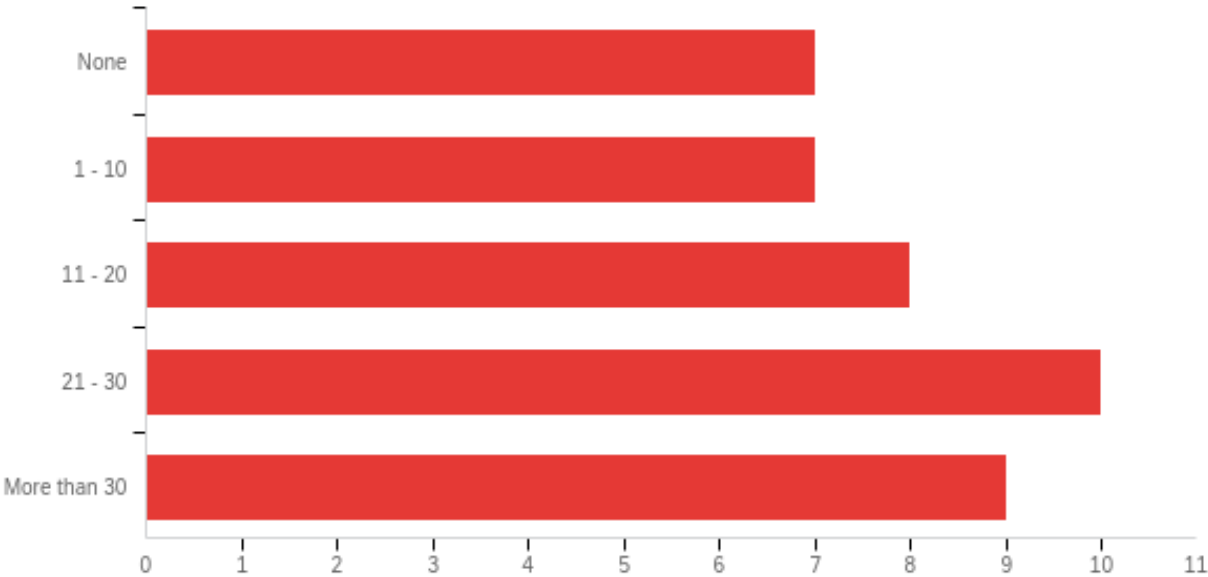
6	12 semesters	2.44%	1
7	13 semesters	0.00%	0
8	14 semesters	4.88%	2
9	15 semesters	0.00%	0
10	16 semesters	0.00%	0
11	17 semesters	0.00%	0
12	18 semesters	0.00%	0
13	19 semesters	0.00%	0
14	20 semesters	2.44%	1
15	More than 20 semesters	0.00%	0
	Total	100%	41

Q6 - While pursuing your degree, did you



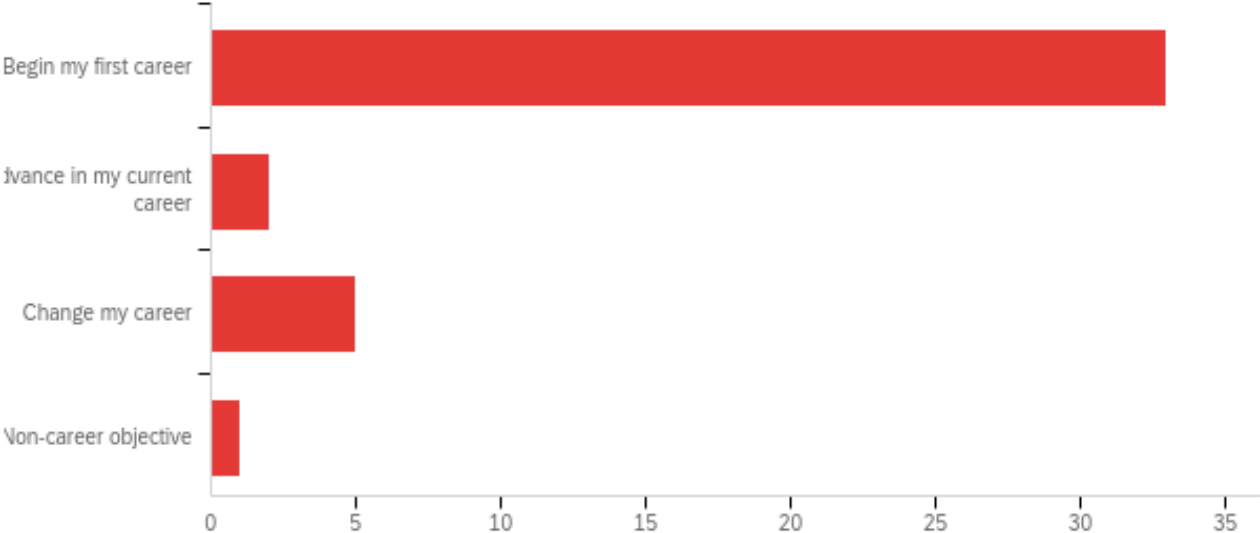
#	Answer	%	Count
1	Originally enroll and stay at Marshall	78.05%	32
2	Transfer from a 2-year institution or community college	7.32%	3
3	Transfer from a 4-year institution	14.63%	6
	Total	100%	41

Q7 - During the last year of your studies, how many hours a week did you work while attending classes?



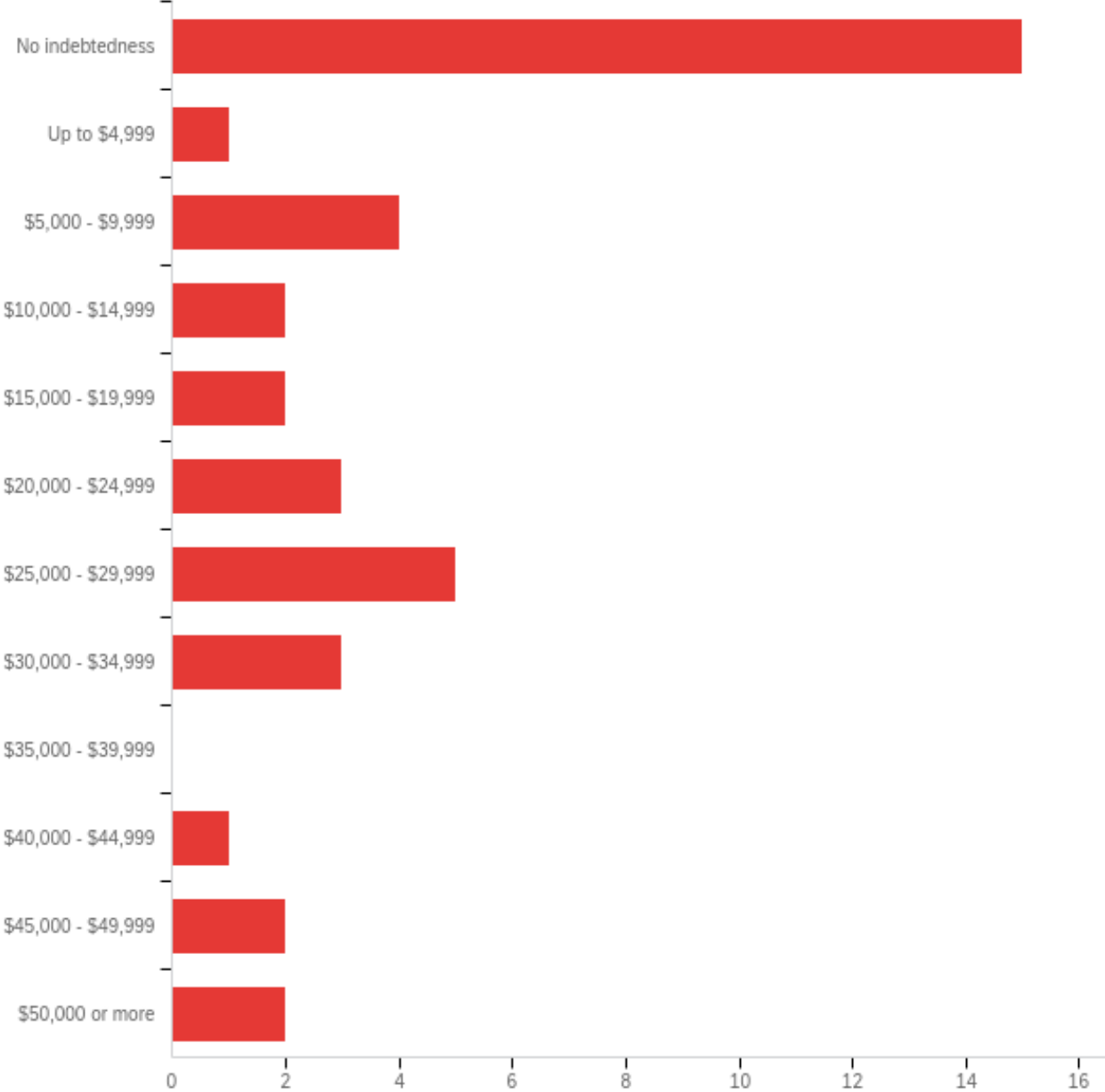
#	Answer	%	Count
1	None	17.07%	7
2	1 - 10	17.07%	7
3	11 - 20	19.51%	8
4	21 - 30	24.39%	10
5	More than 30	21.95%	9
	Total	100%	41

Q8 - Which of the following best describes your educational objective while attending Marshall University?



#	Answer	%	Count
1	Begin my first career	80.49%	33
2	Advance in my current career	4.88%	2
3	Change my career	12.20%	5
4	Non-career objective	2.44%	1
	Total	100%	41

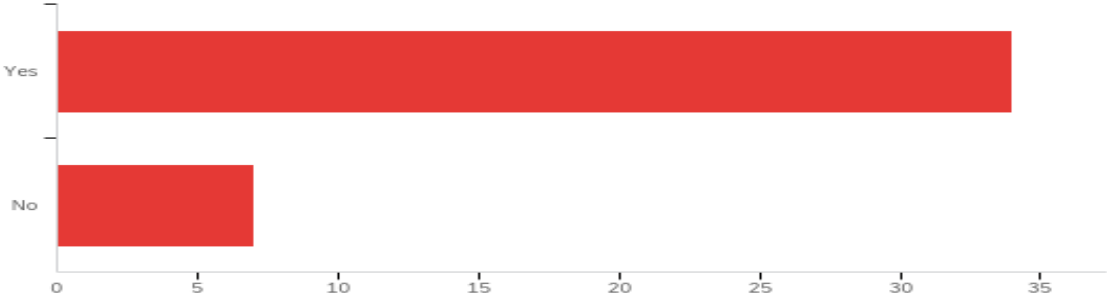
Q9 - Upon graduation, what was the dollar amount of your educational loan indebtedness?



#	Answer	%	Count
1	No indebtedness	37.50%	15
2	Up to \$4,999	2.50%	1
3	\$5,000 - \$9,999	10.00%	4
4	\$10,000 - \$14,999	5.00%	2
5	\$15,000 - \$19,999	5.00%	2

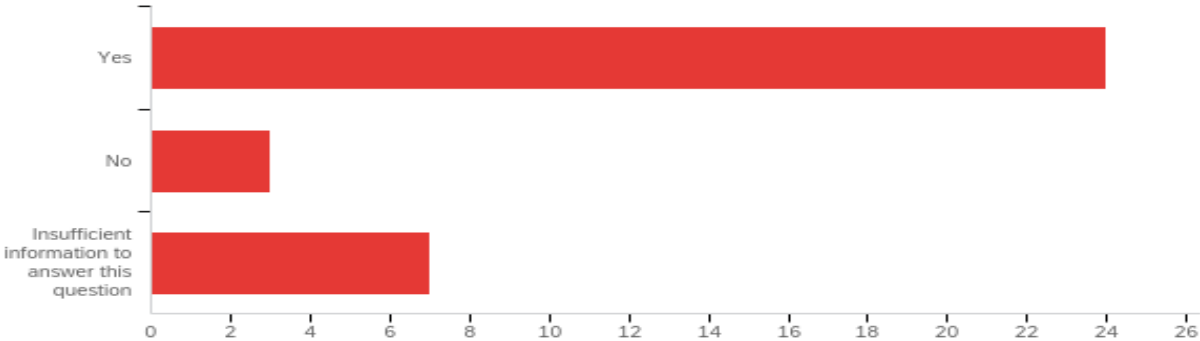
6	\$20,000 - \$24,999	7.50%	3
7	\$25,000 - \$29,999	12.50%	5
8	\$30,000 - \$34,999	7.50%	3
9	\$35,000 - \$39,999	0.00%	0
10	\$40,000 - \$44,999	2.50%	1
11	\$45,000 - \$49,999	5.00%	2
12	\$50,000 or more	5.00%	2
	Total	100%	40

Q10 - Did you take part in an internship, practicum or other structured work experience related to your major and anticipated career?



#	Answer	%	Count
1	Yes	82.93%	34
2	No	17.07%	7
	Total	100%	41

Q11 - If you answered "yes" to the previous question, did that experience increase your ability to secure employment or employment offers?



#	Answer	%	Count
1	Yes	70.59%	24
2	No	8.82%	3
3	Insufficient information to answer this question	20.59%	7
	Total	100%	34

Q12 - While pursuing my degree at Marshall University

#	Question	Agree		Neutral		Disagree		Total
1	I developed the ability to write effectively.	85.37%	35	14.63%	6	0.00%	0	41
2	I used numerical information to explore real world problems.	95.12%	39	4.88%	2	0.00%	0	41
3	I learned to find scholarly information, to evaluate it critically and to use it effectively.	87.80%	36	9.76%	4	2.44%	1	41
4	I gained expertise in the use of technology important in my major field.	82.93%	34	17.07%	7	0.00%	0	41
5	I acquired sufficient skills and knowledge to prepare for career-related positions.	82.93%	34	14.63%	6	2.44%	1	41
6	I developed the ability to express myself effectively through speaking.	75.61%	31	24.39%	10	0.00%	0	41
7	I developed multicultural and global perspectives.	55.00%	22	37.50%	15	7.50%	3	40
8	Writing intensive courses helped me to improve my writing skills.	58.54%	24	26.83%	11	14.63%	6	41
9	My classes challenged me to analyze and evaluate issues and to solve real-world problems in a manner that is ethical and supportive of our civic well-being.	92.68%	38	7.32%	3	0.00%	0	41
10	I broadened my appreciation of the arts.	51.22%	21	41.46%	17	7.32%	3	41
11	My capstone course challenged me to do my best work.	75.61%	31	21.95%	9	2.44%	1	41
12	I learned to examine issues from multiple perspectives.	92.68%	38	7.32%	3	0.00%	0	41
13	I learned to use what i know to solve novel problems.	92.68%	38	7.32%	3	0.00%	0	41
14	I learned to analyze my own values and to examine other viewpoints and credible evidence.	92.68%	38	7.32%	3	0.00%	0	41
15	I determined how to improve my own learning and to engage in lifelong learning.	87.80%	36	12.20%	5	0.00%	0	41
16	I used knowledge from more than one area of study to explore issues or to solve problems.	82.93%	34	17.07%	7	0.00%	0	41
17	Writing Intensive courses enhanced my learning experience.	48.78%	20	29.27%	12	21.95%	9	41

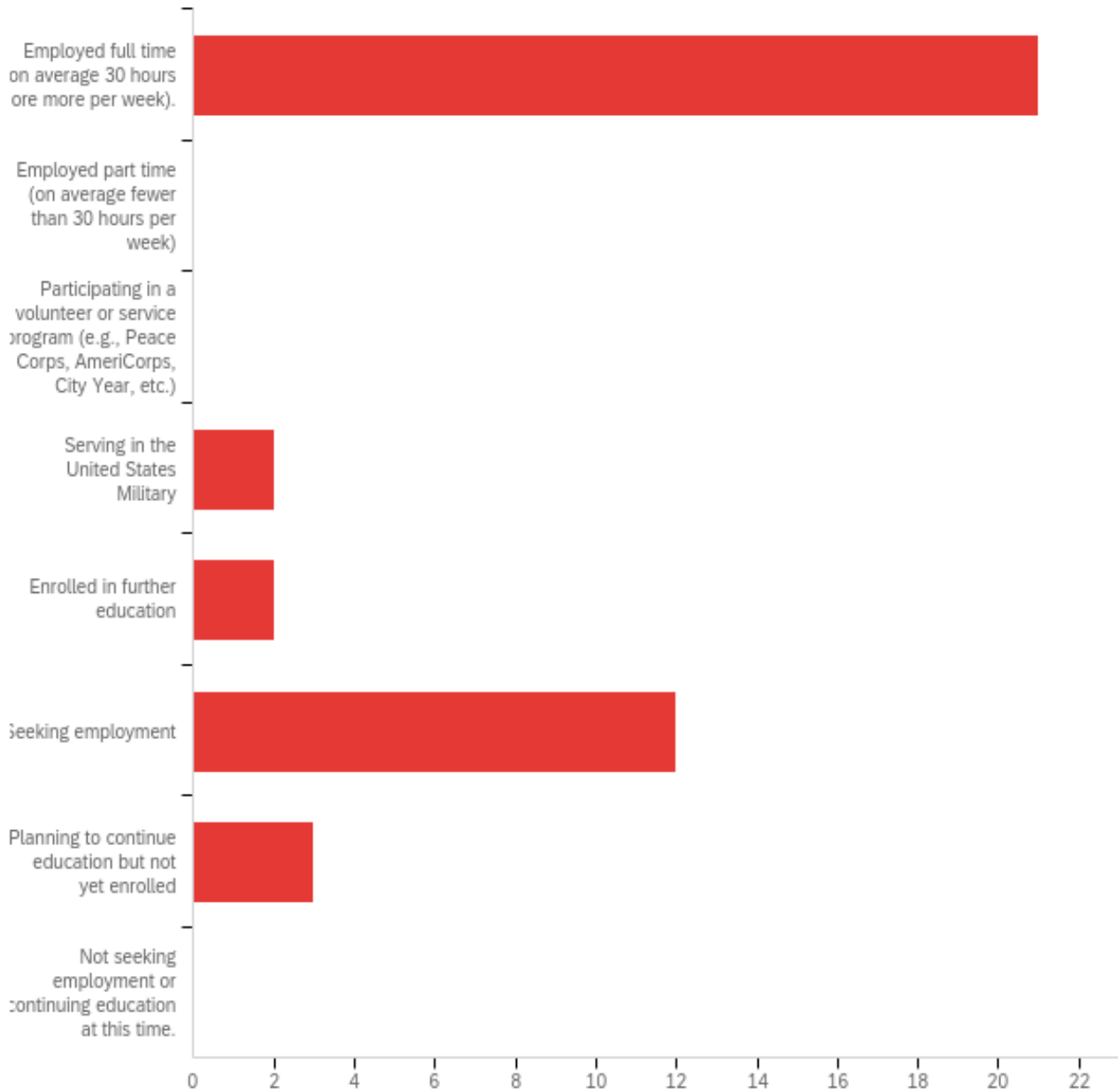
Q13 - Now that I have completed my degree,

#	Question	Agree		Neutral		Disagree		Total
1	I feel adequately prepared for a career and/or graduate or professional study in my major field.	70.73%	29	24.39%	10	4.88%	2	41
2	I believe that Marshall University's program in my major field is of high quality.	65.85%	27	26.83%	11	7.32%	3	41
3	I would recommend to others that they study the same program at Marshall.	68.29%	28	26.83%	11	4.88%	2	41
4	I would recommend Marshall to prospective students.	75.61%	31	19.51%	8	4.88%	2	41

Q14 - Please rate your level of satisfaction with the quality of the following at Marshall:

#	Question	Satisfied		Neutral		Dissatisfied		Total
1	Teaching	70.73%	29	24.39%	10	4.88%	2	41
2	Advising	56.10%	23	26.83%	11	17.07%	7	41
3	Academic Support Services	56.10%	23	41.46%	17	2.44%	1	41
4	Classroom/Lab Facilities	85.37%	35	12.20%	5	2.44%	1	41

Q15 - Which of the following will BEST describe your status after graduation. Please select only ONE of the following categories.



#	Answer	%	Count
1	Employed full time (on average 30 hours or more per week).	52.50%	21
2	Employed part time (on average fewer than 30 hours per week)	0.00%	0
3	Participating in a volunteer or service program (e.g., Peace Corps, AmeriCorps, City Year, etc.)	0.00%	0
4	Serving in the United States Military	5.00%	2
5	Enrolled in further education	5.00%	2

6	Seeking employment	30.00%	12
7	Planning to continue education but not yet enrolled	7.50%	3
8	Not seeking employment or continuing education at this time.	0.00%	0
	Total	100%	40

Q16 - Please provide the name of your employer AND your employer's location (e.g., city, state or country if outside the United States).

None Currently

Oktana || IBM

Newport News Shipbuilding, Newport News, Virginia

United States Army Corps of Engineers - Huntington, WV

U.S. Army Corps of Engineers, Huntington District, WV

Steel of West Virginia Huntington, WV

Kokosing Construction Company, WV Section

Toyota Motor Manufacturing West Virginia Buffalo, WV

MPLX Sherwood Plant in West Union, West Virginia

Prime Engineering Inc. Huntington, WV

Service Wire Company Culloden, WV

Flowserve Ashland, Kentucky

PCL Construction

Infor - Charleston, WV

Parkline, Inc. Eleanor, WV

Q17 - If employed, please provide your job title.

Software Engineer || Associate App Developer

Nuclear Engineer; Nuclear Propulsion Engineering

Civil Engineer/Land Surveyor

Student (Engineering)...Will go full time upon graduation as a Civil Engineer.

Melt Shop Maintenance Foreman

Field Engineer

Mechanical Engineer

Electrical design engineer

Safety Coordinator

Applications Engineer

HSE Supervisor

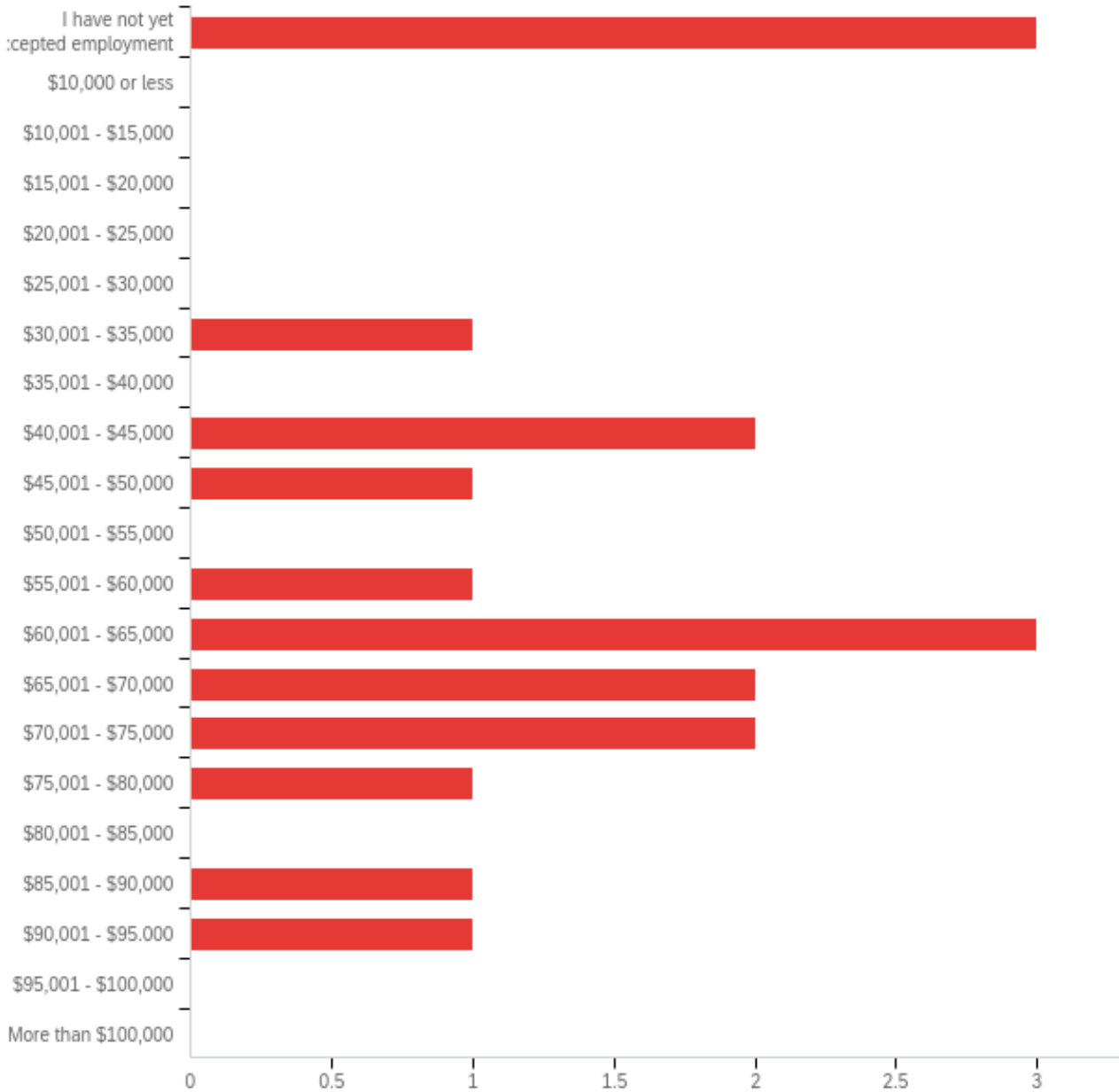
Product Support Engineer

Civil Engineer

EH&S Director

Engineer

Q18 - If employed, what is your annual base salary in U. S. dollars? (Please choose the appropriate range).



#	Answer	%	Count
1	I have not yet accepted employment	16.67%	3
2	\$10,000 or less	0.00%	0
3	\$10,001 - \$15,000	0.00%	0
4	\$15,001 - \$20,000	0.00%	0
5	\$20,001 - \$25,000	0.00%	0

6	\$25,001 - \$30,000	0.00%	0
7	\$30,001 - \$35,000	5.56%	1
8	\$35,001 - \$40,000	0.00%	0
9	\$40,001 - \$45,000	11.11%	2
10	\$45,001 - \$50,000	5.56%	1
11	\$50,001 - \$55,000	0.00%	0
12	\$55,001 - \$60,000	5.56%	1
13	\$60,001 - \$65,000	16.67%	3
14	\$65,001 - \$70,000	11.11%	2
15	\$70,001 - \$75,000	11.11%	2
16	\$75,001 - \$80,000	5.56%	1
17	\$80,001 - \$85,000	0.00%	0
18	\$85,001 - \$90,000	5.56%	1
19	\$90,001 - \$95,000	5.56%	1
20	\$95,001 - \$100,000	0.00%	0
21	More than \$100,000	0.00%	0
	Total	100%	18

Q19 - Guaranteed first-year bonus amount in U. S. dollars, if you are receiving one.

\$4,000

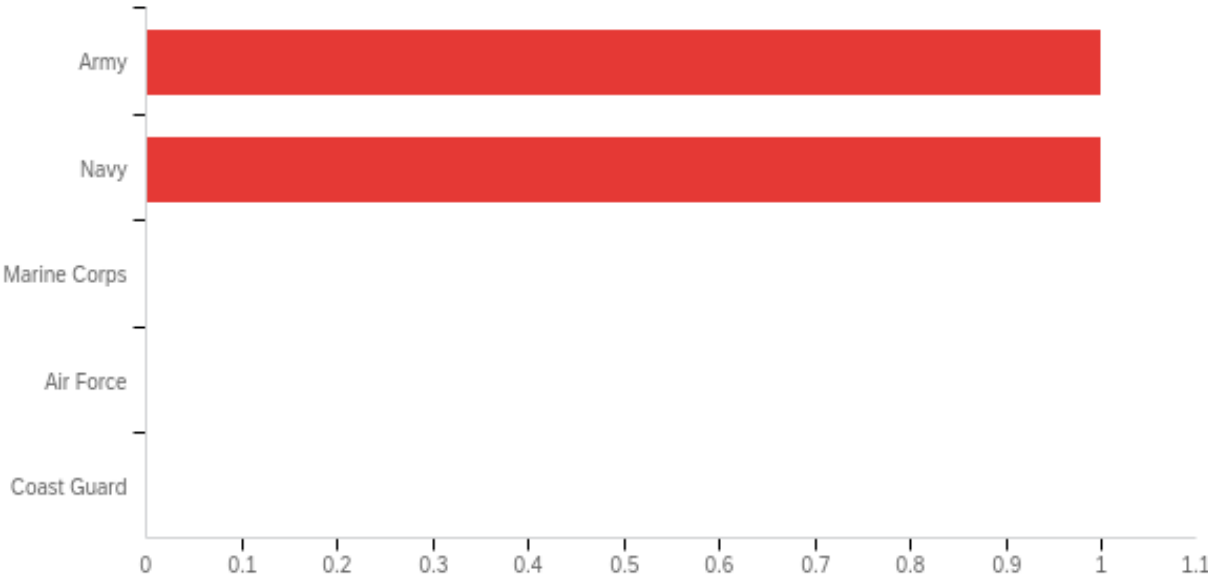
Q20 - Please provide the name of the service organization as well as assignment city and state (or country if outside the U. S.).

No responses to this item.

Q21 - What is your role or title within the Service Organization?

No responses to this item.

Q22 - Please choose your military service branch and provide your rank in the text box next to the service branch you select.



#	Answer	%	Count
1	Army	50.00%	1
2	Navy	50.00%	1
3	Marine Corps	0.00%	0
4	Air Force	0.00%	0
5	Coast Guard	0.00%	0
	Total	100%	2

Q22_1_TEXT - Army

2LT

Q22_2_TEXT - Navy

E-5 applying for officer

Q23 - Please provide the name of the higher education institution and location (city, state, country [if outside U.S.]) you plan to attend.

Georgia Technical Institute, Atlanta, Georgia

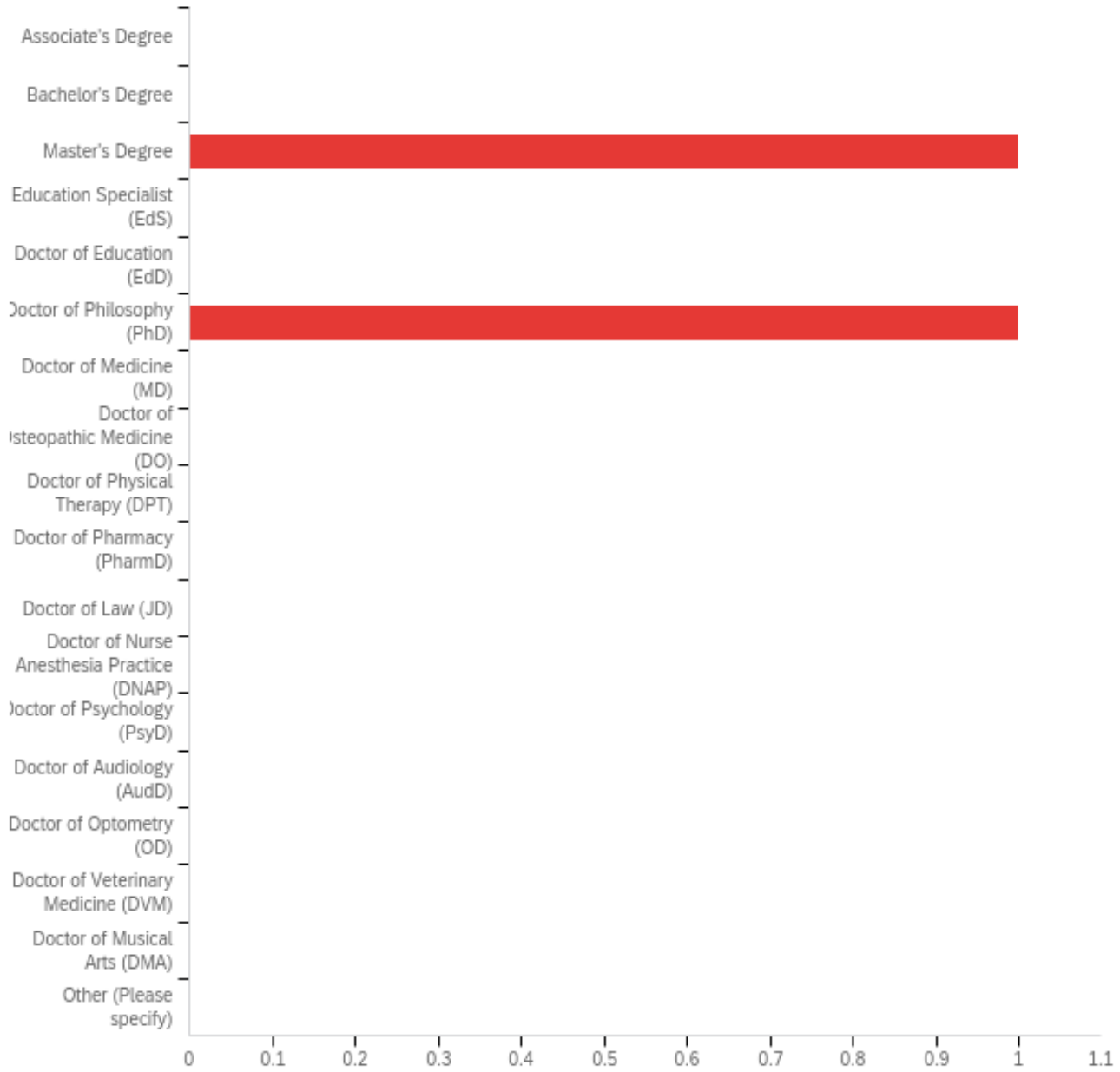
University of Pittsburgh (Swanson)

Q24 - What program of study will you pursue?

Masters of Science in Mechanical Engineering

Mechanical Engineer and Material science

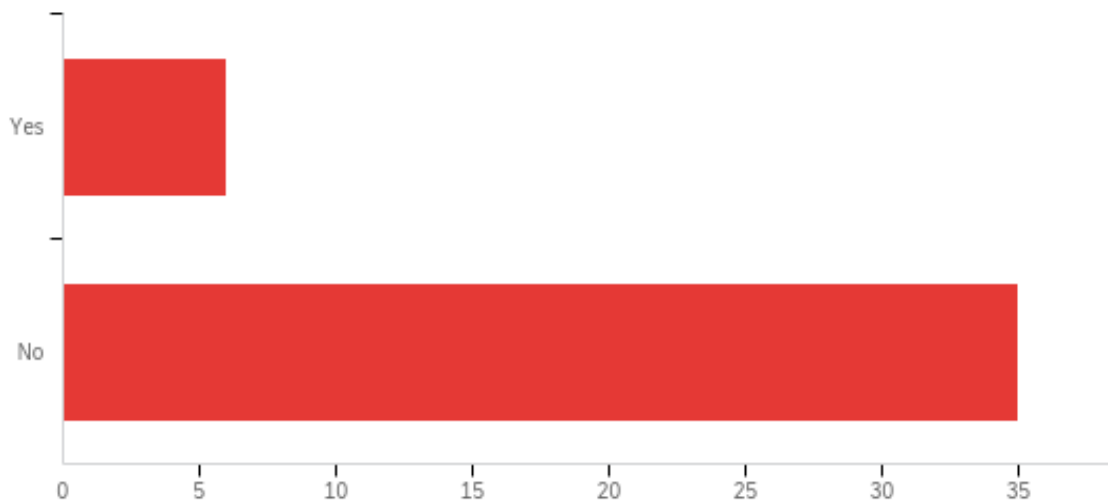
Q25 - What degree will you pursue at this institution?



#	Answer	%	Count
1	Associate's Degree	0.00%	0
2	Bachelor's Degree	0.00%	0
3	Master's Degree	50.00%	1
4	Education Specialist (EdS)	0.00%	0
5	Doctor of Education (EdD)	0.00%	0

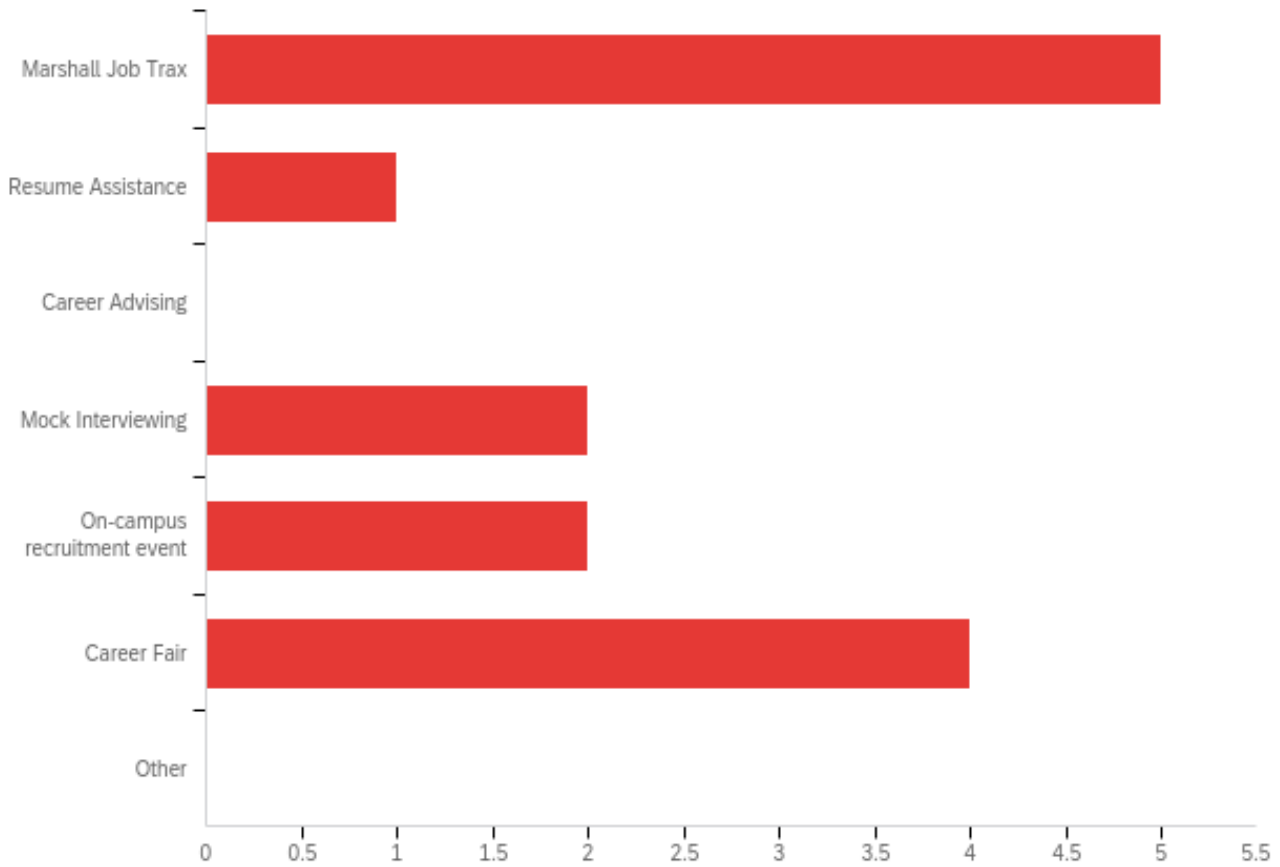
6	Doctor of Philosophy (PhD)	50.00%	1
7	Doctor of Medicine (MD)	0.00%	0
8	Doctor of Osteopathic Medicine (DO)	0.00%	0
9	Doctor of Physical Therapy (DPT)	0.00%	0
10	Doctor of Pharmacy (PharmD)	0.00%	0
11	Doctor of Law (JD)	0.00%	0
12	Doctor of Nurse Anesthesia Practice (DNAP)	0.00%	0
13	Doctor of Psychology (PsyD)	0.00%	0
14	Doctor of Audiology (AudD)	0.00%	0
15	Doctor of Optometry (OD)	0.00%	0
16	Doctor of Veterinary Medicine (DVM)	0.00%	0
17	Doctor of Musical Arts (DMA)	0.00%	0
18	Other (Please specify)	0.00%	0
	Total	100%	2

Q26 - Did you use Career Services to help you with your career plans?



#	Answer	%	Count
1	Yes	14.63%	6
2	No	85.37%	35
	Total	100%	41

Q27 - If you answered "yes" to the previous question, please indicate all services used.



#	Answer	%	Count
1	Marshall Job Trax	35.71%	5
2	Resume Assistance	7.14%	1
3	Career Advising	0.00%	0
4	Mock Interviewing	14.29%	2
5	On-campus recruitment event	14.29%	2
6	Career Fair	28.57%	4
7	Other	0.00%	0
	Total	100%	14