



Marshall University Graduation Survey Report
College of Science
Academic Year 2019 – 2020

Q1 - Please indicate your level of satisfaction with these elements of your experience in the Geology Program:

#	Question	Satisfied		Neutral		Dissatisfied		Total
1	Quality of faculty (teaching effectiveness)	50.00%	1	50.00%	1	0.00%	0	2
2	Quality of facilities	0.00%	0	50.00%	1	50.00%	1	2
3	Fairness and effectiveness of methods of evaluation for students' performance in coursework	0.00%	0	100.00%	2	0.00%	0	2
4	Availability and effectiveness of faculty for advising	50.00%	1	50.00%	1	0.00%	0	2
5	Flexibility/relevance of curriculum for specific career tasks	0.00%	0	100.00%	2	0.00%	0	2
6	Availability of necessary courses in order to complete degree requirements	0.00%	0	100.00%	2	0.00%	0	2
7	Development of critical thinking skills	50.00%	1	50.00%	1	0.00%	0	2
8	Development of writing skills in the discipline	50.00%	1	50.00%	1	0.00%	0	2
9	The college/department is equally supportive of women and men	50.00%	1	50.00%	1	0.00%	0	2
10	The college/department is equally supportive of all racial/ethnic groups	50.00%	1	50.00%	1	0.00%	0	2

Q2 - Please indicate your level of satisfaction with these elements of your experience in the Physics or Physical Science Program:

No responses to this item.

Q3 - Please indicate your level of satisfaction with these elements of your experience in the Biological Sciences Program.

#	Question	Satisfied		Neutral		Dissatisfied		Total
1	The required courses in BSC were valuable and relevant preparation for advancing to the next stage of my career.	83.33%	10	16.67%	2	0.00%	0	12
2	There was a sufficient number and variety of elective courses in the Biological Science curriculum.	41.67%	5	33.33%	4	25.00%	3	12
3	BSC courses encourage thinking and analytic skills.	83.33%	10	16.67%	2	0.00%	0	12
4	BSC courses promote improved communication skills.	66.67%	8	25.00%	3	8.33%	1	12
5	BSC program provides adequate experience with and use of computers.	66.67%	8	8.33%	1	25.00%	3	12
6	Courses in BSC effectively integrate modern research activities with more traditional material.	50.00%	6	50.00%	6	0.00%	0	12
7	Lab activities for BSC were relevant and important to the development of difficult concepts.	58.33%	7	25.00%	3	16.67%	2	12
8	Lab activities for BSC courses provided active student involvement and participation for the development for the basic technical skills.	75.00%	9	16.67%	2	8.33%	1	12
9	Members of the BSC faculty appeared to be competent and knowledgeable in their fields.	75.00%	9	25.00%	3	0.00%	0	12
10	Members of the BSC faculty appeared to be fair and unbiased towards students regardless of race, gender, age and/or disability.	83.33%	10	8.33%	1	8.33%	1	12
11	BSC faculty were generally accessible and friendly.	75.00%	9	0.00%	0	25.00%	3	12
12	I would recommend Marshall University to a friend who wished to major in Biological Science.	66.67%	8	25.00%	3	8.33%	1	12

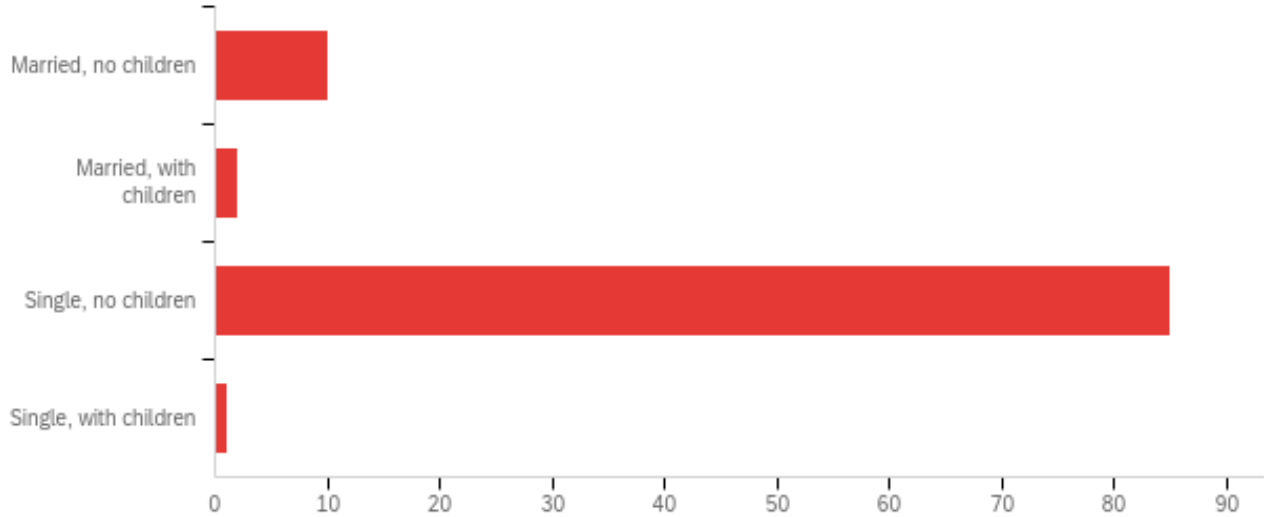
Q4 - Please indicate your level of satisfaction with these elements of your experience in the Chemistry Program.

#	Question	Satisfied		Neutral		Dissatisfied		Total
1	There were sufficient number and variety of elective courses in the Chemistry curriculum.	75.00%	3	25.00%	1	0.00%	0	4
2	Chemistry courses encourage thinking and analytic skills.	100.00%	4	0.00%	0	0.00%	0	4
3	Chemistry courses promote improved communication skills.	75.00%	3	25.00%	1	0.00%	0	4
4	Chemistry program provides adequate experience with and use of computers.	50.00%	2	50.00%	2	0.00%	0	4
5	Lab activities for Chemistry courses were relevant and important to the development of difficult concepts.	100.00%	4	0.00%	0	0.00%	0	4
6	Lab activities for Chemistry courses provided active student involvement and participation for the development for the basic technical skills.	100.00%	4	0.00%	0	0.00%	0	4
7	Members of the Chemistry faculty appeared to be competent and knowledgeable in their fields.	100.00%	4	0.00%	0	0.00%	0	4
8	Members of the Chemistry faculty appeared to be fair and unbiased towards students regardless of race, gender, age and/or disability.	100.00%	4	0.00%	0	0.00%	0	4
9	Members of the Chemistry faculty were generally accessible and friendly.	100.00%	4	0.00%	0	0.00%	0	4
10	I would recommend Marshall University to a friend who wished to major in Chemistry.	100.00%	4	0.00%	0	0.00%	0	4

Q5 - Please indicate your level of satisfaction with these elements of your experience in the College of Science.

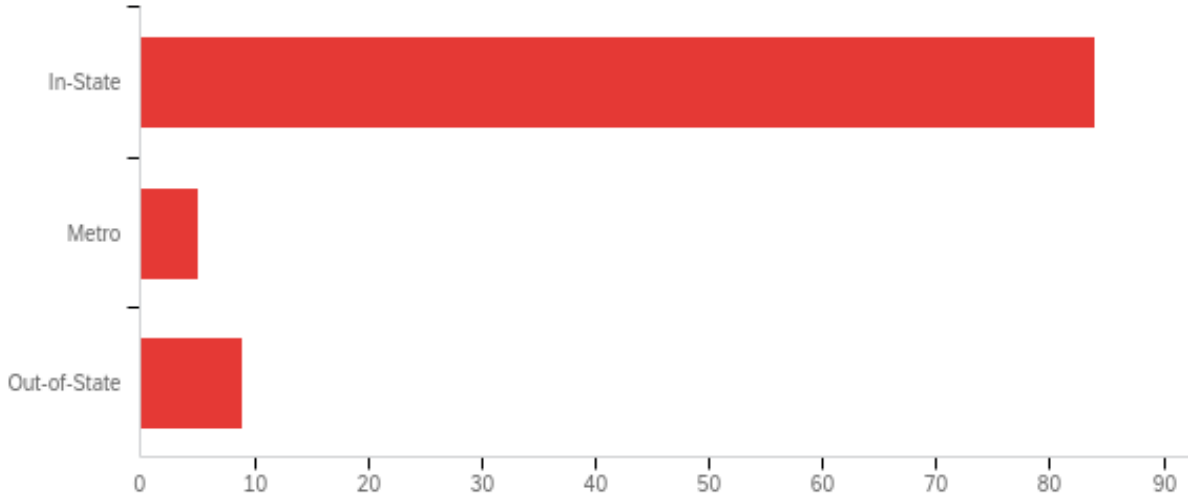
#	Question	Satisfied		Neutral		Dissatisfied		Total
1	Availability of academic advising	62.00%	62	25.00%	25	13.00%	13	100
2	Availability of courses	58.59%	58	24.24%	24	17.17%	17	99
3	Responsiveness to students with special needs	53.54%	53	44.44%	44	2.02%	2	99
4	Professionalism/Scholarship of faculty	77.78%	77	16.16%	16	6.06%	6	99
5	Development of critical thinking skills	92.00%	92	7.00%	7	1.00%	1	100

Q6 - Family Status



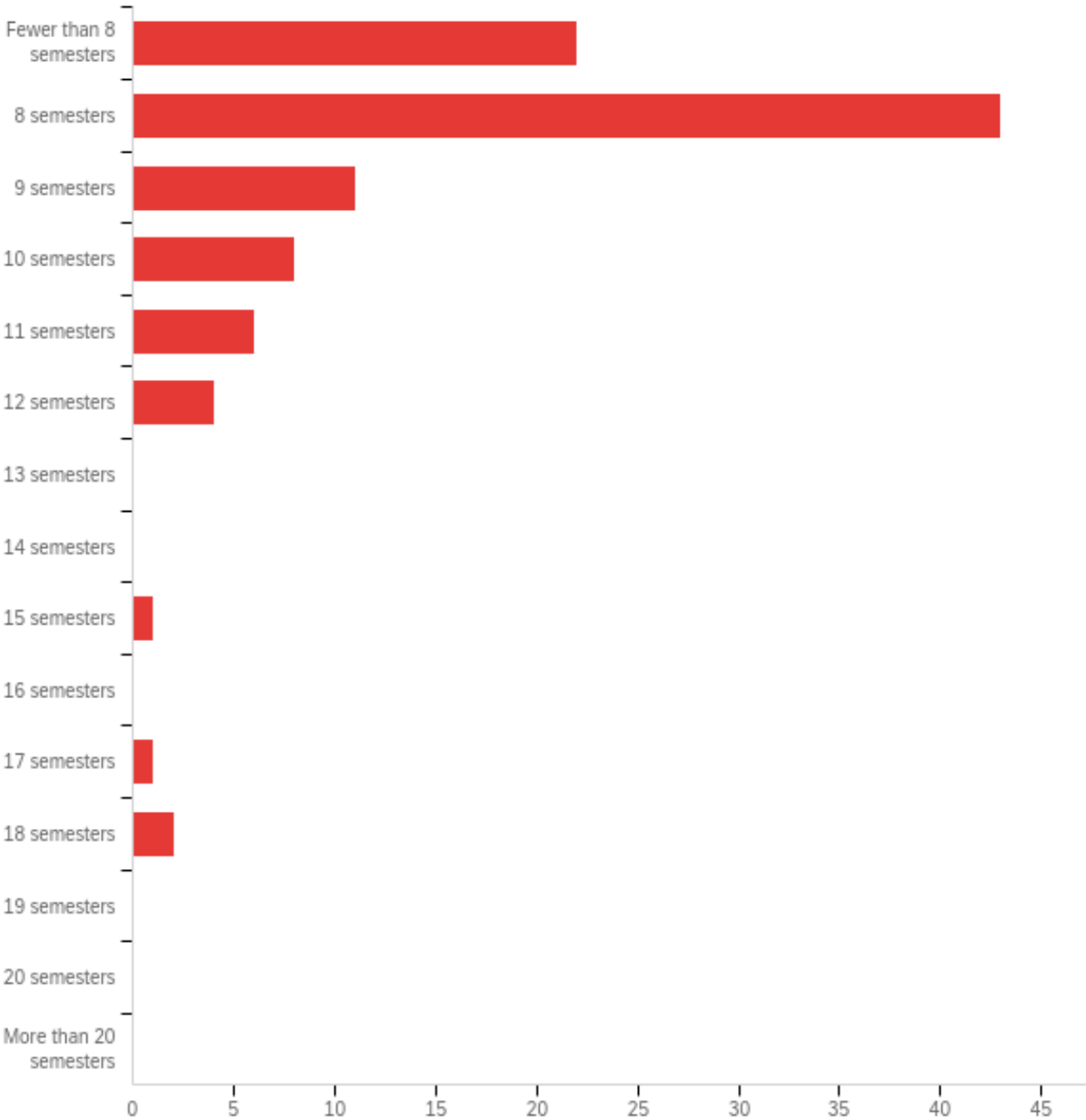
#	Answer	%	Count
1	Married, no children	10.20%	10
2	Married, with children	2.04%	2
3	Single, no children	86.73%	85
4	Single, with children	1.02%	1
	Total	100%	98

Q7 - Residence at time of admission



#	Answer	%	Count
1	In-State	85.71%	84
2	Metro	5.10%	5
3	Out-of-State	9.18%	9
	Total	100%	98

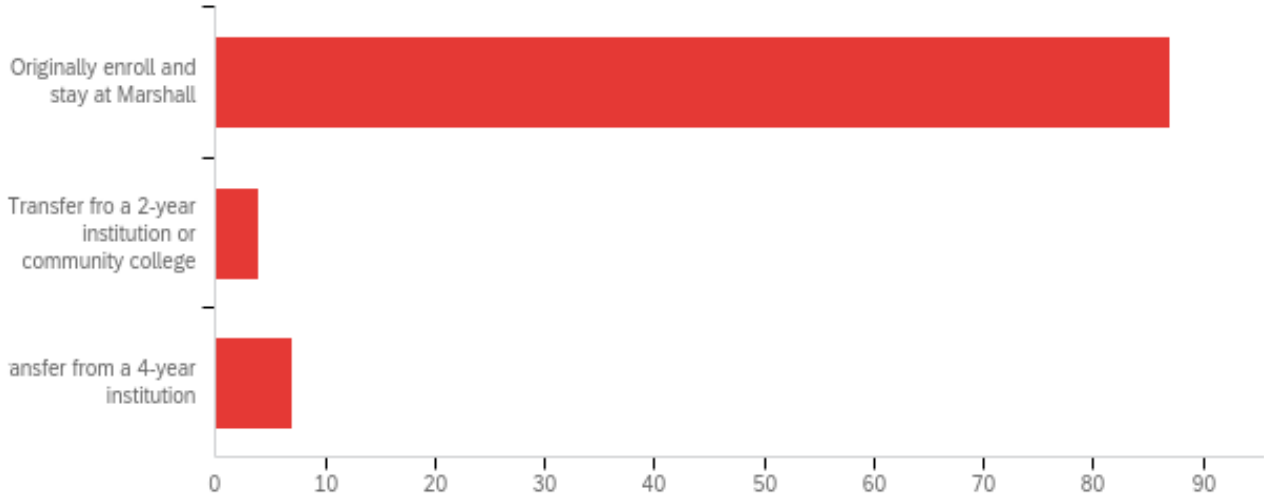
Q8 - Number of semesters enrolled to compete your degree (Note: One semester is equal to fall, spring, or summer, resulting in the potential of three semesters in one year).



#	Answer	%	Count
1	Fewer than 8 semesters	22.45%	22
2	8 semesters	43.88%	43
3	9 semesters	11.22%	11
4	10 semesters	8.16%	8
5	11 semesters	6.12%	6

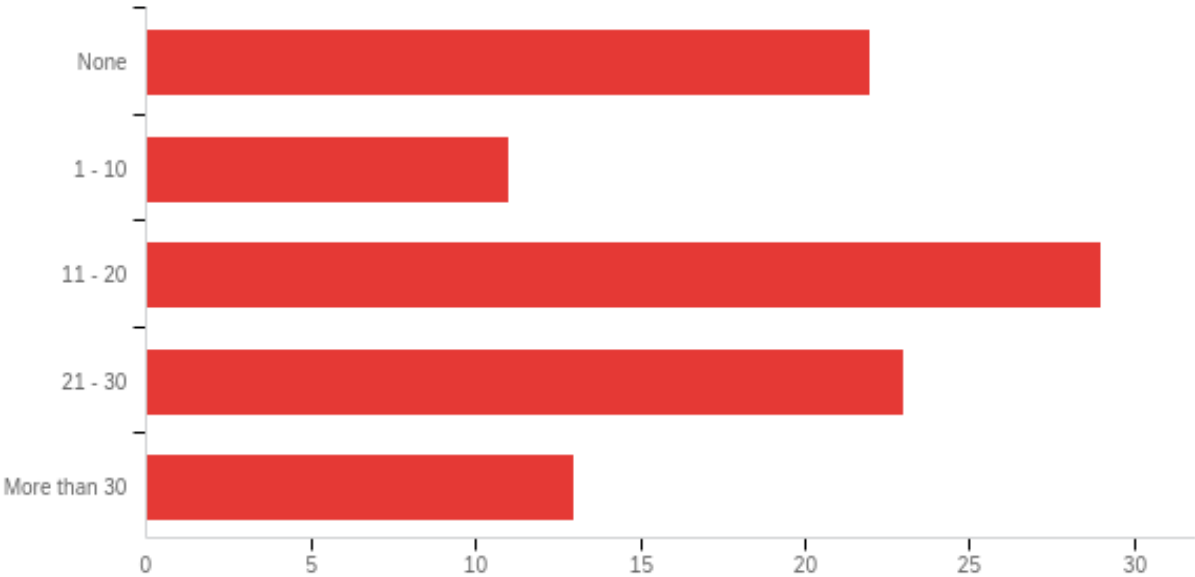
6	12 semesters	4.08%	4
7	13 semesters	0.00%	0
8	14 semesters	0.00%	0
9	15 semesters	1.02%	1
10	16 semesters	0.00%	0
11	17 semesters	1.02%	1
12	18 semesters	2.04%	2
13	19 semesters	0.00%	0
14	20 semesters	0.00%	0
15	More than 20 semesters	0.00%	0
	Total	100%	98

Q9 - While pursuing your degree, did you



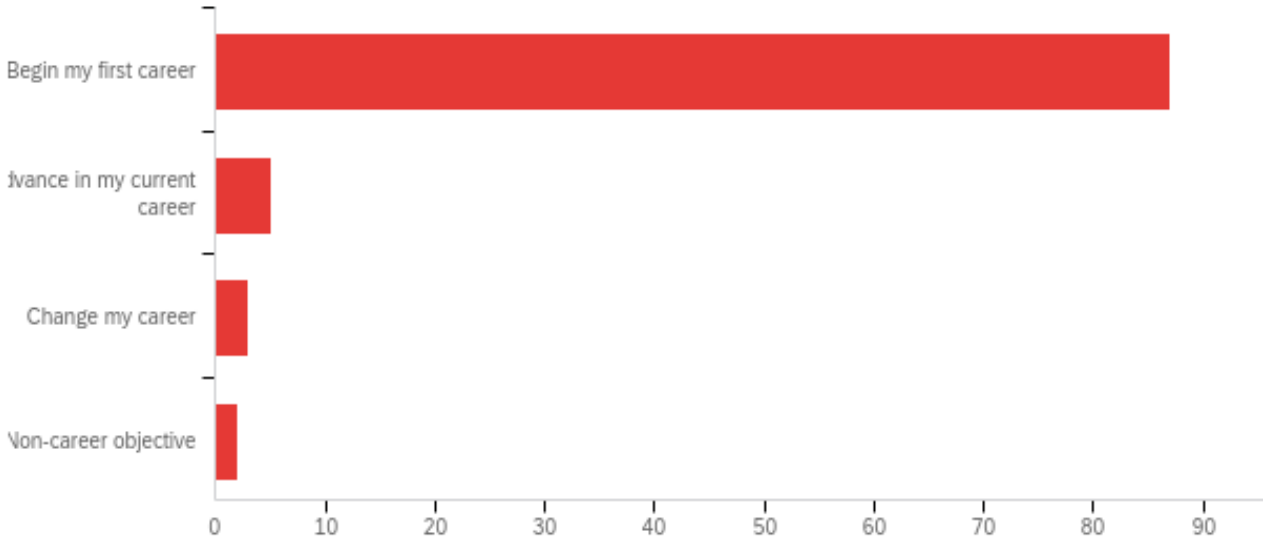
#	Answer	%	Count
1	Originally enroll and stay at Marshall	88.78%	87
2	Transfer from a 2-year institution or community college	4.08%	4
3	Transfer from a 4-year institution	7.14%	7
	Total	100%	98

Q10 - During the last year of your studies, how many hours a week did you work while attending classes?



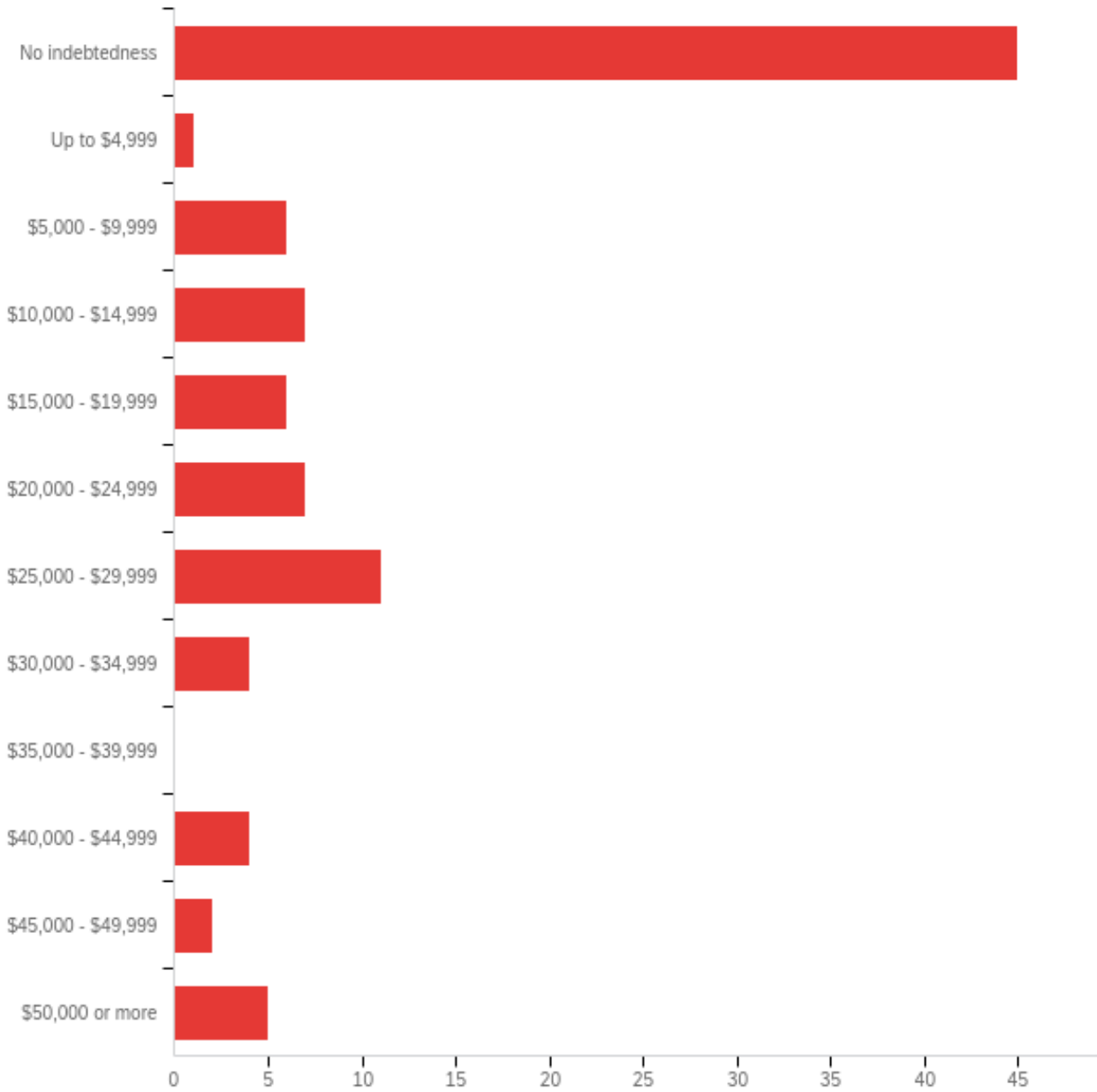
#	Answer	%	Count
1	None	22.45%	22
2	1 - 10	11.22%	11
3	11 - 20	29.59%	29
4	21 - 30	23.47%	23
5	More than 30	13.27%	13
	Total	100%	98

Q11 - Which of the following best describes your educational objective while attending Marshall University?



#	Answer	%	Count
1	Begin my first career	89.69%	87
2	Advance in my current career	5.15%	5
3	Change my career	3.09%	3
4	Non-career objective	2.06%	2
	Total	100%	97

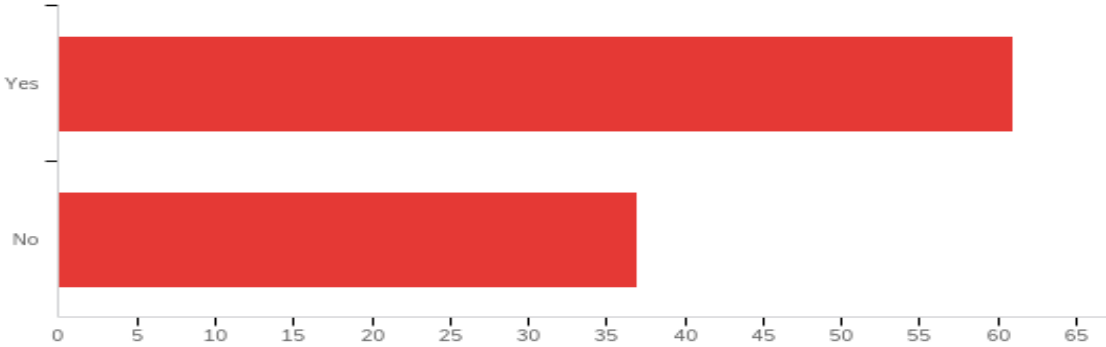
Q12 - Upon graduation, what was the dollar amount of your educational loan indebtedness?



#	Answer	%	Count
1	No indebtedness	45.92%	45
2	Up to \$4,999	1.02%	1
3	\$5,000 - \$9,999	6.12%	6
4	\$10,000 - \$14,999	7.14%	7
5	\$15,000 - \$19,999	6.12%	6

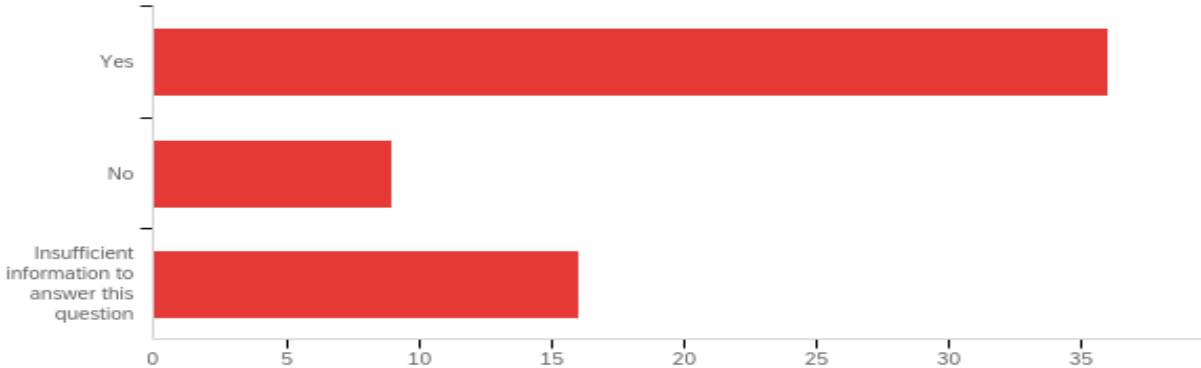
6	\$20,000 - \$24,999	7.14%	7
7	\$25,000 - \$29,999	11.22%	11
8	\$30,000 - \$34,999	4.08%	4
9	\$35,000 - \$39,999	0.00%	0
10	\$40,000 - \$44,999	4.08%	4
11	\$45,000 - \$49,999	2.04%	2
12	\$50,000 or more	5.10%	5
	Total	100%	98

Q13 - Did you take part in an internship, practicum or other structured work experience related to your major and anticipated career?



#	Answer	%	Count
1	Yes	62.24%	61
2	No	37.76%	37
	Total	100%	98

Q14 - If you answered "yes" to the previous question, did that experience increase your ability to secure employment or employment offers?



#	Answer	%	Count
1	Yes	59.02%	36
2	No	14.75%	9
3	Insufficient information to answer this question	26.23%	16
	Total	100%	61

Q15 - While pursuing my degree at Marshall University

#	Question	Agree		Neutral		Disagree		Total
1	I developed the ability to write effectively.	82.47%	80	13.40%	13	4.12%	4	97
2	I used numerical information to explore real world problems.	80.41%	78	17.53%	17	2.06%	2	97
3	I learned to find scholarly information, to evaluate it critically and to use it effectively.	89.69%	87	10.31%	10	0.00%	0	97
4	I gained expertise in the use of technology important in my major field.	76.29%	74	19.59%	19	4.12%	4	97
5	I acquired sufficient skills and knowledge to prepare for career-related positions.	83.51%	81	15.46%	15	1.03%	1	97
6	I developed the ability to express myself effectively through speaking.	73.20%	71	21.65%	21	5.15%	5	97
7	I developed multicultural and global perspectives.	67.71%	65	26.04%	25	6.25%	6	96
8	Writing intensive courses helped me to improve my writing skills.	71.13%	69	15.46%	15	13.40%	13	97
9	My classes challenged me to analyze and evaluate issues and to solve real-world problems in a manner that is ethical and supportive of our civic well-being.	78.35%	76	15.46%	15	6.19%	6	97
10	I broadened my appreciation of the arts.	52.58%	51	36.08%	35	11.34%	11	97
11	My capstone course challenged me to do my best work.	73.20%	71	17.53%	17	9.28%	9	97
12	I learned to examine issues from multiple perspectives.	86.60%	84	11.34%	11	2.06%	2	97
13	I learned to use what i know to solve novel problems.	85.57%	83	13.40%	13	1.03%	1	97
14	I learned to analyze my own values and to examine other viewpoints and credible evidence.	90.72%	88	9.28%	9	0.00%	0	97
15	I determined how to improve my own learning and to engage in lifelong learning.	85.57%	83	12.37%	12	2.06%	2	97
16	I used knowledge from more than one area of study to explore issues or to solve problems.	88.66%	86	11.34%	11	0.00%	0	97
17	Writing Intensive courses enhanced my learning experience.	53.61%	52	28.87%	28	17.53%	17	97

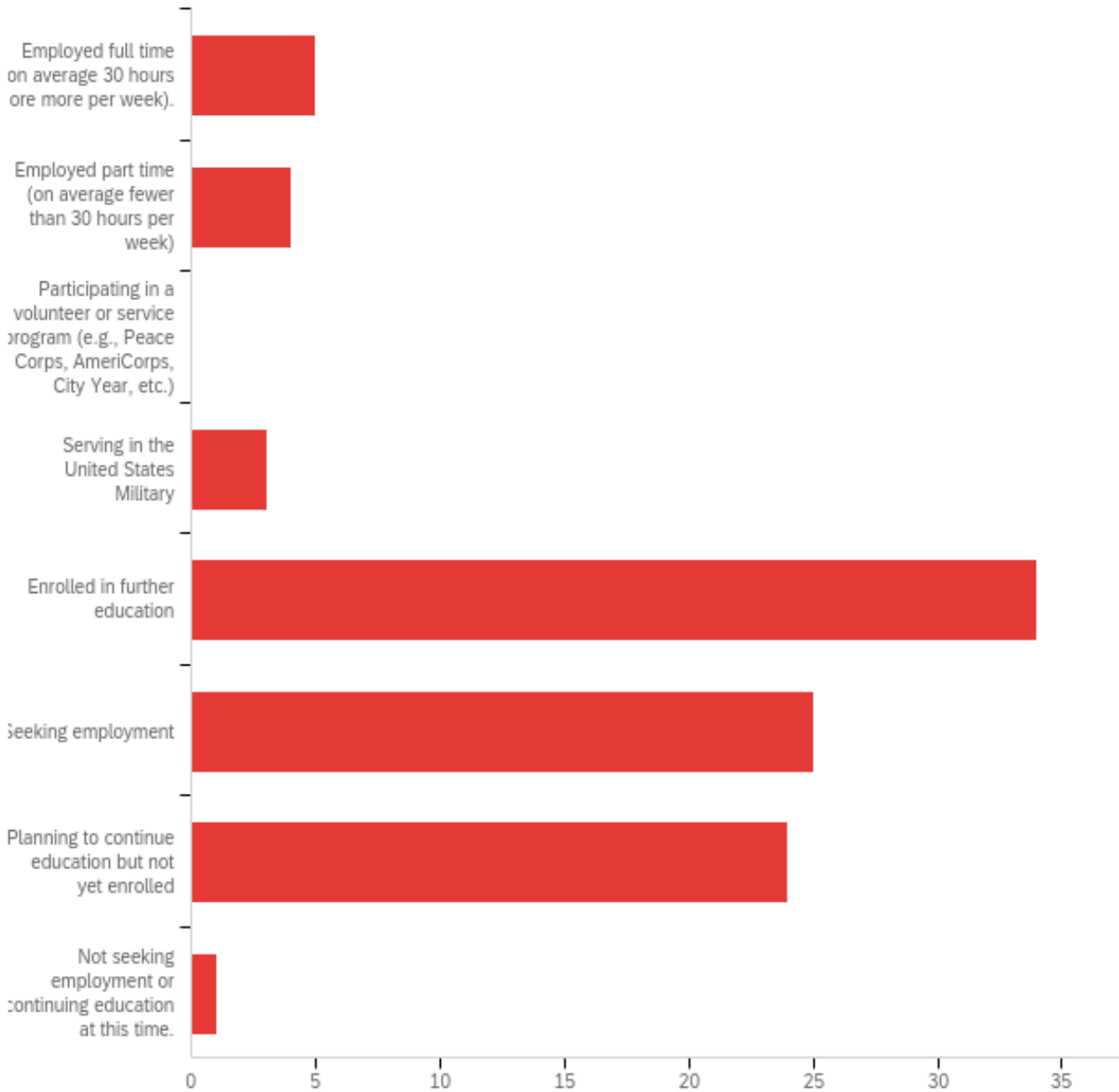
Q16 - Now that I have completed my degree,

#	Question	Agree		Neutral		Disagree		Total
1	I feel adequately prepared for a career and/or graduate or professional study in my major field.	73.20%	71	17.53%	17	9.28%	9	97
2	I believe that Marshall University's program in my major field is of high quality.	67.01%	65	21.65%	21	11.34%	11	97
3	I would recommend to others that they study the same program at Marshall.	76.29%	74	11.34%	11	12.37%	12	97
4	I would recommend Marshall to prospective students.	87.37%	83	8.42%	8	4.21%	4	95

Q17 - Please rate your level of satisfaction with the quality of the following at Marshall:

#	Question	Satisfied		Neutral		Dissatisfied		Total
1	Teaching	75.26%	73	20.62%	20	4.12%	4	97
2	Advising	52.58%	51	25.77%	25	21.65%	21	97
3	Academic Support Services	54.64%	53	41.24%	40	4.12%	4	97
4	Classroom/Lab Facilities	49.48%	48	32.99%	32	17.53%	17	97

Q18 - Which of the following will BEST describe your status after graduation. Please select only ONE of the following categories.



#	Answer	%	Count
1	Employed full time (on average 30 hours or more per week).	5.21%	5
2	Employed part time (on average fewer than 30 hours per week)	4.17%	4
3	Participating in a volunteer or service program (e.g., Peace Corps, AmeriCorps, City Year, etc.)	0.00%	0
4	Serving in the United States Military	3.13%	3
5	Enrolled in further education	35.42%	34

6	Seeking employment	26.04%	25
7	Planning to continue education but not yet enrolled	25.00%	24
8	Not seeking employment or continuing education at this time.	1.04%	1
	Total	100%	96

Q19 - Please provide the name of your employer AND your employer's location (e.g., city, state or country if outside the United States).

Espresso Mojo, Huntington, WV

Idaho Fish and Game Department Salmon, Idaho

USACE - Huntington, WV

Prospective: AECOM

Marshall research corporation

Amazon located in Huntington, WV.

Q20 - If employed, please provide your job title.

Barista

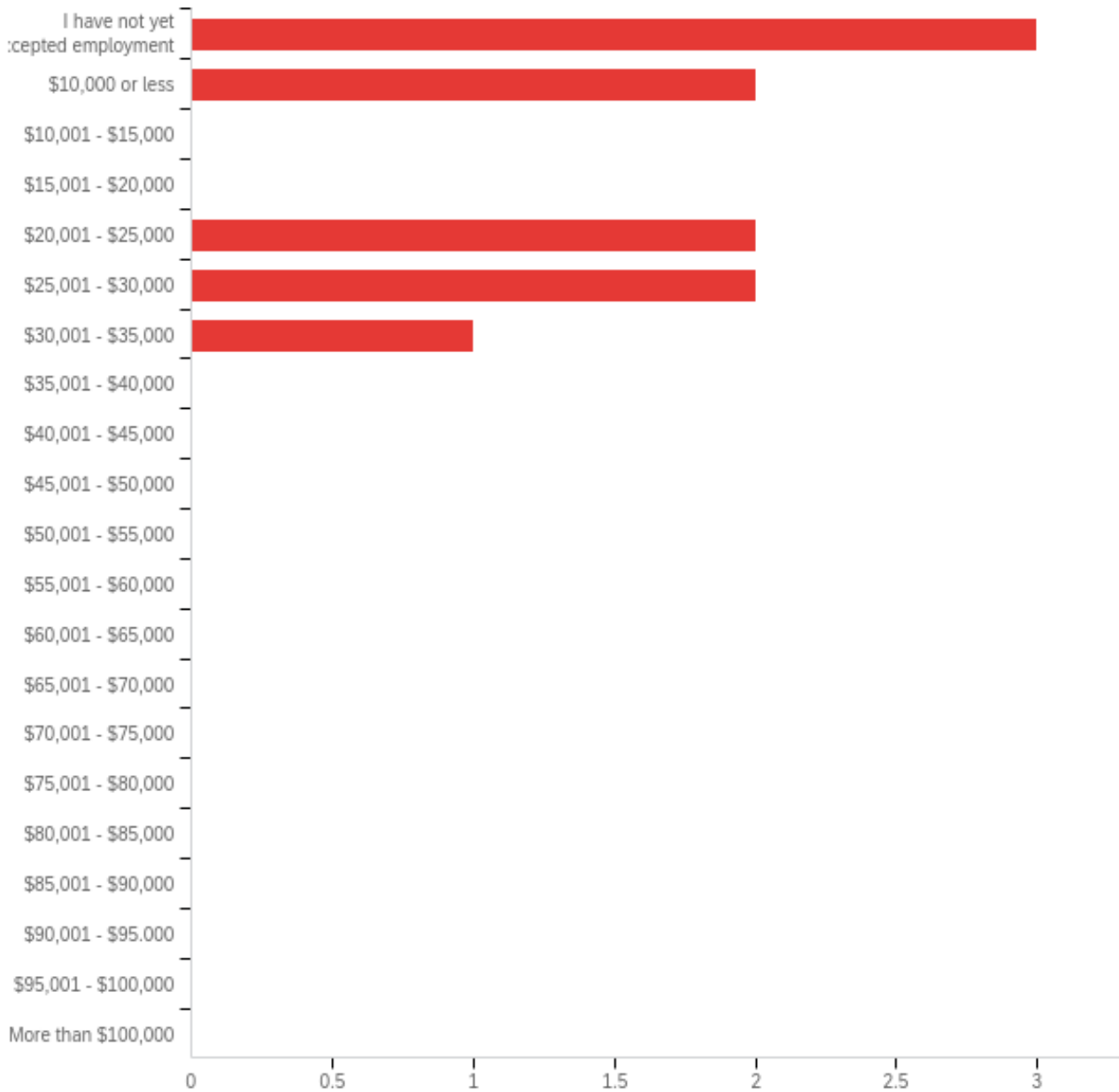
Fisheries Technician

Biologist

Lab assistant

CSA

Q21 - If employed, what is your annual base salary in U. S. dollars? (Please choose the appropriate range).



#	Answer	%	Count
1	I have not yet accepted employment	30.00%	3
2	\$10,000 or less	20.00%	2
3	\$10,001 - \$15,000	0.00%	0
4	\$15,001 - \$20,000	0.00%	0
5	\$20,001 - \$25,000	20.00%	2

6	\$25,001 - \$30,000	20.00%	2
7	\$30,001 - \$35,000	10.00%	1
8	\$35,001 - \$40,000	0.00%	0
9	\$40,001 - \$45,000	0.00%	0
10	\$45,001 - \$50,000	0.00%	0
11	\$50,001 - \$55,000	0.00%	0
12	\$55,001 - \$60,000	0.00%	0
13	\$60,001 - \$65,000	0.00%	0
14	\$65,001 - \$70,000	0.00%	0
15	\$70,001 - \$75,000	0.00%	0
16	\$75,001 - \$80,000	0.00%	0
17	\$80,001 - \$85,000	0.00%	0
18	\$85,001 - \$90,000	0.00%	0
19	\$90,001 - \$95,000	0.00%	0
20	\$95,001 - \$100,000	0.00%	0
21	More than \$100,000	0.00%	0
	Total	100%	10

Q22 - Guaranteed first-year bonus amount in U. S. dollars, if you are receiving one.

No responses to this item.

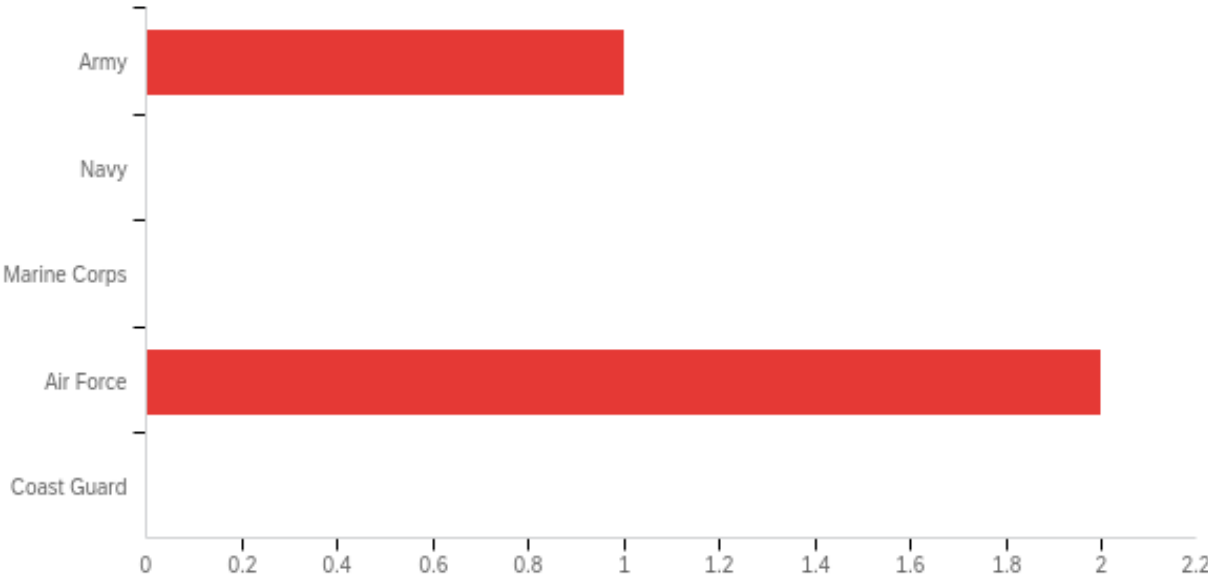
Q23 - Please provide the name of the service organization as well as assignment city and state (or country if outside the U. S.).

No responses to this item.

Q24 - What is your role or title within the Service Organization?

No responses to this item.

Q25 - Please choose your military service branch and provide your rank in the text box next to the service branch you select.



#	Answer	%	Count
1	Army	33.33%	1
2	Navy	0.00%	0
3	Marine Corps	0.00%	0
4	Air Force	66.67%	2
5	Coast Guard	0.00%	0
	Total	100%	3

Q25_1_TEXT - Army

2nd lieutenant

Q25_4_TEXT - Air Force

E-4

Officer

Q26 - Please provide the name of the higher education institution and location (city, state, country [if outside U.S.]) you plan to attend.

Marshall University, Huntington, WV

Marshall University School of Pharmacy

Marshall University School of Pharmacy Huntington, WV

Roger Williams school of law (Bristol, RI)

Marshall University, Huntington, WV

Marshall University Medical School

Joan C. Edwards School of Medicine Huntington WV

Marshall University, Huntington, WV, USA

Marshall University School of Pharmacy

There are multiple schools that I am considering and waiting to hear back from.

Mount Sinai NYC

Marshall

Joan C. Edwards School of Medicine at Marshall University Huntington, WV

West Virginia University

Joan C. Edwards School of Medicine Huntington, WV

Marshall University Grad Program

Marshall University

Marshall University School of Pharmacy

Marshall University School of Pharmacy

WVSOM Lewisburg, WV

Marshall University Joan C. Edwards Medical School, Huntington, WV

Joan C. Edwards School of Medicine

Undecided between Johns Hopkins, UNC, OSU, Emory, and George Washington University

Marshall University School of Pharmacy

Marshall University Joan C Edwards School of Medicine, Huntington, WV

Marshall university

MUSOM

Ohio University in Columbus, OH

Either Joan C. Edwards School of Medicine in Huntington, WV (or) West Virginia University School of Medicine in Morgantown, WV

Marshall University Huntington, WV

Marshall University

Q27 - What program of study will you pursue?

Medical Sciences

Doctorate of Pharmacy

Pharmacy

Criminal law

Pharmacy

Medicine

Medicine

Medicine

Undecided

Physics

PhD Biomedical Sciences

Forensic Science

Medicine

Dental

Medical School

Criminal Justice

DNA Technology

PharmD

pharmacy

Medicine

Medicine

MPH in Epidemiology

Pharmacy

Medical School

Biomedical research

MEDICINE

Genetic Counseling

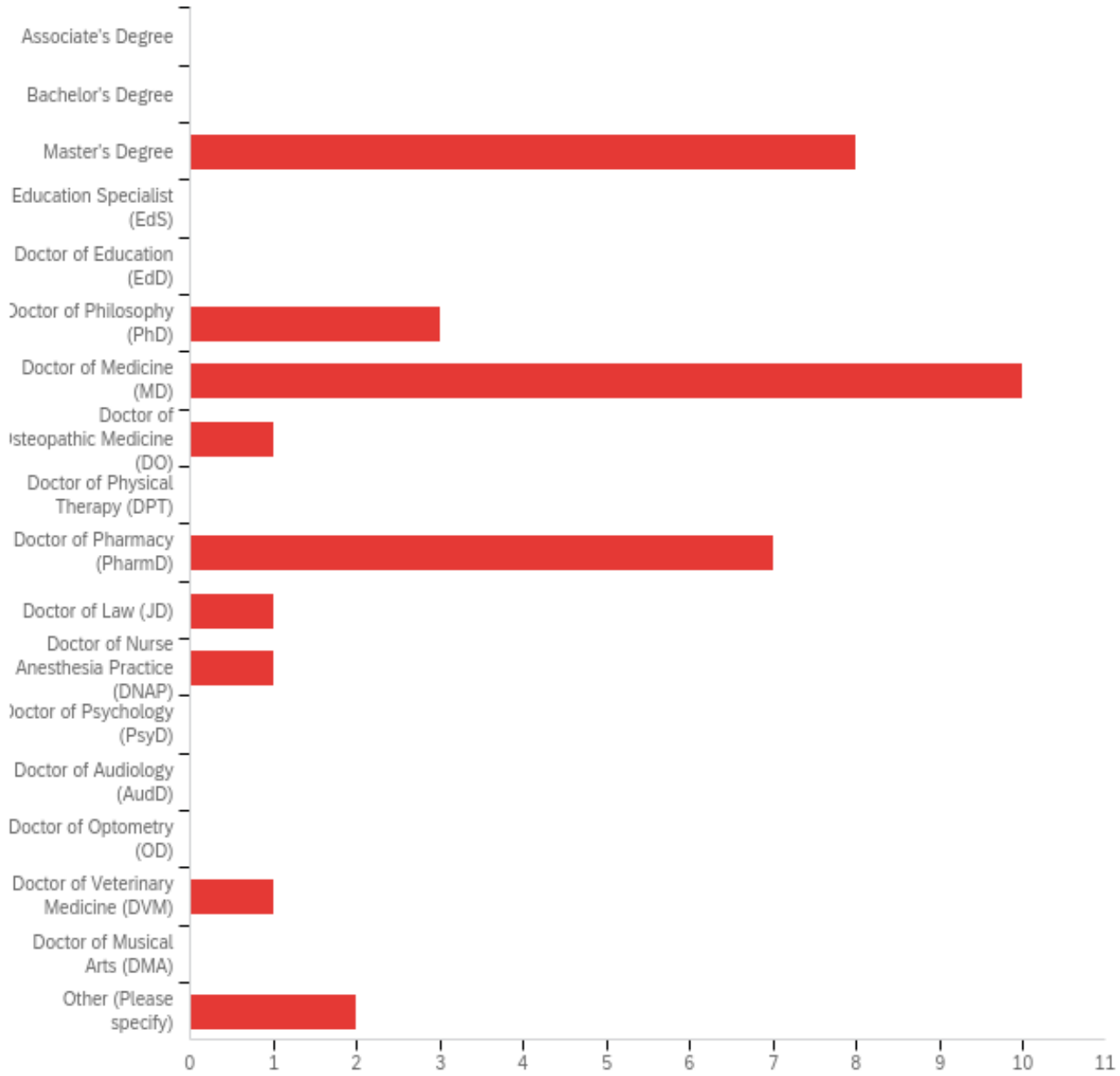
Doctor of Veterinary Medicine

MD

Cyber Forensics and Defense

Cyber Forensics for DFIA

Q28 - What degree will you pursue at this institution?



#	Answer	%	Count
1	Associate's Degree	0.00%	0
2	Bachelor's Degree	0.00%	0
3	Master's Degree	23.53%	8
4	Education Specialist (EdS)	0.00%	0
5	Doctor of Education (EdD)	0.00%	0
6	Doctor of Philosophy (PhD)	8.82%	3

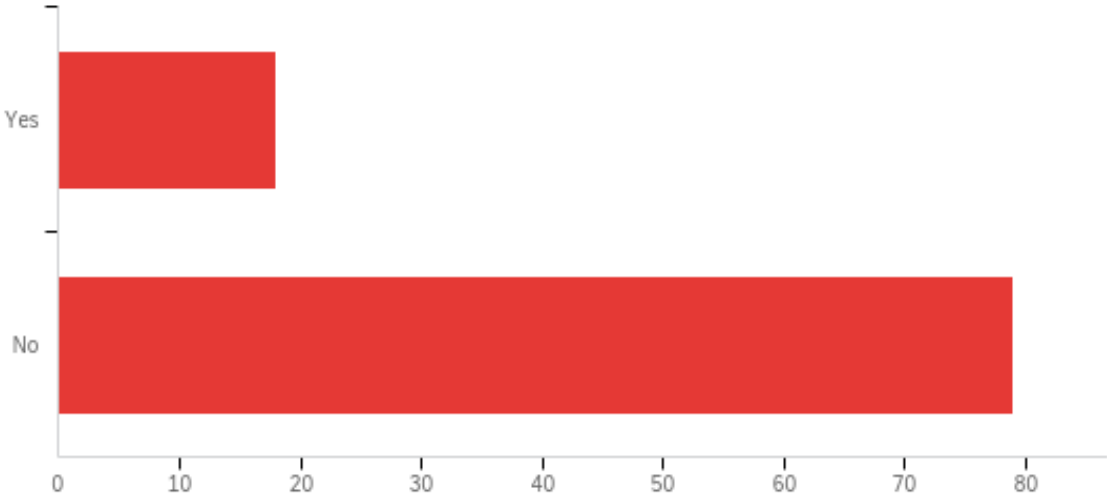
7	Doctor of Medicine (MD)	29.41%	10
8	Doctor of Osteopathic Medicine (DO)	2.94%	1
9	Doctor of Physical Therapy (DPT)	0.00%	0
10	Doctor of Pharmacy (PharmD)	20.59%	7
11	Doctor of Law (JD)	2.94%	1
12	Doctor of Nurse Anesthesia Practice (DNAP)	2.94%	1
13	Doctor of Psychology (PsyD)	0.00%	0
14	Doctor of Audiology (AudD)	0.00%	0
15	Doctor of Optometry (OD)	0.00%	0
16	Doctor of Veterinary Medicine (DVM)	2.94%	1
17	Doctor of Musical Arts (DMA)	0.00%	0
18	Other (Please specify)	5.88%	2
	Total	100%	34

Q28_18_TEXT - Other (Please specify)

Doctor of Dental Science

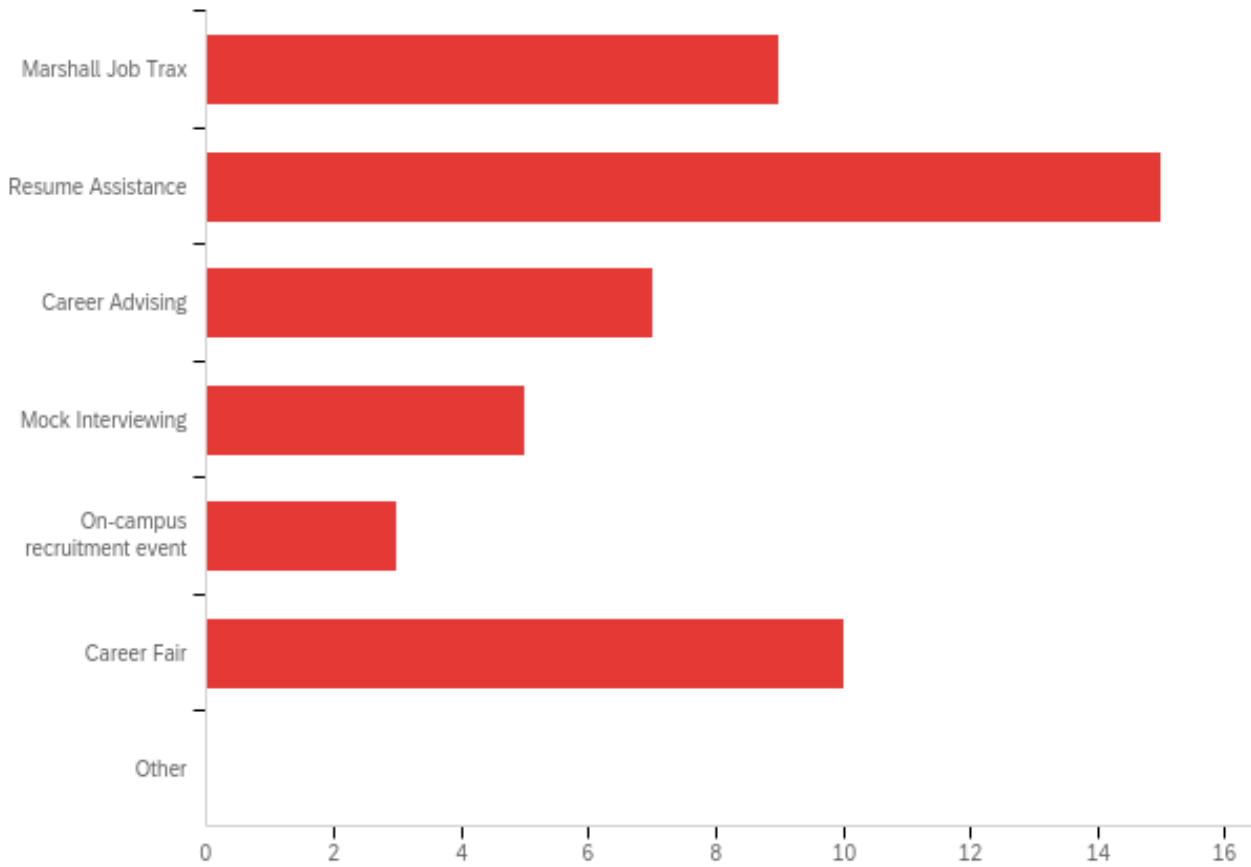
PharmD

Q29 - Did you use Career Services to help you with your career plans?



#	Answer	%	Count
1	Yes	18.56%	18
2	No	81.44%	79
	Total	100%	97

Q30 - If you answered "yes" to the previous question, please indicate all services used.



#	Answer	%	Count
1	Marshall Job Trax	18.37%	9
2	Resume Assistance	30.61%	15
3	Career Advising	14.29%	7
4	Mock Interviewing	10.20%	5
5	On-campus recruitment event	6.12%	3
6	Career Fair	20.41%	10
7	Other	0.00%	0
	Total	100%	49