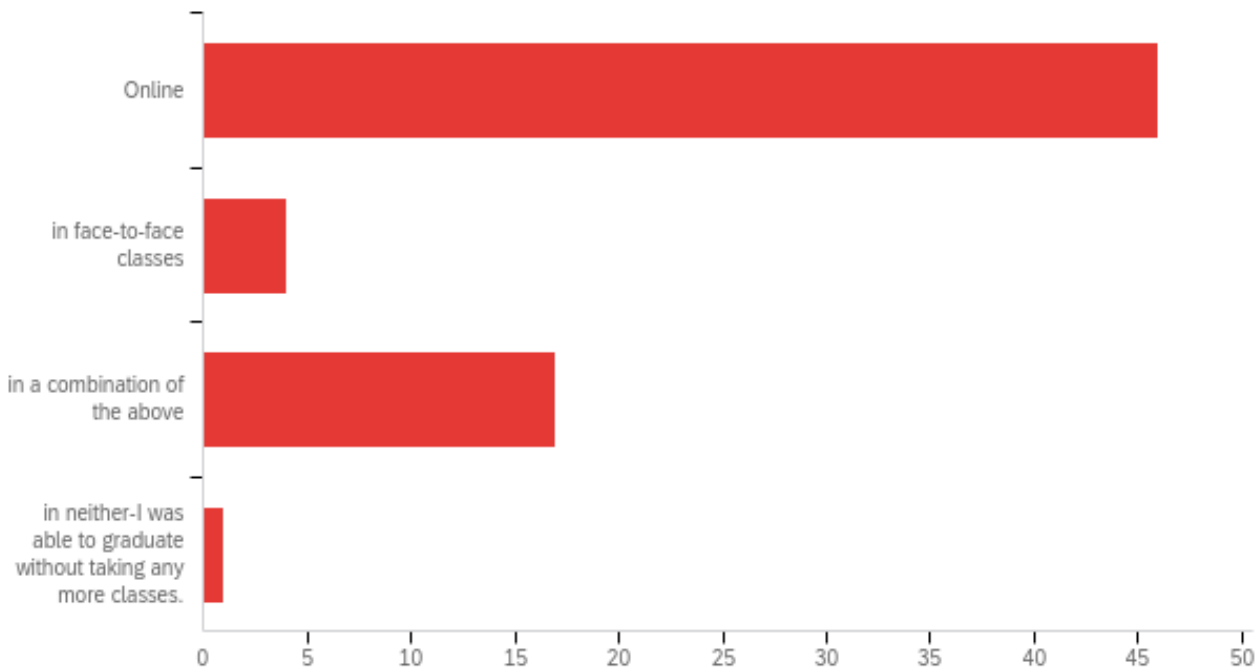




Marshall University Graduation Survey Report
Regents' Bachelor of Arts Program
Academic Year 2019 – 2020

Q1 - After entering the RBA program, did you finish your coursework

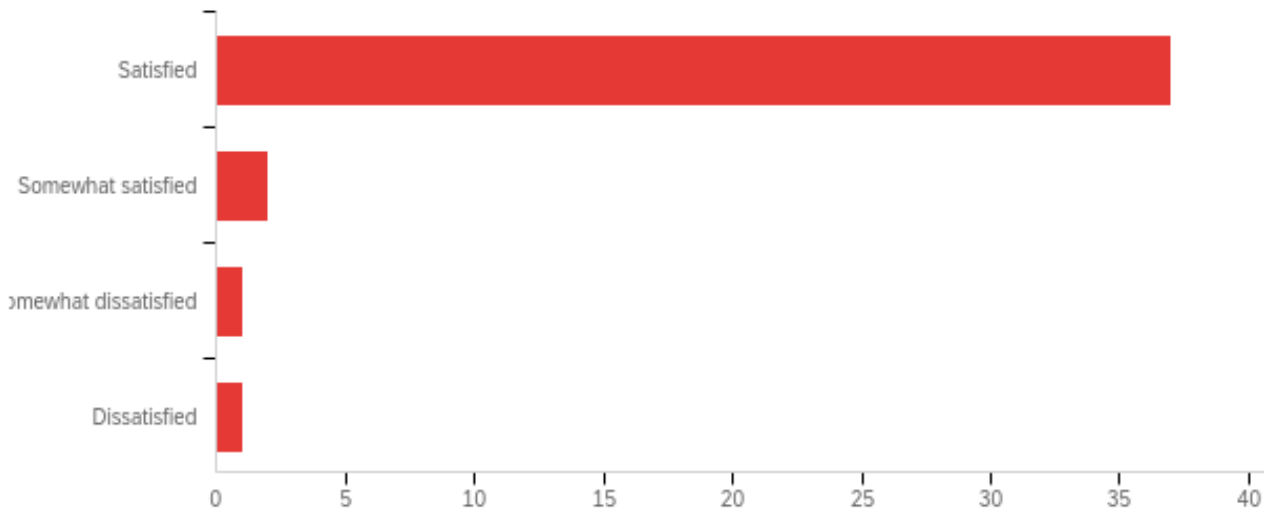


#	Answer	%	Count
1	Online	67.65%	46
2	in face-to-face classes	5.88%	4
3	in a combination of the above	25.00%	17
4	in neither-I was able to graduate without taking any more classes.	1.47%	1
	Total	100%	68

Q2 - Please indicate your level of satisfaction with these elements of your experience in the RBA program.

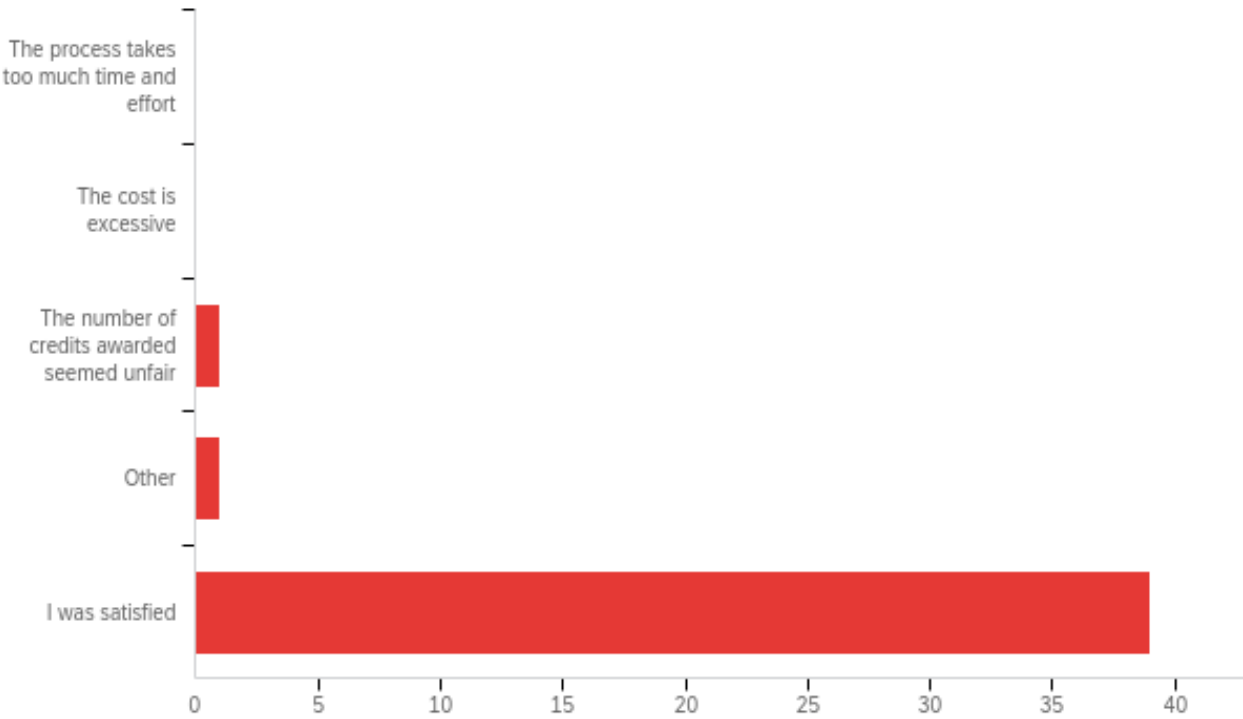
#	Question	Satisfied	Neutral	Dissatisfied	Total
1	Learning Experiences in your online courses	86.30% 63	13.70% 10	0.00% 0	73
2	Learning Experiences in your face-to-face classes	65.15% 43	33.33% 22	1.52% 1	66
3	Earning credits through portfolios or other college equivalent credits (if applicable)	60.32% 38	34.92% 22	4.76% 3	63

Q3 - If you earned credits through portfolios or other college equivalent credits, how satisfied were you with the process?



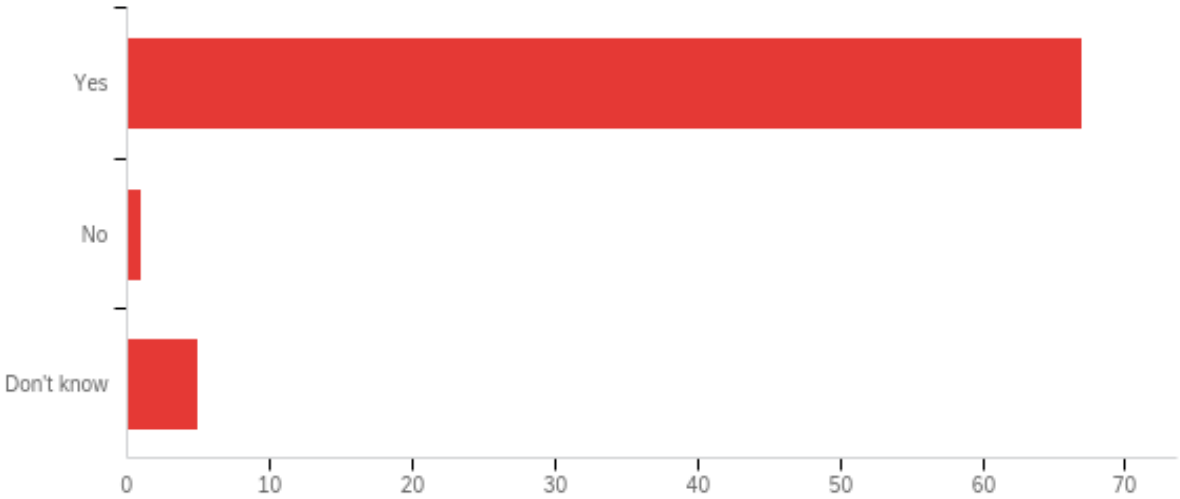
#	Answer	%	Count
1	Satisfied	90.24%	37
2	Somewhat satisfied	4.88%	2
3	Somewhat dissatisfied	2.44%	1
4	Dissatisfied	2.44%	1
	Total	100%	41

Q4 - If you were dissatisfied with the portfolio and college equivalent credit process, why were you dissatisfied?



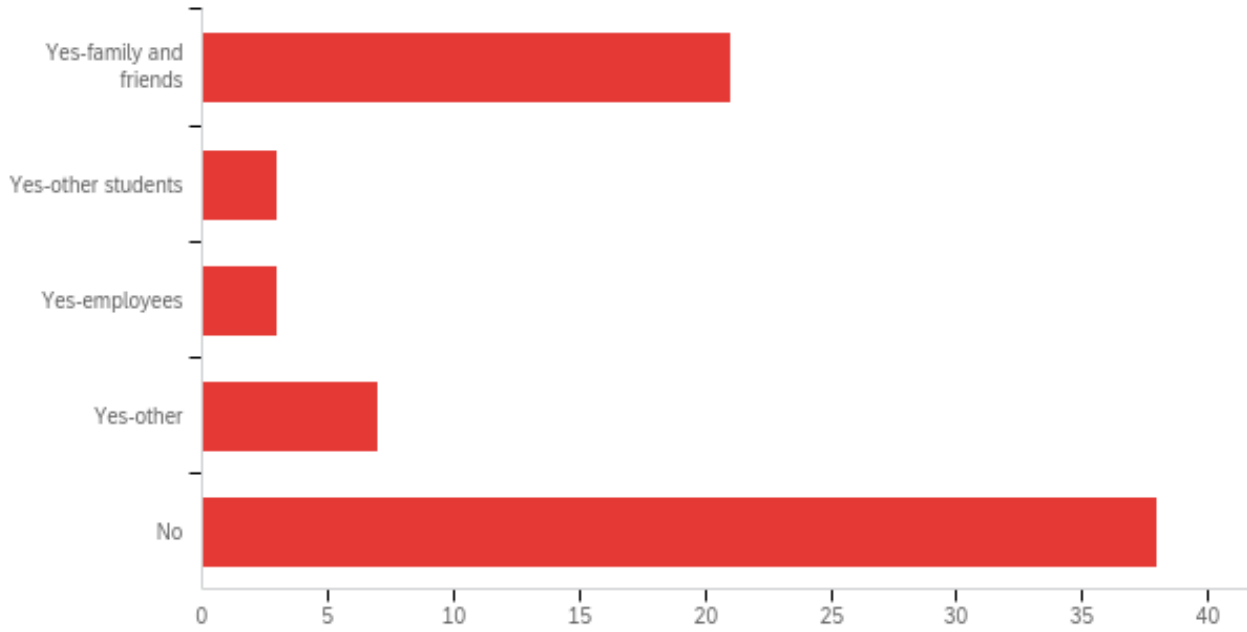
#	Answer	%	Count
1	The process takes too much time and effort	0.00%	0
2	The cost is excessive	0.00%	0
3	The number of credits awarded seemed unfair	2.44%	1
4	Other	2.44%	1 (N/A)
5	I was satisfied	95.12%	39
	Total	100%	41

Q5 - After completing the RBA, do you feel you have learned as much - and are as well educated - as other Marshall University graduates?



#	Answer	%	Count
1	Yes	91.78%	67
2	No	1.37%	1
3	Don't know	6.85%	5
	Total	100%	73

Q6 - Has anyone ever questioned the value of your RBA degree?



#	Answer	%	Count
1	Yes-family and friends	29.17%	21
2	Yes-other students	4.17%	3
3	Yes-employees	4.17%	3
4	Yes-other	9.72%	7
5	No	52.78%	38
	Total	100%	72

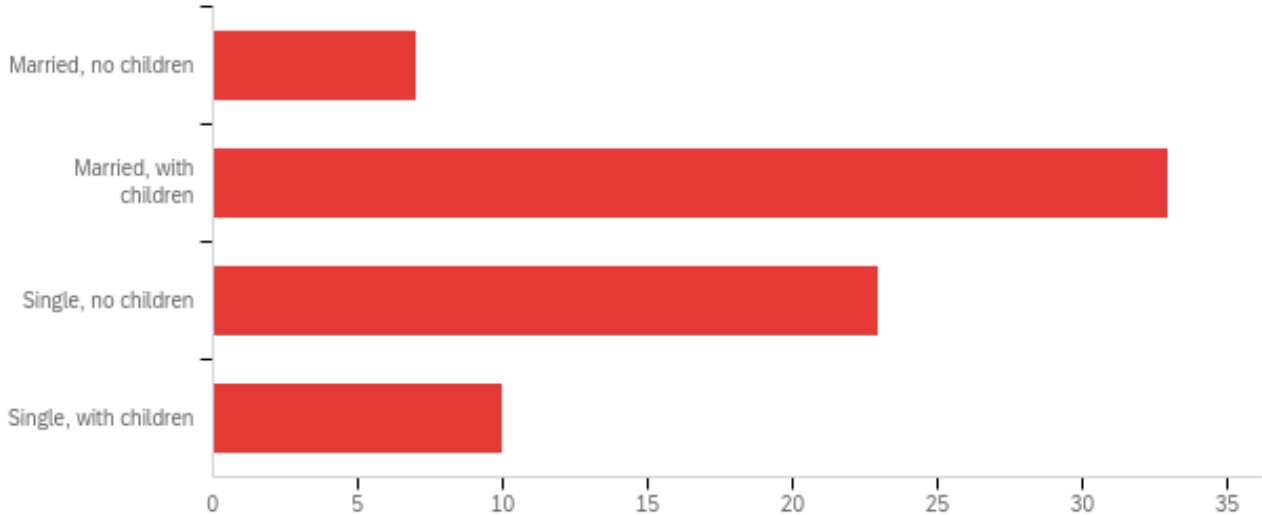
Q6_4_TEXT - Yes-other

Myself

employers

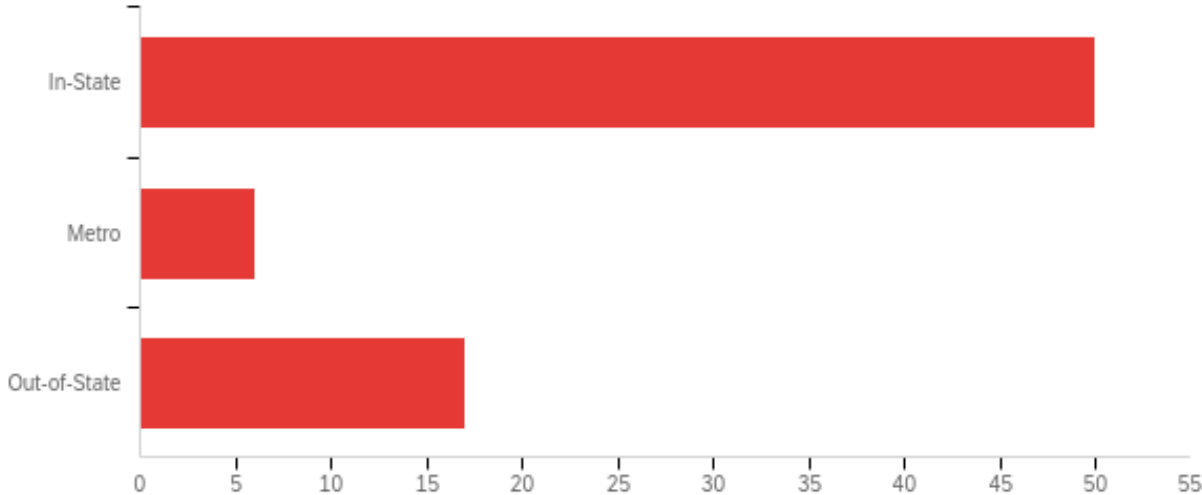
I have to completely explain what the degree is.

Q7 - Family Status



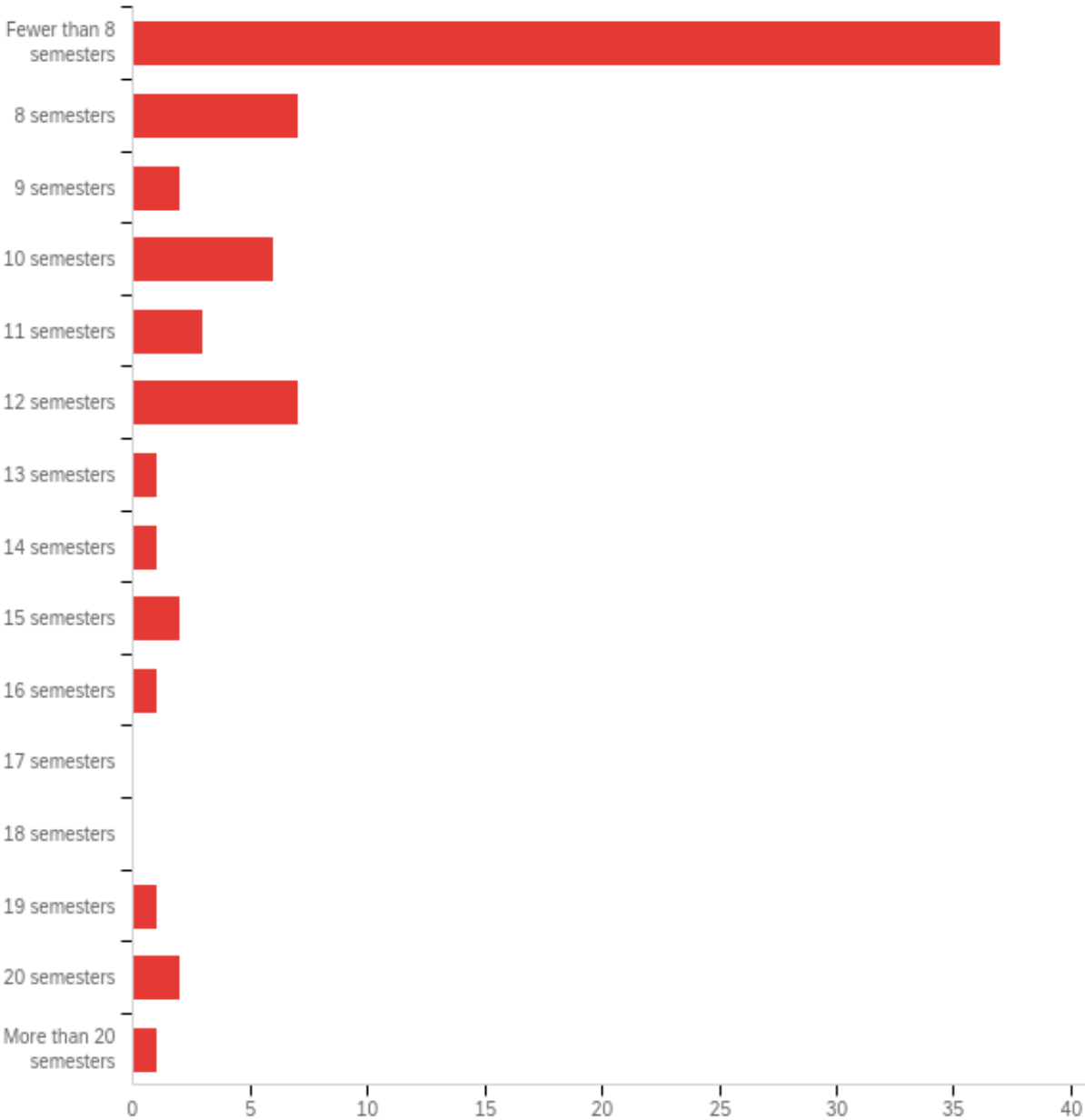
#	Answer	%	Count
1	Married, no children	9.59%	7
2	Married, with children	45.21%	33
3	Single, no children	31.51%	23
4	Single, with children	13.70%	10
	Total	100%	73

Q8 - Residence at time of admission



#	Answer	%	Count
1	In-State	68.49%	50
2	Metro	8.22%	6
3	Out-of-State	23.29%	17
	Total	100%	73

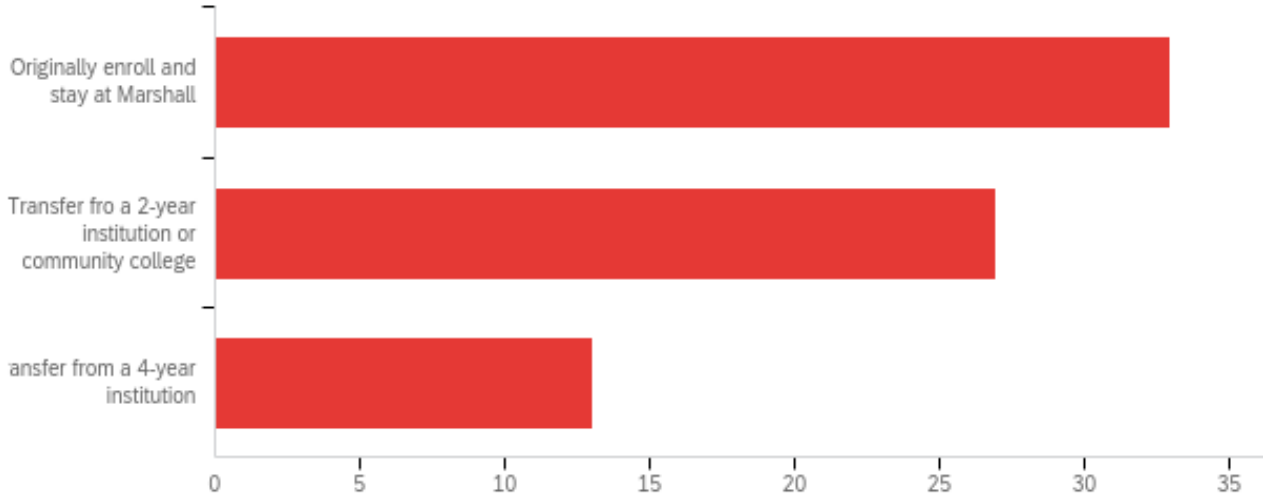
Q9 - Number of semesters enrolled to compete your degree (Note: One semester is equal to fall, spring, or summer, resulting in the potential of three semesters in one year).



#	Answer	%	Count
1	Fewer than 8 semesters	52.11%	37
2	8 semesters	9.86%	7
3	9 semesters	2.82%	2
4	10 semesters	8.45%	6
5	11 semesters	4.23%	3

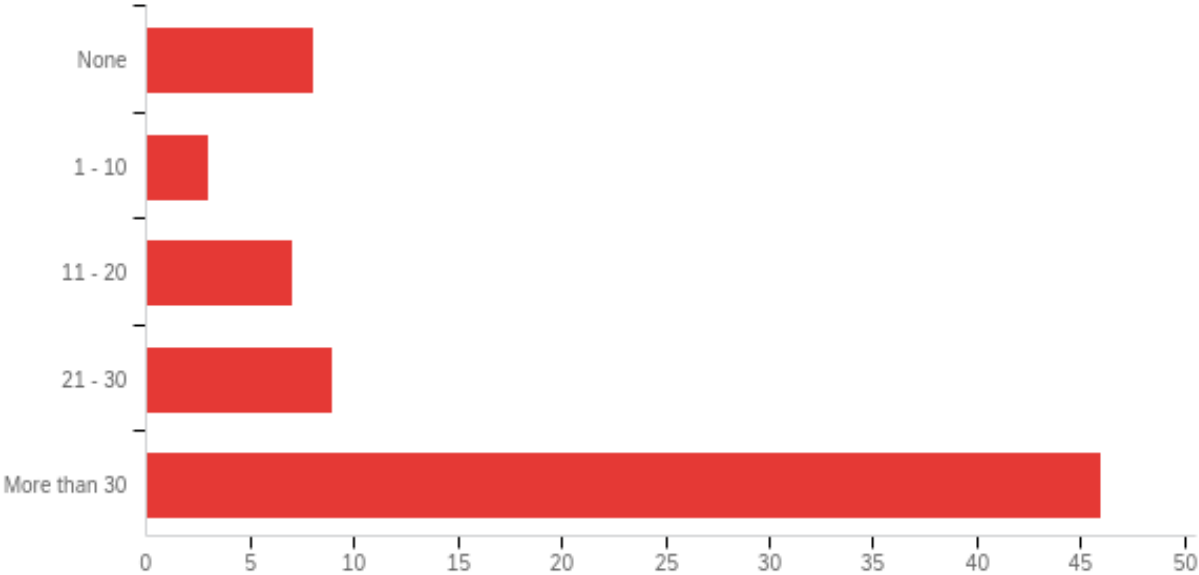
6	12 semesters	9.86%	7
7	13 semesters	1.41%	1
8	14 semesters	1.41%	1
9	15 semesters	2.82%	2
10	16 semesters	1.41%	1
11	17 semesters	0.00%	0
12	18 semesters	0.00%	0
13	19 semesters	1.41%	1
14	20 semesters	2.82%	2
15	More than 20 semesters	1.41%	1
	Total	100%	71

Q10 - While pursuing your degree, did you



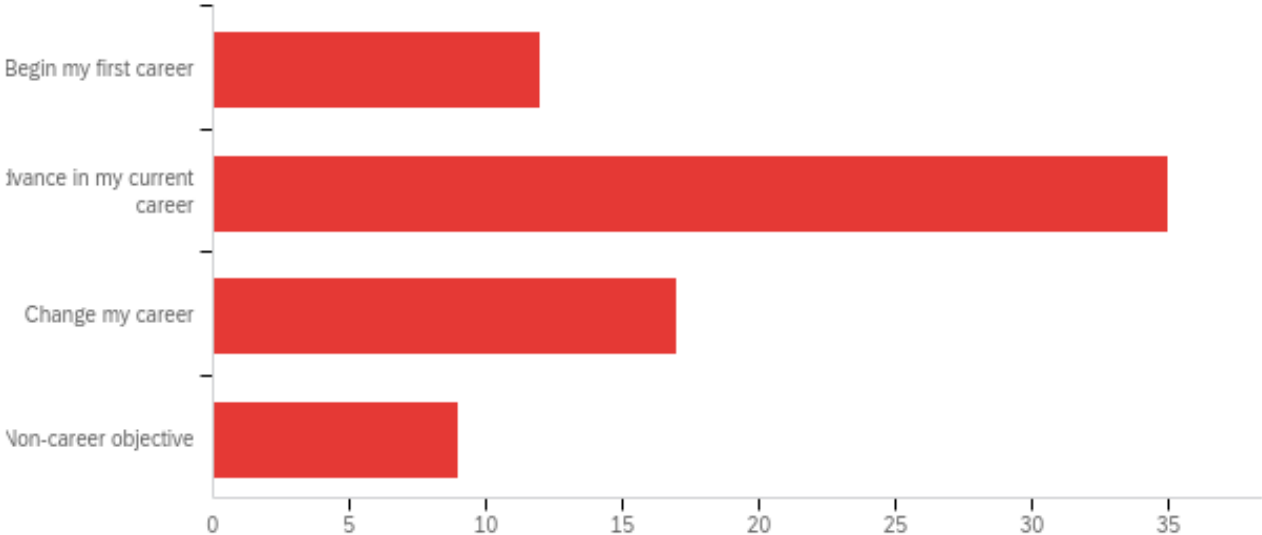
#	Answer	%	Count
1	Originally enroll and stay at Marshall	45.21%	33
2	Transfer from a 2-year institution or community college	36.99%	27
3	Transfer from a 4-year institution	17.81%	13
	Total	100%	73

Q11 - During the last year of your studies, how many hours a week did you work while attending classes?



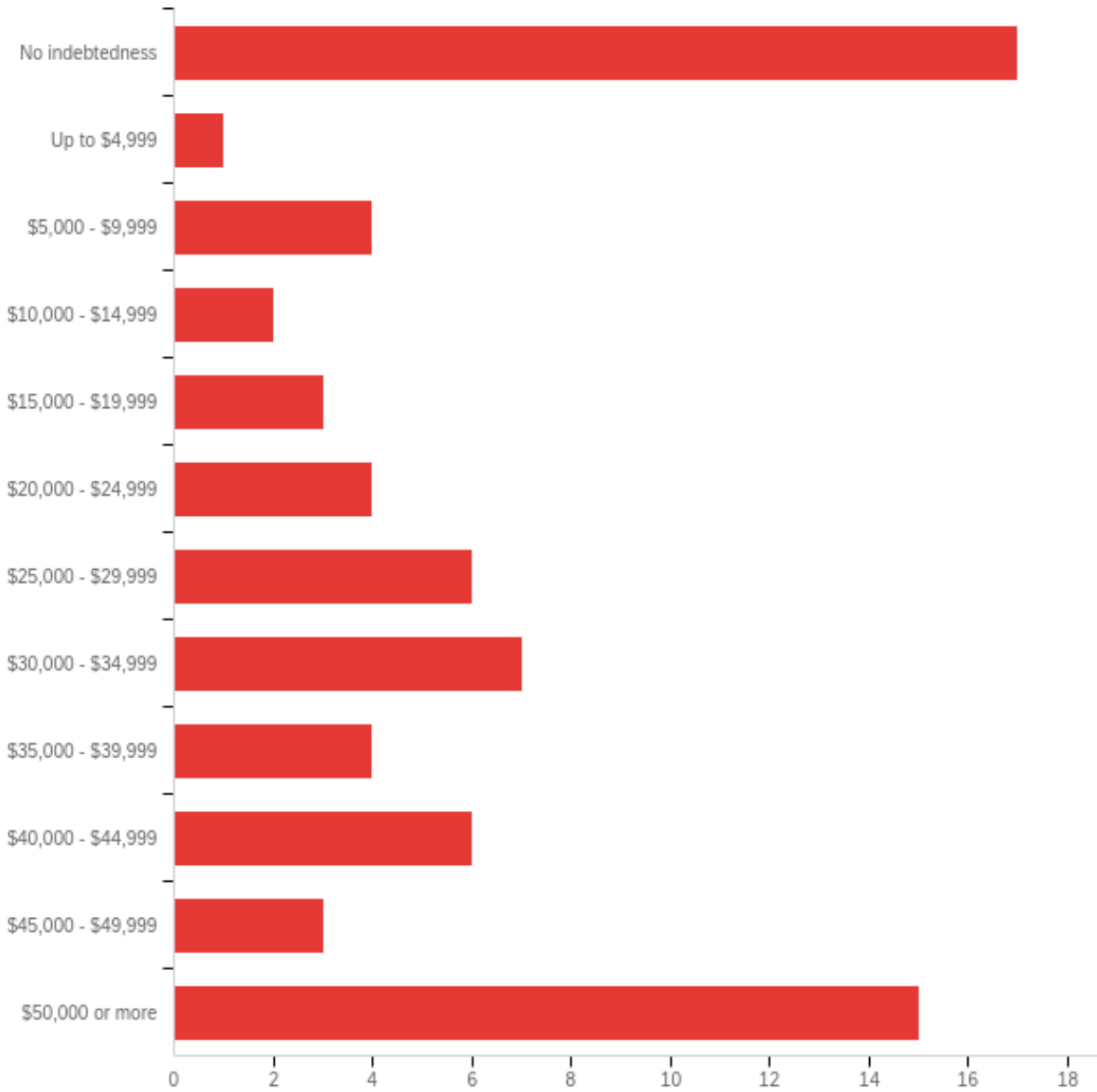
#	Answer	%	Count
1	None	10.96%	8
2	1 - 10	4.11%	3
3	11 - 20	9.59%	7
4	21 - 30	12.33%	9
5	More than 30	63.01%	46
	Total	100%	73

Q12 - Which of the following best describes your educational objective while attending Marshall University?



#	Answer	%	Count
1	Begin my first career	16.44%	12
2	Advance in my current career	47.95%	35
3	Change my career	23.29%	17
4	Non-career objective	12.33%	9
	Total	100%	73

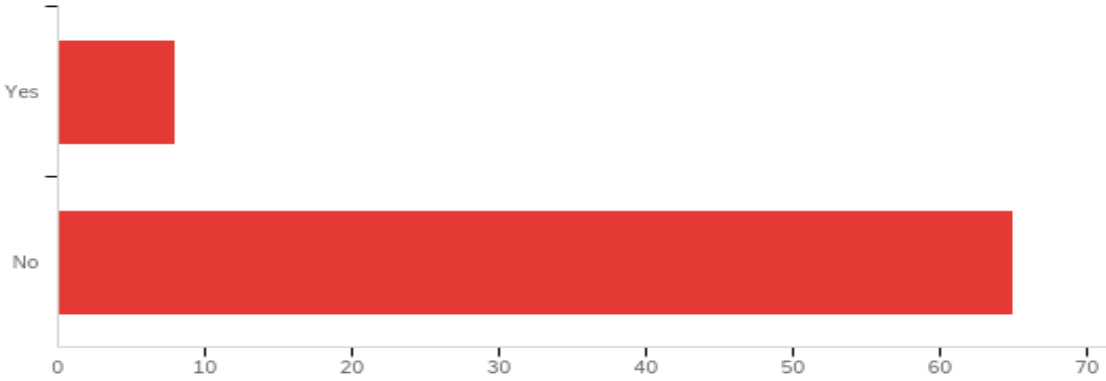
Q13 - Upon graduation, what was the dollar amount of your educational loan indebtedness?



#	Answer	%	Count
1	No indebtedness	23.61%	17
2	Up to \$4,999	1.39%	1
3	\$5,000 - \$9,999	5.56%	4
4	\$10,000 - \$14,999	2.78%	2
5	\$15,000 - \$19,999	4.17%	3

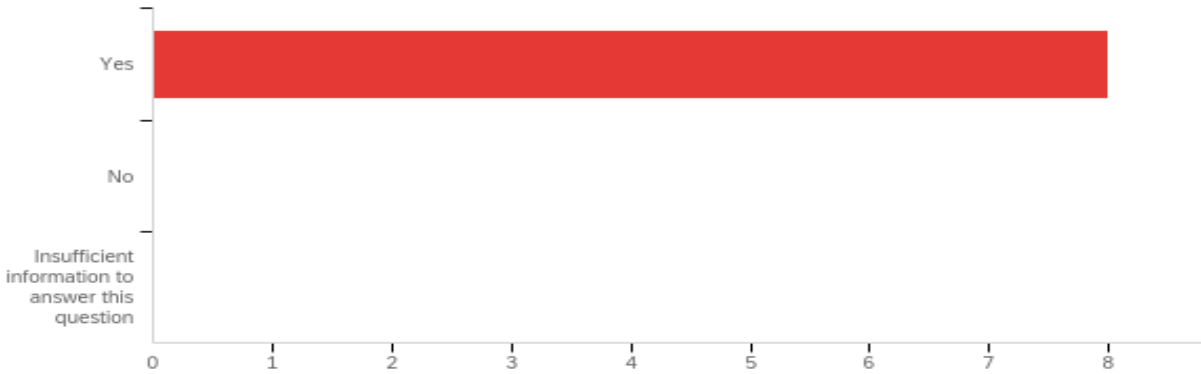
6	\$20,000 - \$24,999	5.56%	4
7	\$25,000 - \$29,999	8.33%	6
8	\$30,000 - \$34,999	9.72%	7
9	\$35,000 - \$39,999	5.56%	4
10	\$40,000 - \$44,999	8.33%	6
11	\$45,000 - \$49,999	4.17%	3
12	\$50,000 or more	20.83%	15
	Total	100%	72

Q14 - Did you take part in an internship, practicum or other structured work experience related to your major and anticipated career?



#	Answer	%	Count
1	Yes	10.96%	8
2	No	89.04%	65
	Total	100%	73

Q15 - If you answered "yes" to the previous question, did that experience increase your ability to secure employment or employment offers?



#	Answer	%	Count
1	Yes	100.00%	8
2	No	0.00%	0
3	Insufficient information to answer this question	0.00%	0
	Total	100%	8

Q16 - While pursuing my degree at Marshall University

#	Question	Agree		Neutral		Disagree		Total
1	I developed the ability to write effectively.	83.56%	61	13.70%	10	2.74%	2	73
2	I used numerical information to explore real world problems.	73.97%	54	20.55%	15	5.48%	4	73
3	I learned to find scholarly information, to evaluate it critically and to use it effectively.	84.93%	62	15.07%	11	0.00%	0	73
4	I gained expertise in the use of technology important in my major field.	80.28%	57	18.31%	13	1.41%	1	71
5	I acquired sufficient skills and knowledge to prepare for career-related positions.	86.11%	62	12.50%	9	1.39%	1	72
6	I developed the ability to express myself effectively through speaking.	81.94%	59	15.28%	11	2.78%	2	72
7	I developed multicultural and global perspectives.	79.17%	57	19.44%	14	1.39%	1	72
8	Writing intensive courses helped me to improve my writing skills.	81.94%	59	16.67%	12	1.39%	1	72
9	My classes challenged me to analyze and evaluate issues and to solve real-world problems in a manner that is ethical and supportive of our civic well-being.	91.67%	66	8.33%	6	0.00%	0	72
10	I broadened my appreciation of the arts.	76.39%	55	20.83%	15	2.78%	2	72
11	My capstone course challenged me to do my best work.	47.83%	33	52.17%	36	0.00%	0	69
12	I learned to examine issues from multiple perspectives.	94.44%	68	5.56%	4	0.00%	0	72
13	I learned to use what i know to solve novel problems.	88.73%	63	11.27%	8	0.00%	0	71
14	I learned to analyze my own values and to examine other viewpoints and credible evidence.	92.96%	66	7.04%	5	0.00%	0	71
15	I determined how to improve my own learning and to engage in lifelong learning.	91.67%	66	8.33%	6	0.00%	0	72
16	I used knowledge from more than one area of study to explore issues or to solve problems.	94.37%	67	5.63%	4	0.00%	0	71
17	Writing Intensive courses enhanced my learning experience.	80.56%	58	16.67%	12	2.78%	2	72

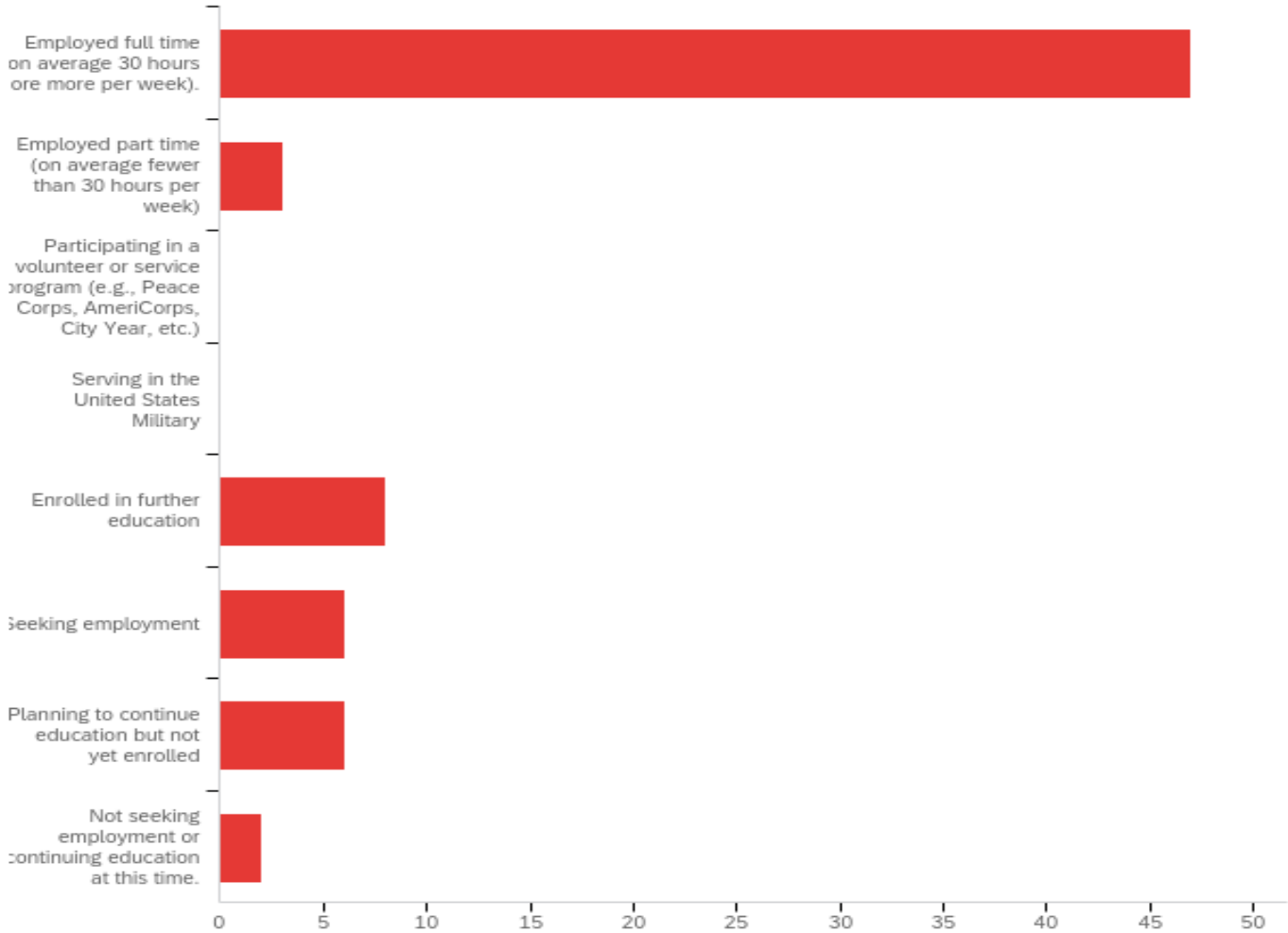
Q17 - Now that I have completed my degree,

#	Question	Agree		Neutral		Disagree		Total
1	I feel adequately prepared for a career and/or graduate or professional study in my major field.	88.89%	64	9.72%	7	1.39%	1	72
2	I believe that Marshall University's program in my major field is of high quality.	91.78%	67	8.22%	6	0.00%	0	73
3	I would recommend to others that they study the same program at Marshall.	88.89%	64	9.72%	7	1.39%	1	72
4	I would recommend Marshall to prospective students.	94.52%	69	5.48%	4	0.00%	0	73

Q18 - Please rate your level of satisfaction with the quality of the following at Marshall:

#	Question	Satisfied		Neutral		Dissatisfied		Total
1	Teaching	94.44%	68	5.56%	4	0.00%	0	72
2	Advising	80.82%	59	10.96%	8	8.22%	6	73
3	Academic Support Services	81.94%	59	18.06%	13	0.00%	0	72
4	Classroom/Lab Facilities	71.01%	49	26.09%	18	2.90%	2	69

Q19 - Which of the following will BEST describe your status after graduation. Please select only ONE of the following categories.



#	Answer	%	Count
1	Employed full time (on average 30 hours or more per week).	65.28%	47
2	Employed part time (on average fewer than 30 hours per week)	4.17%	3
3	Participating in a volunteer or service program (e.g., Peace Corps, AmeriCorps, City Year, etc.)	0.00%	0
4	Serving in the United States Military	0.00%	0
5	Enrolled in further education	11.11%	8
6	Seeking employment	8.33%	6
7	Planning to continue education but not yet enrolled	8.33%	6
8	Not seeking employment or continuing education at this time.	2.78%	2
	Total	100%	72

Q20 - Please provide the name of your employer AND your employer's location (e.g., city, state or country if outside the United States).

Self-Employed as a Real Estate Appraiser & Real Estate Broker in Sutton, WV

WV National Guard

Mountwest CTC Huntington WV

LHC group

UPS Huntington, WV

Results on 3rd Ave.

Metromile.

King's Daughter Medical Center, Ashland, KY

AT&T

West Virginia Human Rights Commission

American Electric Power South Charleston, WV

I am working for a consulting firm in Alabama

The Grove Recovery Center Baton Rouge, LA

City Ice and Fuel Company, Point Pleasant, WV

James W. Curry Public Library French Creek, West Virginia

LHC Group Huntington WV

Boy Scouts of America

Heart of the Valley Head Start, Pomeroy, Ohio

Achara Consulting, Chicago, IL

WVARNG DOD Charleston, WV

St. Mary's Medical Center Huntington, West Virginia

Steptoe & Johnson Charleston, WV

Logan Mingo Area Mental Health, Inc., Logan, WV

CSM Production, Charlotte, NC

Shelter Insurance Missouri

Fish River Rural Health Eagle Lake Maine (Currently)

GDIT

SCAC, Inc. located in Huntington, WV

Alcon, Huntington WV

Sparrow Missions. Frankfort, Kentucky

Goodwill Industries of KYOWVA Huntington, WV

COUSHATTA Wellness Elton, LA and DanceSport, Lake Charles, LA

Orlando Health Physician Associates

Twin Cities Spine Center- Orthopedic Spine Surgery Minneapolis, MN

Paralyzed Veterans of America

HQ Aero Management Bridgeport WV

Marshall University

Longhorn Steakhouse

Syracuse Village

Lambert Transfer Poca, WV

Genesee and Wyoming Rail Road Rochester, NY

JedaESL Guangzhou, China

WV DHHR Bureau for Public Health Central Finance, Charleston WV

Wesbanco. Barboursville, WV

Green Valley Consulting, LLC, Charleston WV

State of WV Charleston, WV

Edaptive computing Centerville, OH

Q21 - If employed, please provide your job title.

Self Employed as a Real Estate Appraiser/Broker

Budget Officer

Financial Aid Counselor

PTA

Supervisor

Agent

Claims Associate

Medical Laboratory Technician

Retail sales

Executive Assistant

Production Supervisor

Consultant, Data Management

Counselor in training

bookkeeper, data entry

Library Clerk

Office Assistant

Health and Safety Manager

Teacher

Consultation Coordinator

Operations officer

Electroneurodiagnostic technician/respiratory therapist

Energy Production Analyst

Benefits Coordinator

Sr. Account Manager

Insurance agent

Referral Specialist

Information Systems Sr. Manager

Area Supervisor

Quality Specialist

Executive Director

Finance Manager

Fitness instructor, dance instructor

Diagnostic Medical Sonographer

PreCertification Specialist

National Service Officer

President

Business Manager

Server

Fiscal Officer

Operations Manager

General Manager

English Teacher

Administrative Services Assistant I

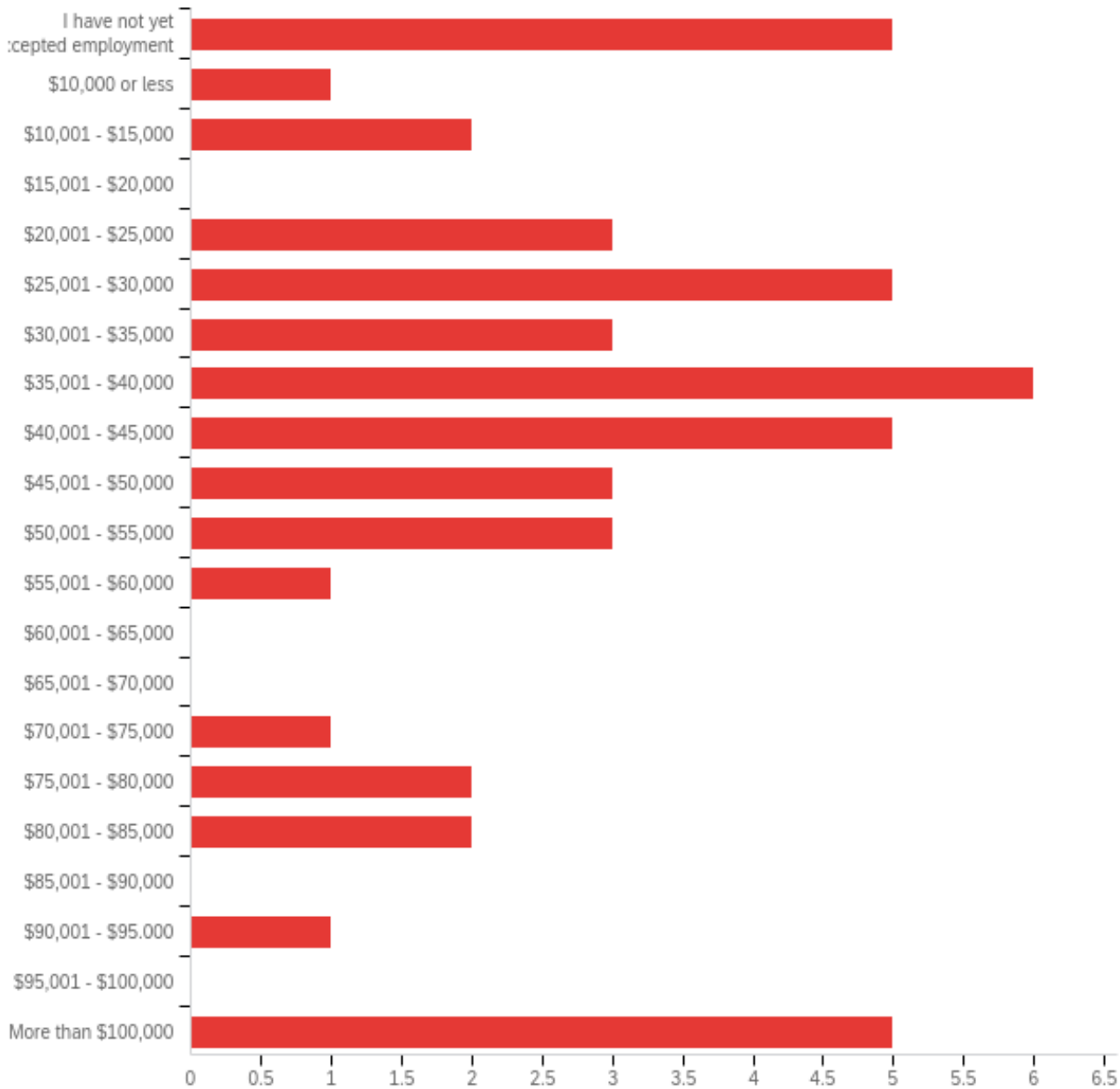
Teller

Managing Member

Office Assistant 3

IT help desk intern

Q22 - If employed, what is your annual base salary in U. S. dollars? (Please choose the appropriate range).



#	Answer	%	Count
1	I have not yet accepted employment	10.42%	5
2	\$10,000 or less	2.08%	1
3	\$10,001 - \$15,000	4.17%	2
4	\$15,001 - \$20,000	0.00%	0
5	\$20,001 - \$25,000	6.25%	3

6	\$25,001 - \$30,000	10.42%	5
7	\$30,001 - \$35,000	6.25%	3
8	\$35,001 - \$40,000	12.50%	6
9	\$40,001 - \$45,000	10.42%	5
10	\$45,001 - \$50,000	6.25%	3
11	\$50,001 - \$55,000	6.25%	3
12	\$55,001 - \$60,000	2.08%	1
13	\$60,001 - \$65,000	0.00%	0
14	\$65,001 - \$70,000	0.00%	0
15	\$70,001 - \$75,000	2.08%	1
16	\$75,001 - \$80,000	4.17%	2
17	\$80,001 - \$85,000	4.17%	2
18	\$85,001 - \$90,000	0.00%	0
19	\$90,001 - \$95,000	2.08%	1
20	\$95,001 - \$100,000	0.00%	0
21	More than \$100,000	10.42%	5
	Total	100%	48

Q23 - Guaranteed first-year bonus amount in U. S. dollars, if you are receiving one.

\$5,000.00

Q24 - Please provide the name of the service organization as well as assignment city and state (or country if outside the U. S.).

No responses for this item.

Q25 - What is your role or title within the Service Organization?

No responses for this item.

Q26 - Please choose your military service branch and provide your rank in the text box next to the service branch you select.

No responses for this item.

Q27 - Please provide the name of the higher education institution and location (city, state, country [if outside U.S.]) you plan to attend.

Marshall University

Marshall School of Pharmacy, Huntington WV

Marshall or University of Kentucky

Marshall University Department of Communication Disorders

Marshall university school of pharmacy

Marshall University Graduate School

I was accepted into Northwestern University. Classes start for me on September 24th. I am so grateful and appreciative to Andrew Gooding. He went above and beyond! I will NEVER forget it.

The American Institute at the University of Szeged in Szeged, Hungary

Q28 - What program of study will you pursue?

Master's of Social Work

Pharmacy

MSW

Communication Disorders

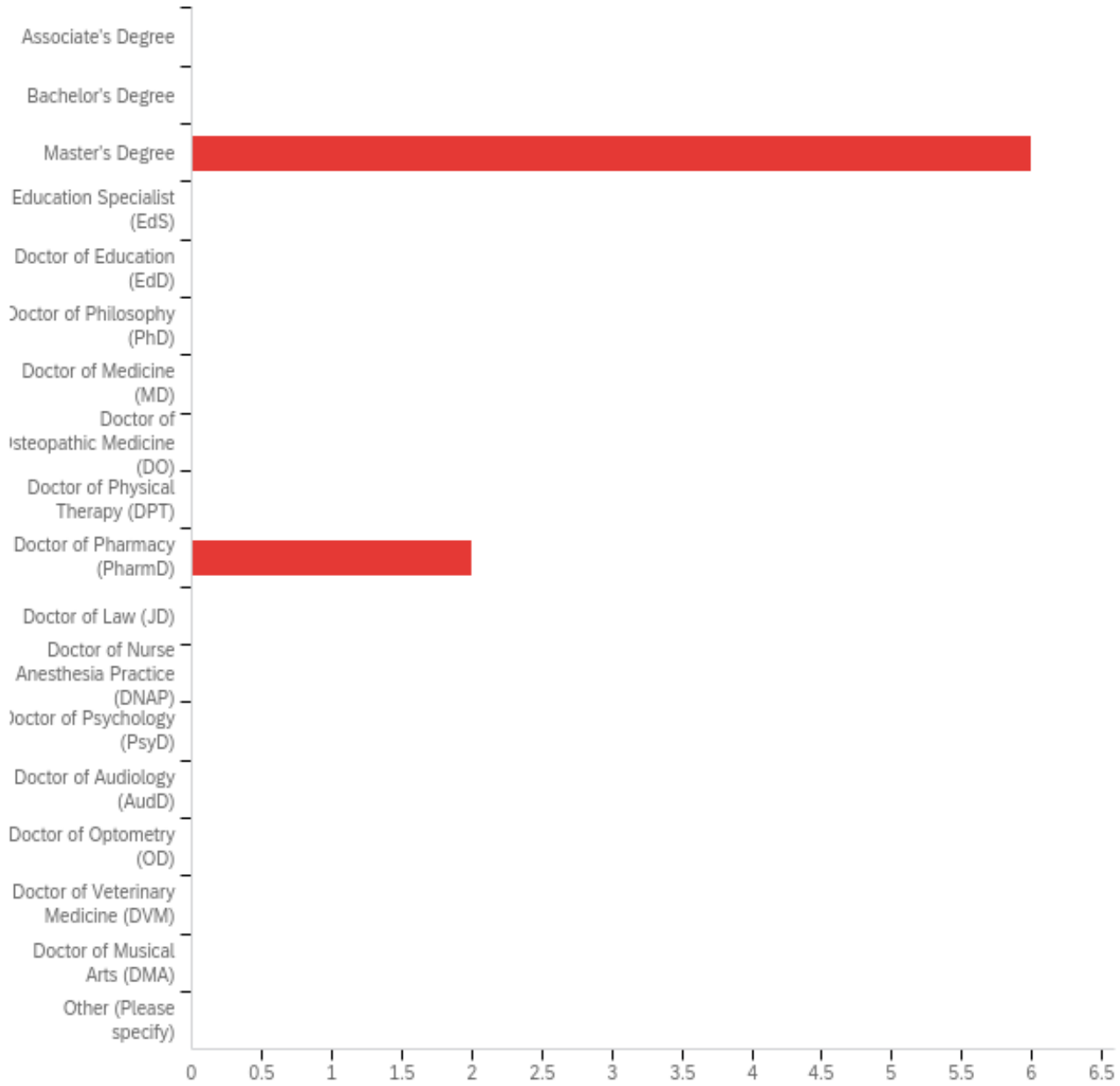
PharmD

Leadership

MA in Counseling

American Studies

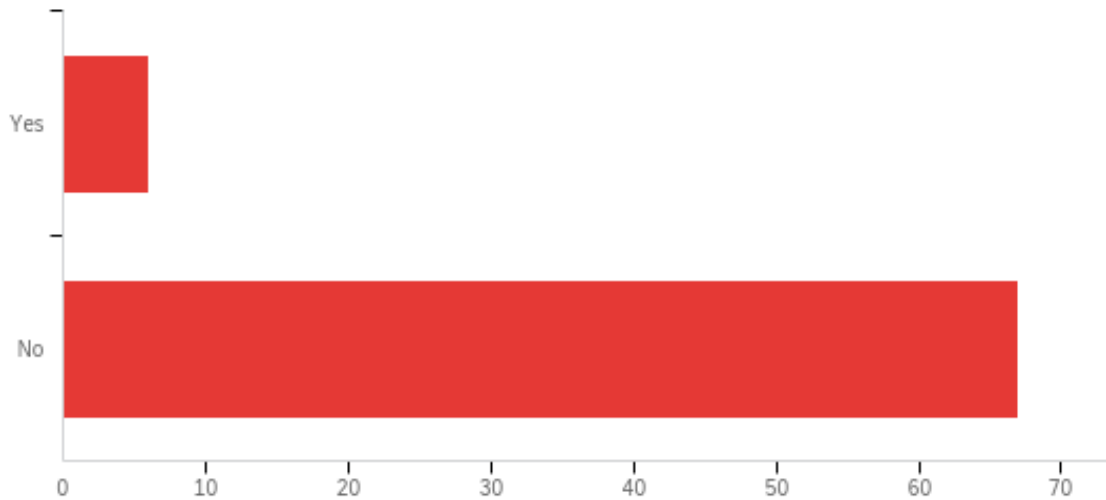
Q29 - What degree will you pursue at this institution?



#	Answer	%	Count
1	Associate's Degree	0.00%	0
2	Bachelor's Degree	0.00%	0
3	Master's Degree	75.00%	6
4	Education Specialist (EdS)	0.00%	0
5	Doctor of Education (EdD)	0.00%	0
6	Doctor of Philosophy (PhD)	0.00%	0

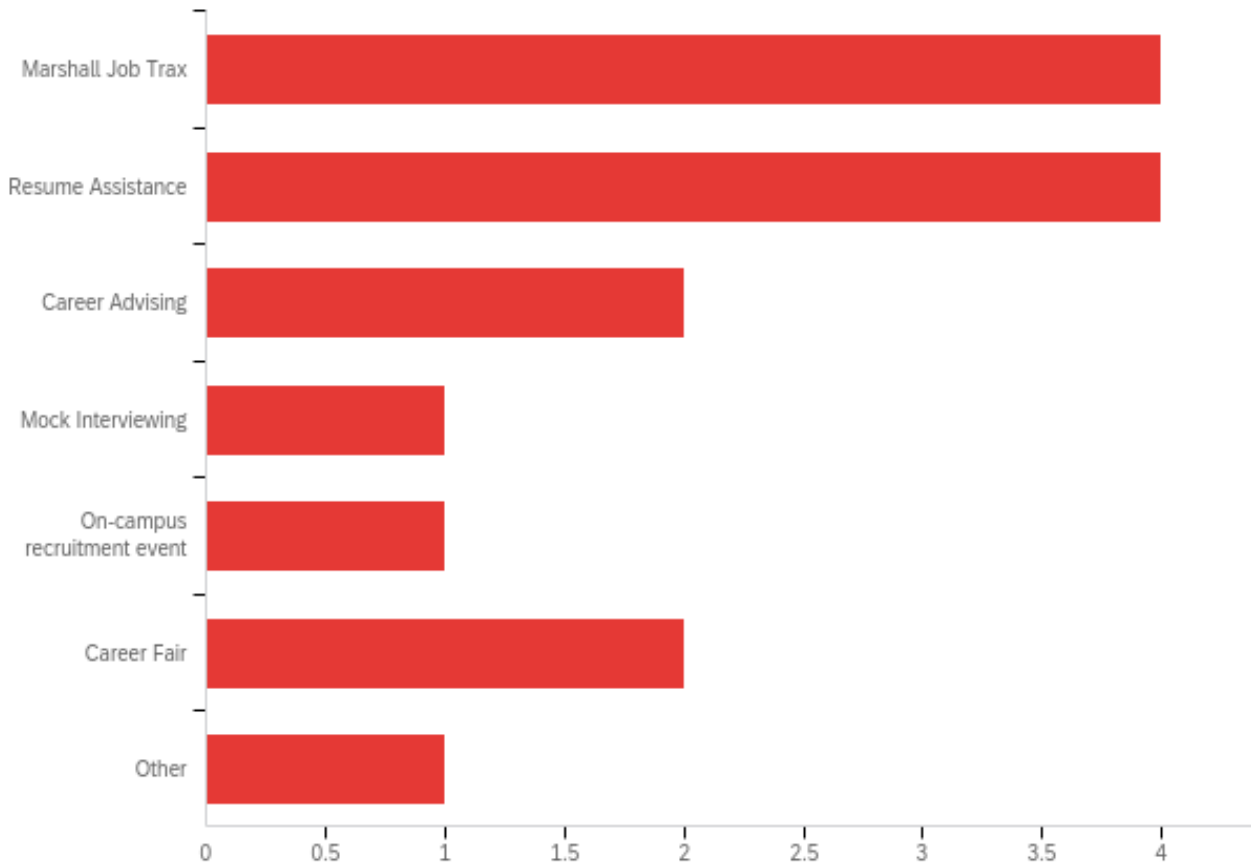
7	Doctor of Medicine (MD)	0.00%	0
8	Doctor of Osteopathic Medicine (DO)	0.00%	0
9	Doctor of Physical Therapy (DPT)	0.00%	0
10	Doctor of Pharmacy (PharmD)	25.00%	2
11	Doctor of Law (JD)	0.00%	0
12	Doctor of Nurse Anesthesia Practice (DNAP)	0.00%	0
13	Doctor of Psychology (PsyD)	0.00%	0
14	Doctor of Audiology (AudD)	0.00%	0
15	Doctor of Optometry (OD)	0.00%	0
16	Doctor of Veterinary Medicine (DVM)	0.00%	0
17	Doctor of Musical Arts (DMA)	0.00%	0
18	Other (Please specify)	0.00%	0
	Total	100%	8

Q30 - Did you use Career Services to help you with your career plans?



#	Answer	%	Count
1	Yes	8.22%	6
2	No	91.78%	67
	Total	100%	73

Q31 - If you answered "yes" to the previous question, please indicate all services used.



#	Answer	%	Count
1	Marshall Job Trax	26.67%	4
2	Resume Assistance	26.67%	4
3	Career Advising	13.33%	2
4	Mock Interviewing	6.67%	1
5	On-campus recruitment event	6.67%	1
6	Career Fair	13.33%	2
7	Other	6.67%	1
	Total	100%	15

