

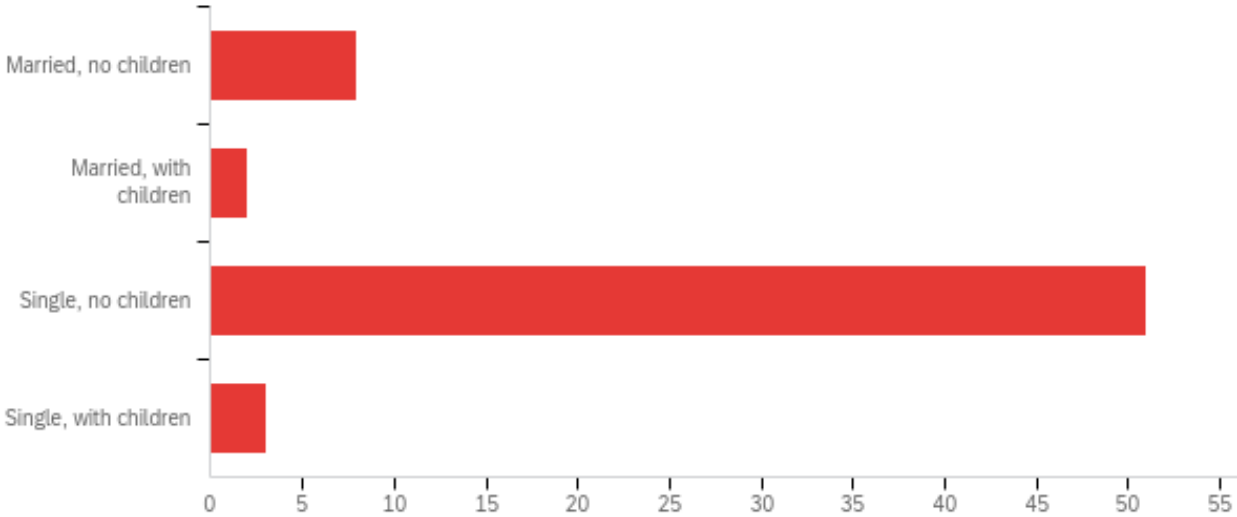


**Marshall University Graduation Survey Report
College of Liberal Arts
Academic Year 2021 – 2022**

Q1 - Please indicate your level of satisfaction with these elements of your experience in the College of Liberal Arts.

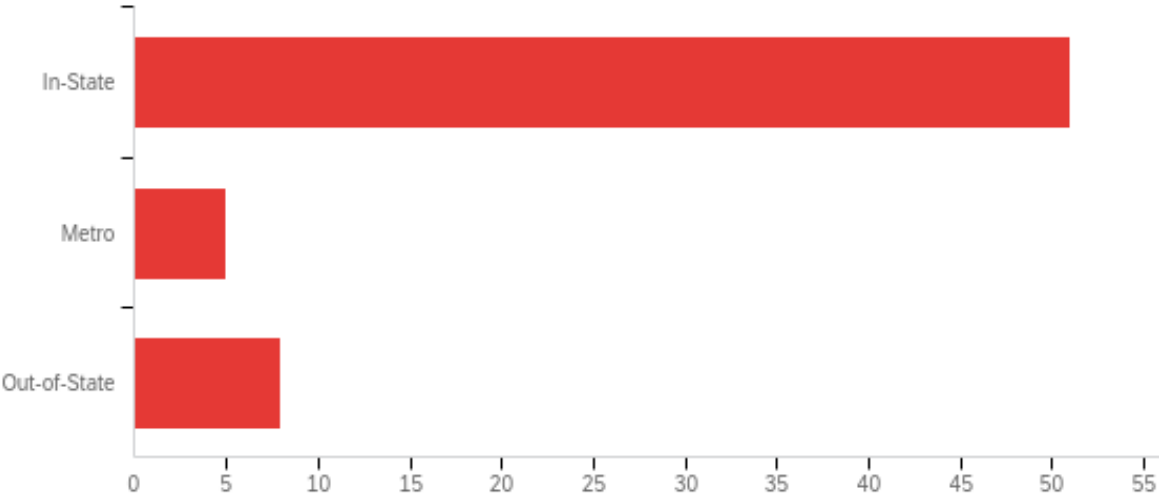
| # | Question | Satisfied | | Neutral | | Dissatisfied | | Total |
|----|---|-----------|----|---------|----|--------------|----|-------|
| 1 | Mandatory advising policy | 60.32% | 38 | 26.98% | 17 | 12.70% | 8 | 63 |
| 2 | Senior Evaluation | 59.38% | 38 | 31.25% | 20 | 9.38% | 6 | 64 |
| 3 | General (Core) Education Requirements | 50.00% | 32 | 26.56% | 17 | 23.44% | 15 | 64 |
| 4 | Availability/accessibility of COLA staff and faculty | 70.31% | 45 | 23.44% | 15 | 6.25% | 4 | 64 |
| 5 | Policies clearly explained in the catalog | 75.00% | 48 | 23.44% | 15 | 1.56% | 1 | 64 |
| 6 | Student kept adequately informed of academic progress | 64.06% | 41 | 26.56% | 17 | 9.38% | 6 | 64 |
| 7 | Courses offered in sufficient numbers/frequency to meet student needs | 56.25% | 36 | 32.81% | 21 | 10.94% | 7 | 64 |
| 8 | Sufficient summer school offerings | 48.44% | 31 | 40.63% | 26 | 10.94% | 7 | 64 |
| 9 | Transfer credits from other colleges (within the university and also from other colleges to this college) | 51.56% | 33 | 42.19% | 27 | 6.25% | 4 | 64 |
| 10 | Quality of department/faculty advising | 73.44% | 47 | 15.63% | 10 | 10.94% | 7 | 64 |
| 11 | Availability of faculty for appointments | 78.13% | 50 | 20.31% | 13 | 1.56% | 1 | 64 |
| 12 | Development of critical thinking skills encouraged by college/department | 87.50% | 56 | 10.94% | 7 | 1.56% | 1 | 64 |
| 13 | Quality of program/courses in my major | 93.75% | 60 | 4.69% | 3 | 1.56% | 1 | 64 |
| 14 | Development of writing skills enhanced | 82.81% | 53 | 15.63% | 10 | 1.56% | 1 | 64 |

Q2 - Family Status



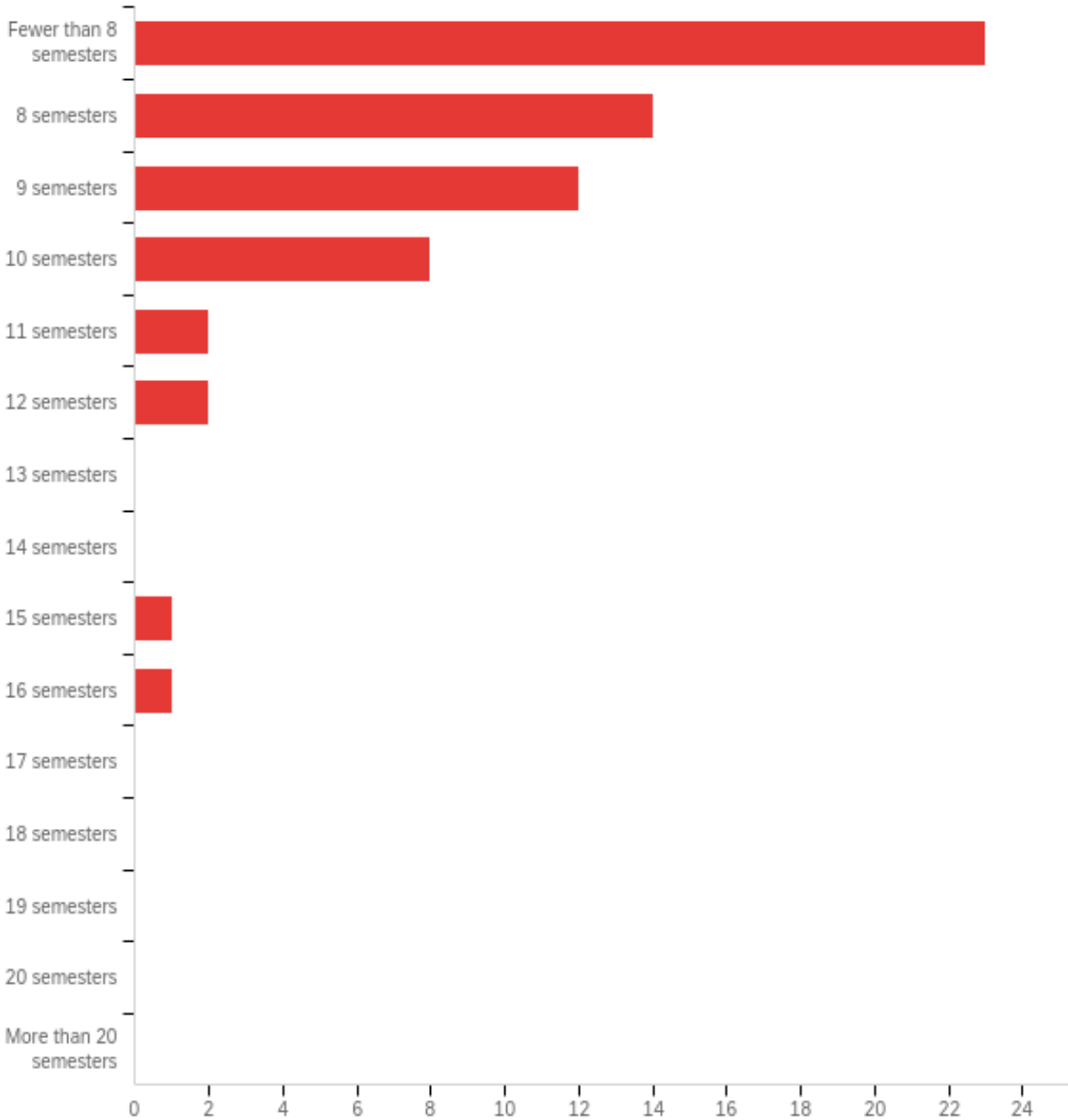
| # | Answer | % | Count |
|---|------------------------|--------|-------|
| 1 | Married, no children | 12.50% | 8 |
| 2 | Married, with children | 3.13% | 2 |
| 3 | Single, no children | 79.69% | 51 |
| 4 | Single, with children | 4.69% | 3 |
| | Total | 100% | 64 |

Q3 - Residence at time of admission



| # | Answer | % | Count |
|---|--------------|--------|-------|
| 1 | In-State | 79.69% | 51 |
| 2 | Metro | 7.81% | 5 |
| 3 | Out-of-State | 12.50% | 8 |
| | Total | 100% | 64 |

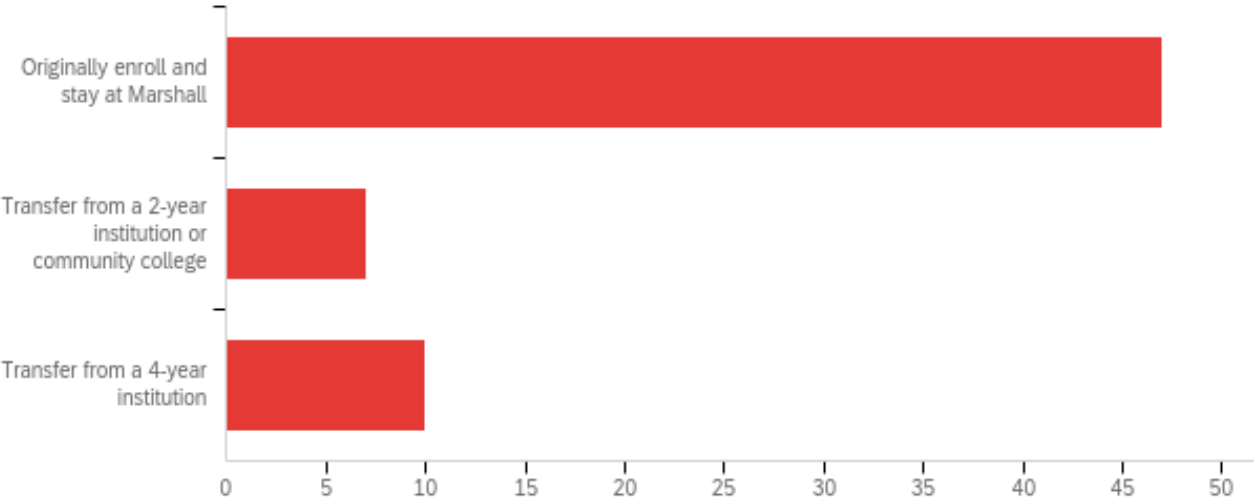
Q4 - Number of semesters enrolled to compete your degree (Note: One semester is equal to fall, spring, or summer, resulting in the potential of three semesters in one year).



| # | Answer | % | Count |
|---|------------------------|--------|-------|
| 1 | Fewer than 8 semesters | 36.51% | 23 |
| 2 | 8 semesters | 22.22% | 14 |
| 3 | 9 semesters | 19.05% | 12 |
| 4 | 10 semesters | 12.70% | 8 |

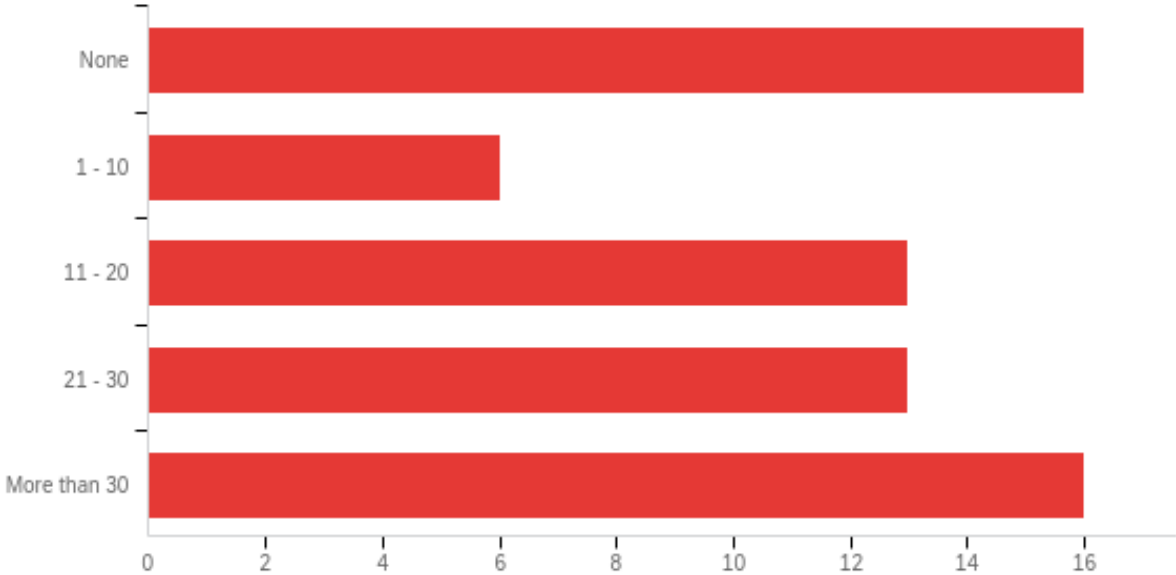
| | | | |
|----|------------------------|-------|----|
| 5 | 11 semesters | 3.17% | 2 |
| 6 | 12 semesters | 3.17% | 2 |
| 7 | 13 semesters | 0.00% | 0 |
| 8 | 14 semesters | 0.00% | 0 |
| 9 | 15 semesters | 1.59% | 1 |
| 10 | 16 semesters | 1.59% | 1 |
| 11 | 17 semesters | 0.00% | 0 |
| 12 | 18 semesters | 0.00% | 0 |
| 13 | 19 semesters | 0.00% | 0 |
| 14 | 20 semesters | 0.00% | 0 |
| 15 | More than 20 semesters | 0.00% | 0 |
| | Total | 100% | 63 |

Q5 - While pursuing your degree, did you



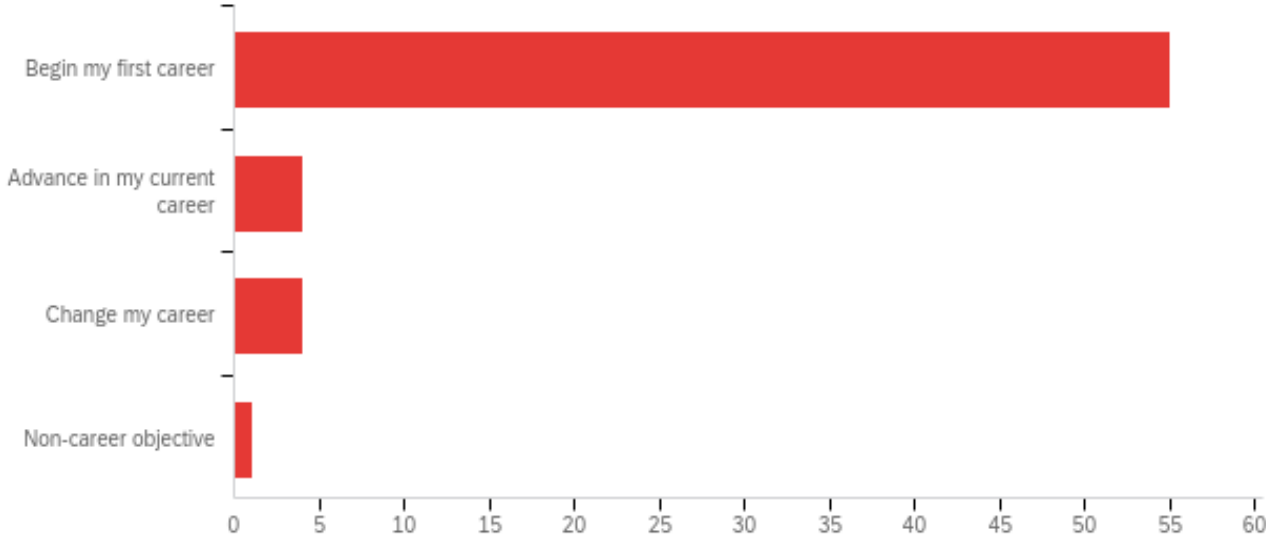
| # | Answer | % | Count |
|---|---|--------|-------|
| 1 | Originally enroll and stay at Marshall | 73.44% | 47 |
| 2 | Transfer from a 2-year institution or community college | 10.94% | 7 |
| 3 | Transfer from a 4-year institution | 15.63% | 10 |
| | Total | 100% | 64 |

Q6 - During the last year of your studies, how many hours a week did you work while attending classes?



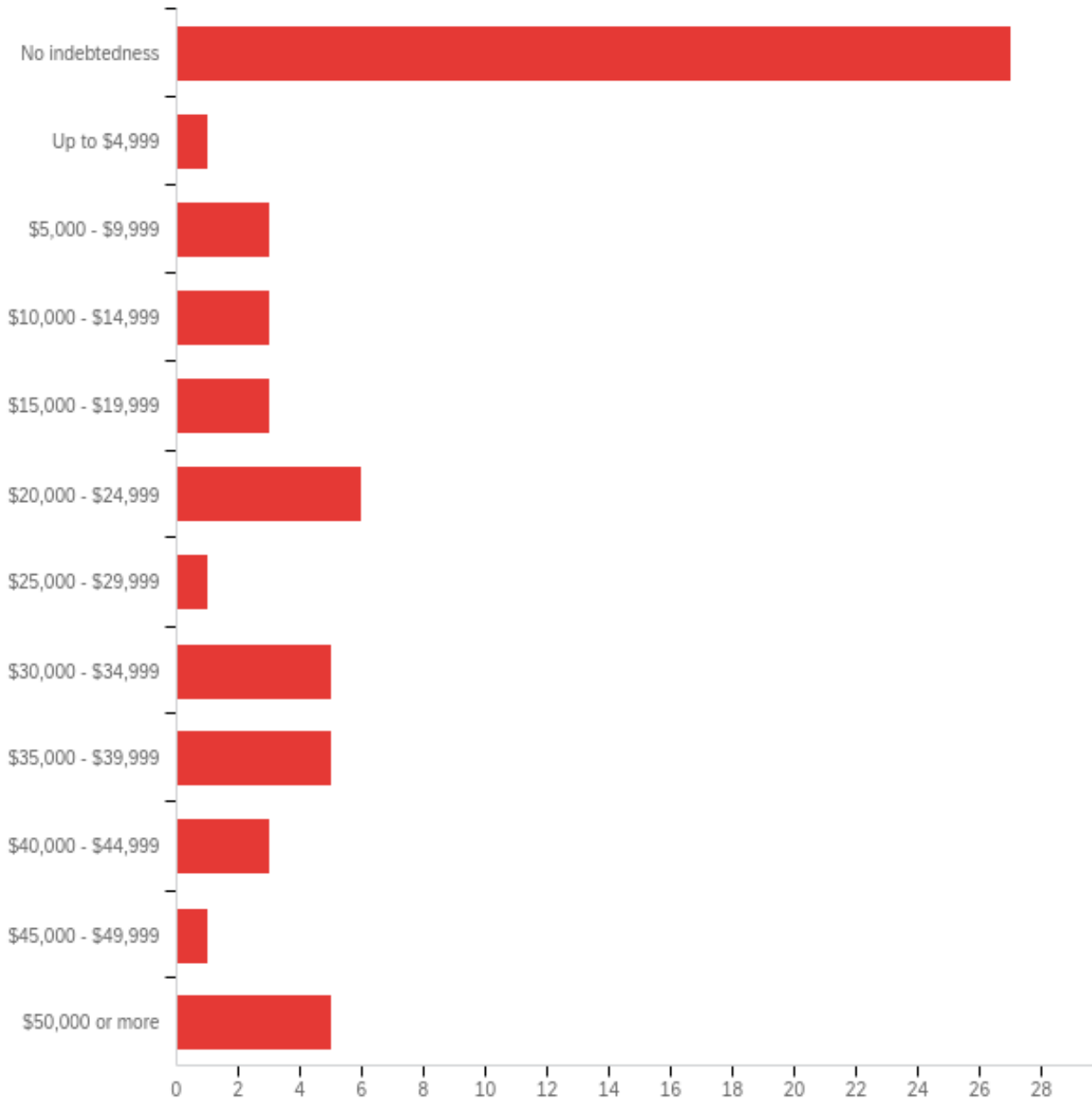
| # | Answer | % | Count |
|---|--------------|--------|-------|
| 1 | None | 25.00% | 16 |
| 2 | 1 - 10 | 9.38% | 6 |
| 3 | 11 - 20 | 20.31% | 13 |
| 4 | 21 - 30 | 20.31% | 13 |
| 5 | More than 30 | 25.00% | 16 |
| | Total | 100% | 64 |

Q7 - Which of the following best describes your educational objective while attending Marshall University?



| # | Answer | % | Count |
|---|------------------------------|--------|-------|
| 1 | Begin my first career | 85.94% | 55 |
| 2 | Advance in my current career | 6.25% | 4 |
| 3 | Change my career | 6.25% | 4 |
| 4 | Non-career objective | 1.56% | 1 |
| | Total | 100% | 64 |

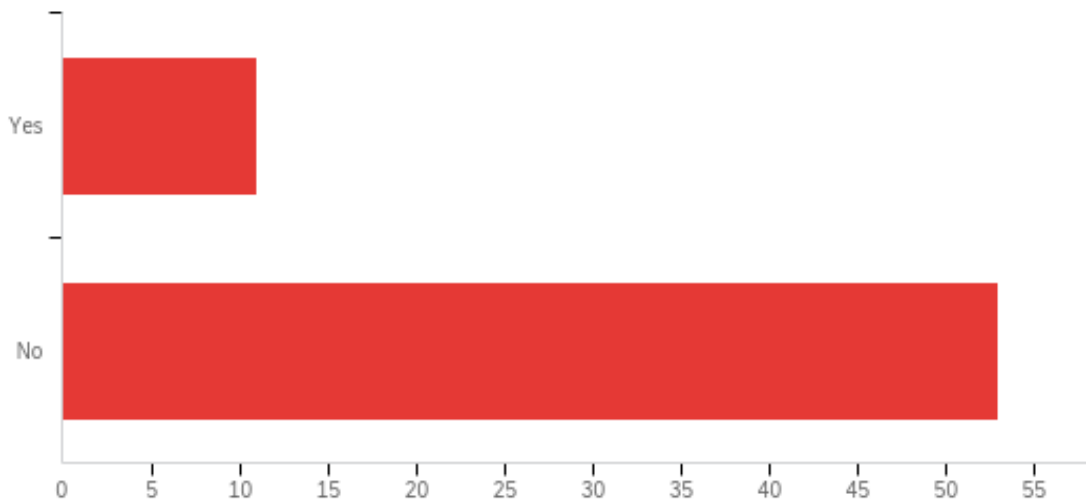
Q8 - Upon graduation, what was the dollar amount of your educational loan indebtedness?



| # | Answer | % | Count |
|---|---------------------|--------|-------|
| 1 | No indebtedness | 42.86% | 27 |
| 2 | Up to \$4,999 | 1.59% | 1 |
| 3 | \$5,000 - \$9,999 | 4.76% | 3 |
| 4 | \$10,000 - \$14,999 | 4.76% | 3 |
| 5 | \$15,000 - \$19,999 | 4.76% | 3 |

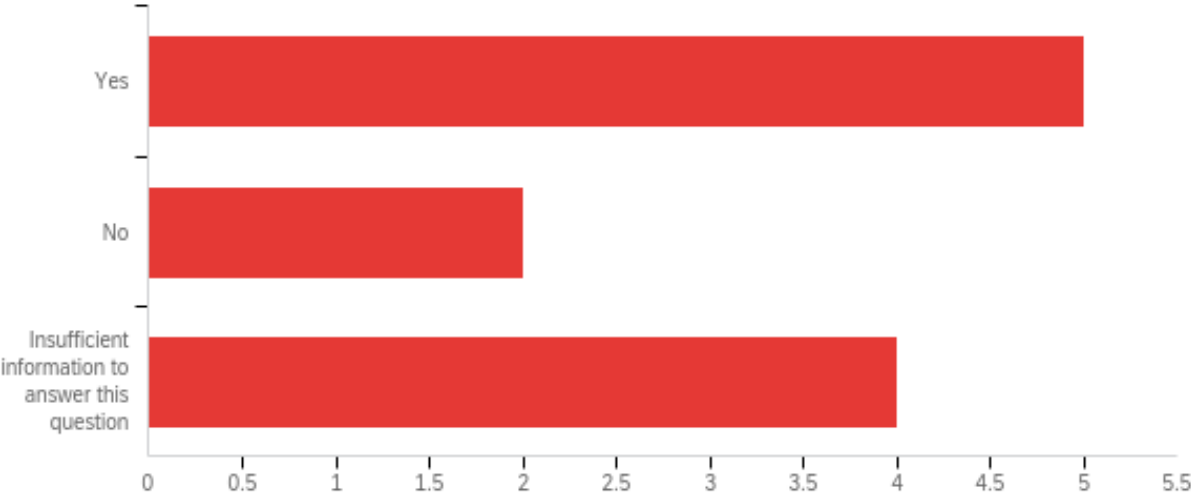
| | | | |
|----|---------------------|-------|----|
| 6 | \$20,000 - \$24,999 | 9.52% | 6 |
| 7 | \$25,000 - \$29,999 | 1.59% | 1 |
| 8 | \$30,000 - \$34,999 | 7.94% | 5 |
| 9 | \$35,000 - \$39,999 | 7.94% | 5 |
| 10 | \$40,000 - \$44,999 | 4.76% | 3 |
| 11 | \$45,000 - \$49,999 | 1.59% | 1 |
| 12 | \$50,000 or more | 7.94% | 5 |
| | Total | 100% | 63 |

Q9 - Did you take part in an internship, practicum or other structured work experience related to your major and anticipated career?



| # | Answer | % | Count |
|---|--------|--------|-------|
| 1 | Yes | 17.19% | 11 |
| 2 | No | 82.81% | 53 |
| | Total | 100% | 64 |

Q10 - If you answered yes to the previous question, did that experience increase your ability to secure employment or employment offers?



| # | Answer | % | Count |
|---|--|--------|-------|
| 1 | Yes | 45.45% | 5 |
| 2 | No | 18.18% | 2 |
| 3 | Insufficient information to answer this question | 36.36% | 4 |
| | Total | 100% | 11 |

Q11 - While pursuing my degree at Marshall University

| # | Question | Agree | | Neutral | | Disagree | | Total |
|----|--|--------|----|---------|----|----------|----|-------|
| 1 | I developed the ability to write effectively. | 85.00% | 51 | 11.67% | 7 | 3.33% | 2 | 60 |
| 2 | I used numerical information to explore real world problems. | 53.33% | 32 | 26.67% | 16 | 20.00% | 12 | 60 |
| 3 | I learned to find scholarly information, to evaluate it critically and to use it effectively. | 85.00% | 51 | 11.67% | 7 | 3.33% | 2 | 60 |
| 4 | I gained expertise in the use of technology important in my major field. | 58.33% | 35 | 30.00% | 18 | 11.67% | 7 | 60 |
| 5 | I acquired sufficient skills and knowledge to prepare for career-related positions. | 63.33% | 38 | 35.00% | 21 | 1.67% | 1 | 60 |
| 6 | I developed the ability to express myself effectively through speaking. | 65.00% | 39 | 26.67% | 16 | 8.33% | 5 | 60 |
| 7 | I developed multicultural and global perspectives. | 85.00% | 51 | 10.00% | 6 | 5.00% | 3 | 60 |
| 8 | Writing intensive courses helped me to improve my writing skills. | 73.33% | 44 | 20.00% | 12 | 6.67% | 4 | 60 |
| 9 | My classes challenged me to analyze and evaluate issues and to solve real-world problems in a manner that is ethical and supportive of our civic well-being. | 80.00% | 48 | 18.33% | 11 | 1.67% | 1 | 60 |
| 10 | My capstone course challenged me to do my best work. | 73.33% | 44 | 20.00% | 12 | 6.67% | 4 | 60 |
| 11 | I learned to examine issues from multiple perspectives. | 90.00% | 54 | 10.00% | 6 | 0.00% | 0 | 60 |
| 12 | I learned to use what I know to solve novel problems. | 85.00% | 51 | 11.67% | 7 | 3.33% | 2 | 60 |
| 13 | I learned to analyze my own values and to examine other viewpoints and credible evidence. | 86.67% | 52 | 13.33% | 8 | 0.00% | 0 | 60 |
| 14 | I determined how to improve my own learning and to engage in lifelong learning. | 78.33% | 47 | 20.00% | 12 | 1.67% | 1 | 60 |
| 15 | I used knowledge from more than one area of study to explore issues or to solve problems. | 88.14% | 52 | 11.86% | 7 | 0.00% | 0 | 59 |
| 16 | Writing Intensive courses enhanced my learning experience. | 63.33% | 38 | 26.67% | 16 | 10.00% | 6 | 60 |

Q12 - Now that I have completed my degree,

| # | Question | Agree | | Neutral | | Disagree | | Total |
|---|--|--------|----|---------|----|----------|---|-------|
| 1 | I feel adequately prepared for a career and/or graduate or professional study in my major field. | 60.00% | 36 | 35.00% | 21 | 5.00% | 3 | 60 |
| 2 | I believe that Marshall University's program in my major field is of high quality. | 75.00% | 45 | 20.00% | 12 | 5.00% | 3 | 60 |
| 3 | I would recommend to others that they study the same program at Marshall. | 81.67% | 49 | 15.00% | 9 | 3.33% | 2 | 60 |
| 4 | I would recommend Marshall to prospective students. | 86.67% | 52 | 11.67% | 7 | 1.67% | 1 | 60 |

Q13 - Please rate your level of satisfaction with the quality of the following at Marshall:

| # | Question | Satisfied | | Neutral | | Dissatisfied | | Total |
|---|---------------------------|-----------|----|---------|----|--------------|---|-------|
| 1 | Teaching | 86.67% | 52 | 11.67% | 7 | 1.67% | 1 | 60 |
| 2 | Advising | 58.33% | 35 | 28.33% | 17 | 13.33% | 8 | 60 |
| 3 | Academic Support Services | 55.00% | 33 | 40.00% | 24 | 5.00% | 3 | 60 |
| 4 | Classroom/Lab Facilities | 56.67% | 34 | 40.00% | 24 | 3.33% | 2 | 60 |

Q14 - Which of the following will BEST describe your status after graduation? Please select only ONE of the following categories.

| # | Answer | % | Count |
|---|--|--------|-------|
| 1 | Employed full time (on average 30 hours or more per week). | 16.67% | 10 |
| 2 | Employed part time (on average fewer than 30 hours per week) | 3.33% | 2 |
| 3 | Participating in a volunteer or service program (e.g., Peace Corps, AmeriCorps, City Year, etc.) | 0.00% | 0 |
| 4 | Serving in the United States Military | 0.00% | 0 |
| 5 | Enrolled in further education | 33.33% | 20 |
| 6 | Seeking employment | 25.00% | 15 |
| 7 | Planning to continue education but not yet enrolled | 21.67% | 13 |
| 8 | Not seeking employment or continuing education at this time. | 0.00% | 0 |
| | Total | 100% | 60 |

Q15 - Please provide the name of your employer AND your employer's location (e.g., city, state or country if outside the United States).

Please provide the name of your employer AND your employer's location (e.g., city, state or country if outside the United States).

Princess Anne Country Club Virginia Beach, VA

SMR Technologies, Fenwick, WV

River Park Hospital Huntington, WV

Starbucks

Branches Domestic Violence Shelter, Huntington WV

NV Energy, Reno, NV

County of San Diego. San Diego, California 92123

CVS Pharmacy, South Williamson, KY

CVS Teays Valley, Wv

No one would hire me in my field for the first month, so I applied at Design 1 Group and was instantly hired. they schedule appointments for solar panels. I will be getting my computer and receptionist experience, in Bristol, TN, with D1G until I obtain experience for a career in my field.

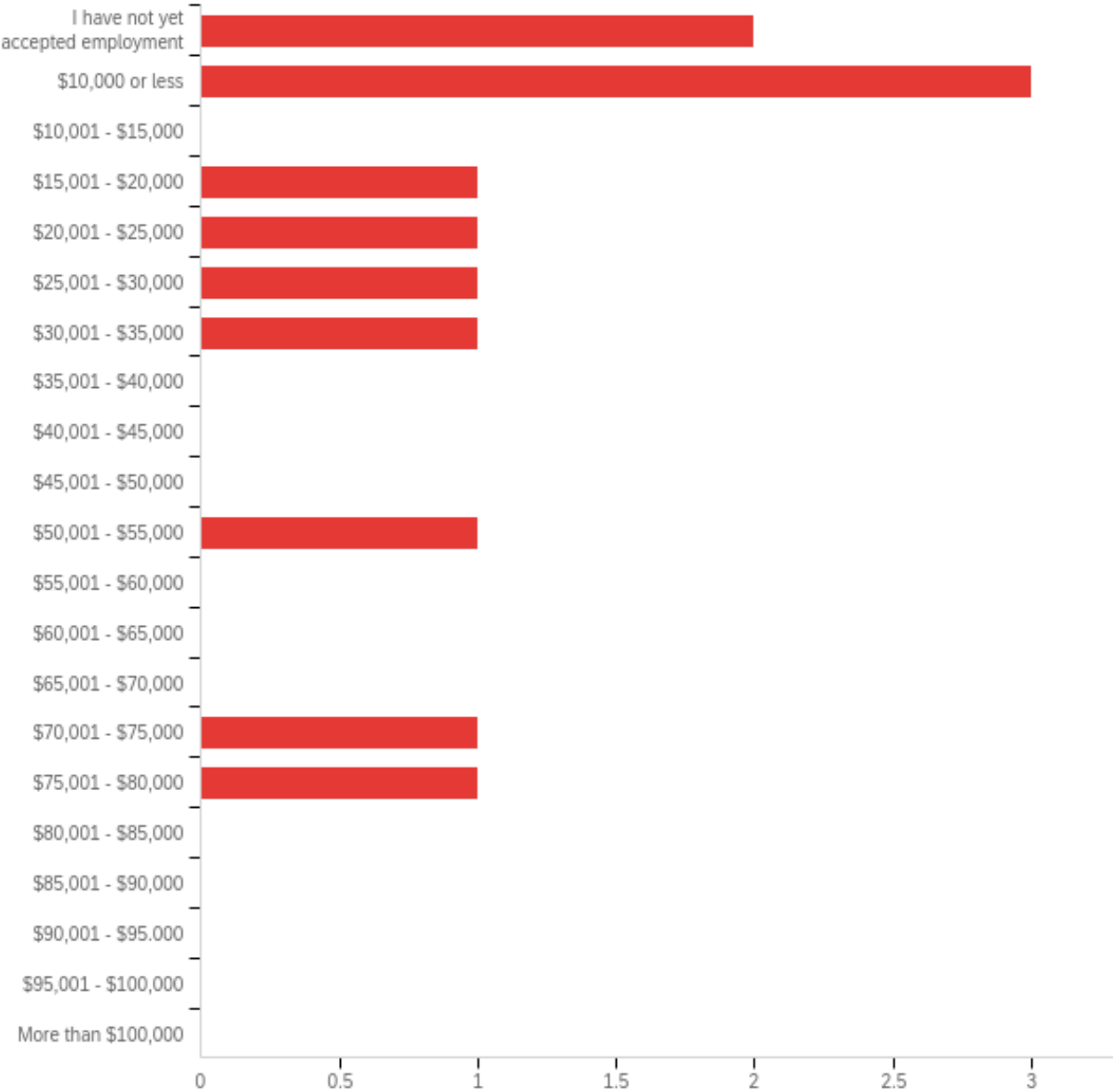
House of Representatives. Washington, D.C.

Q16 - If employed, please provide your job title.

If employed, please provide your job title.

- Assistant Golf Professional
- Data Entry/Admin Assistant
- Changing Positions after Grad
- Barista
- Domestic Violence Advocate
- GIS Analyst
- Geographic information Systems Technician
- Shift supervisor/ pharmacy technician
- Shift Supervisor
- Receptionist
- Field Representative

Q17 - If employed, what is your annual base salary in U. S. dollars? (Please choose the appropriate range).



| # | Answer | % | Count |
|---|------------------------------------|--------|-------|
| 1 | I have not yet accepted employment | 16.67% | 2 |
| 2 | \$10,000 or less | 25.00% | 3 |
| 3 | \$10,001 - \$15,000 | 0.00% | 0 |
| 4 | \$15,001 - \$20,000 | 8.33% | 1 |
| 5 | \$20,001 - \$25,000 | 8.33% | 1 |

| | | | |
|----|----------------------|-------|----|
| 6 | \$25,001 - \$30,000 | 8.33% | 1 |
| 7 | \$30,001 - \$35,000 | 8.33% | 1 |
| 8 | \$35,001 - \$40,000 | 0.00% | 0 |
| 9 | \$40,001 - \$45,000 | 0.00% | 0 |
| 10 | \$45,001 - \$50,000 | 0.00% | 0 |
| 11 | \$50,001 - \$55,000 | 8.33% | 1 |
| 12 | \$55,001 - \$60,000 | 0.00% | 0 |
| 13 | \$60,001 - \$65,000 | 0.00% | 0 |
| 14 | \$65,001 - \$70,000 | 0.00% | 0 |
| 15 | \$70,001 - \$75,000 | 8.33% | 1 |
| 16 | \$75,001 - \$80,000 | 8.33% | 1 |
| 17 | \$80,001 - \$85,000 | 0.00% | 0 |
| 18 | \$85,001 - \$90,000 | 0.00% | 0 |
| 19 | \$90,001 - \$95,000 | 0.00% | 0 |
| 20 | \$95,001 - \$100,000 | 0.00% | 0 |
| 21 | More than \$100,000 | 0.00% | 0 |
| | Total | 100% | 12 |

Q18 - Guaranteed first-year bonus amount in U. S. dollars, if you are receiving one.

Guaranteed first-year bonus amount in U. S. dollars, if you are receiving one.

N/a

0

No bonus, just \$10 commission for every appointment I make.

Q19 - Please provide the name of the service organization as well as assignment city and state (or country if outside the U. S.).

There were no responses to this item.

Q20 - What is your role or title within the Service Organization?

There were no responses to this item.

Q21 - Please choose your military service branch and provide your rank in the text box next to the service branch you select.

There were no responses to this item.

Q22 - Please provide the name of the higher education institution and location (city, state, country [if outside U.S.]) you plan to attend.

Please provide the name of the higher education institution and location (city, state, country [if outside U.S.]) you plan to attend.

Marshall University

Marshall University

Marshall University, Huntington, WV

Marshall Unvierstiy

Marshall University, Huntington, WV

Boston University Boston, Massachusetts

Capella University

West Virginia University College of Law, Morgantown, WV

Not sure yet

Marshall University Huntington, West Virginia, United States

Marshall University

Denver University. Denver CO

Marshall University

Marshall

Marshall University's General Psychology Master's Program

West Virginia University

Marshall University School of Medicine

Huntington, WV, Marshall University

Q23 - What program of study will you pursue?

What program of study will you pursue?

School Counseling

Psychology

dietetics /nutrition

Masters of Science in Biology

Counseling

Literacy

English

Mental Health Counseling

Law

Englsih

Masters of Social Work

MSW

M.A in clinical psychology

Psychology

Clinical Psych

Law

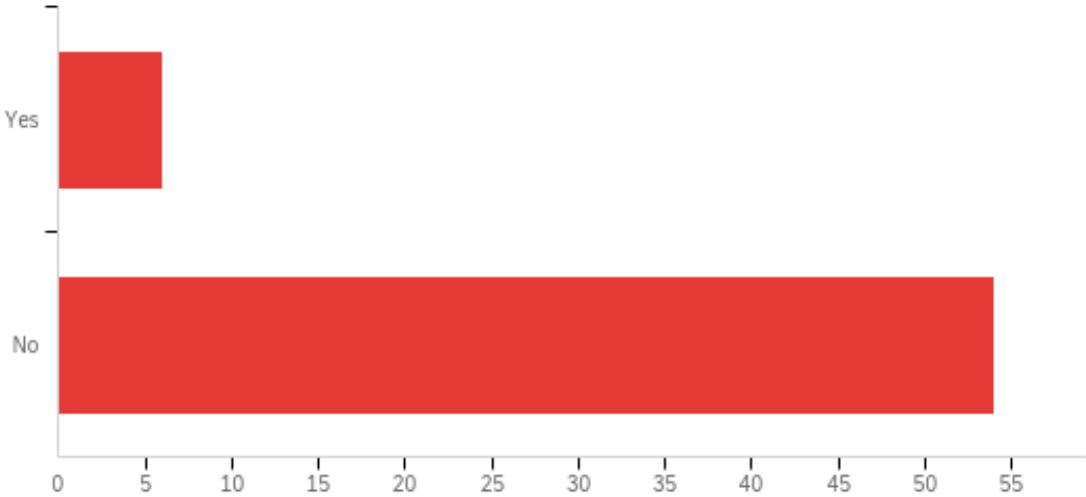
Psychiatry

Clinical Mental Health Counseling

Q24 - What degree will you pursue at this institution?

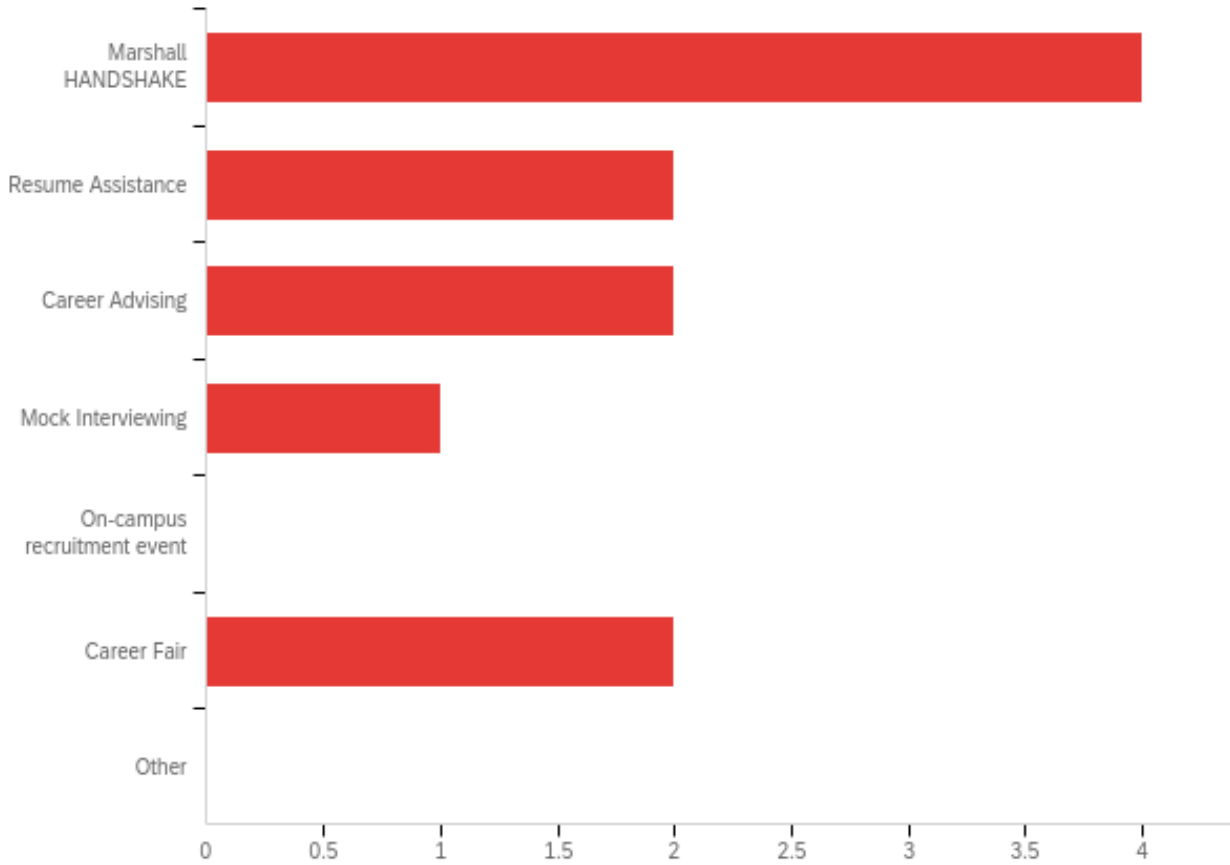
| # | Answer | % | Count |
|----|--|--------|-------|
| 1 | Associate's Degree | 0.00% | 0 |
| 2 | Bachelor's Degree | 0.00% | 0 |
| 3 | Master's Degree | 75.00% | 15 |
| 4 | Education Specialist (EdS) | 0.00% | 0 |
| 5 | Doctor of Education (EdD) | 0.00% | 0 |
| 6 | Doctor of Philosophy (PhD) | 0.00% | 0 |
| 7 | Doctor of Medicine (MD) | 5.00% | 1 |
| 8 | Doctor of Osteopathic Medicine (DO) | 0.00% | 0 |
| 9 | Doctor of Physical Therapy (DPT) | 0.00% | 0 |
| 10 | Doctor of Pharmacy (PharmD) | 0.00% | 0 |
| 11 | Doctor of Law (JD) | 10.00% | 2 |
| 12 | Doctor of Nurse Anesthesia Practice (DNAP) | 0.00% | 0 |
| 13 | Doctor of Psychology (PsyD) | 10.00% | 2 |
| 14 | Doctor of Audiology (AudD) | 0.00% | 0 |
| 15 | Doctor of Optometry (OD) | 0.00% | 0 |
| 16 | Doctor of Veterinary Medicine (DVM) | 0.00% | 0 |
| 17 | Doctor of Musical Arts (DMA) | 0.00% | 0 |
| 18 | Other (Please specify) | 0.00% | 0 |
| | Total | 100% | 20 |

Q25 - Did you use Career Services to help you with your career plans?



| # | Answer | % | Count |
|---|--------|--------|-------|
| 1 | Yes | 10.00% | 6 |
| 2 | No | 90.00% | 54 |
| | Total | 100% | 60 |

Q26 - If you answered "yes" to the previous question, please indicate all services used.



| # | Answer | % | Count |
|---|-----------------------------|-------------|-----------|
| 1 | Marshall HANDSHAKE | 36.36% | 4 |
| 2 | Resume Assistance | 18.18% | 2 |
| 3 | Career Advising | 18.18% | 2 |
| 4 | Mock Interviewing | 9.09% | 1 |
| 5 | On-campus recruitment event | 0.00% | 0 |
| 6 | Career Fair | 18.18% | 2 |
| 7 | Other | 0.00% | 0 |
| | Total | 100% | 11 |