



**Marshall University Graduation Survey Report  
College of Science  
Academic Year 2021 – 2022**

**Q1 - Please indicate your level of satisfaction with these elements of your experience in the Geology Program:**

#	Question	Satisfied		Neutral		Dissatisfied		Total
1	Quality of faculty (teaching effectiveness)	100.00%	5	0.00%	0	0.00%	0	5
2	Quality of facilities	60.00%	3	0.00%	0	40.00%	2	5
3	Fairness and effectiveness of methods of evaluation for students' performance in coursework	100.00%	5	0.00%	0	0.00%	0	5
4	Availability and effectiveness of faculty for advising	100.00%	5	0.00%	0	0.00%	0	5
5	Flexibility/relevance of curriculum for specific career tasks	80.00%	4	20.00%	1	0.00%	0	5
6	Availability of necessary courses in order to complete degree requirements	40.00%	2	20.00%	1	40.00%	2	5
7	Development of critical thinking skills	80.00%	4	20.00%	1	0.00%	0	5
8	Development of writing skills in the discipline	60.00%	3	40.00%	2	0.00%	0	5
9	The college/department is equally supportive of women and men	100.00%	5	0.00%	0	0.00%	0	5
10	The college/department is equally supportive of all racial/ethnic groups	100.00%	5	0.00%	0	0.00%	0	5

**Q2 - Please indicate your level of satisfaction with these elements of your experience in the Physics or Physical Science Program:**

#	Question	Satisfied		Neutral		Dissatisfied		Total
1	The required courses in my major were valuable and relevant and have provided the basic knowledge necessary to advance to the next state in my career.	0.00%	0	0.00%	0	0.00%	0	0
2	The professors in Physics and Physical Science were knowledgeable and competent.	0.00%	0	0.00%	0	0.00%	0	0
3	The professors in Physics and Physical Science in both lab and lecture courses were accessible and helpful.	0.00%	0	0.00%	0	0.00%	0	0
4	The physics labs were valuable in improving my understanding of concepts; in developing experimental skills; including the lab use of computers and improving my writing skills.	0.00%	0	0.00%	0	0.00%	0	0
5	The attitude of professors in the Physics and Physical Science Department towards minorities/women/white males was fair and free of prejudice.	0.00%	0	0.00%	0	0.00%	0	0
6	The courses in the major have helped me develop my thinking and analytical abilities.	0.00%	0	0.00%	0	0.00%	0	0
7	Required courses for my major still gave me the opportunity to take other classes that seemed interesting and beneficial.	0.00%	0	0.00%	0	0.00%	0	0
8	I would recommend MU to a friend who wished to major in Physics	0.00%	0	0.00%	0	0.00%	0	0
9	The labs were well-equipped so that there were few problems with too little or broken equipment.	0.00%	0	0.00%	0	0.00%	0	0
10	The courses in the Physics Department have helped me to develop my thinking and analytical abilities	0.00%	0	0.00%	0	0.00%	0	0

**Q3 - Please indicate your level of satisfaction with these elements of your experience in the Biological Sciences Program.**

#	Question	Satisfied		Neutral		Dissatisfied		Total
1	The required courses in BSC were valuable and relevant preparation for advancing to the next stage of my career.	82.05%	32	10.26%	4	7.69%	3	39
2	There was a sufficient number and variety of elective courses in the Biological Science curriculum.	51.28%	20	25.64%	10	23.08%	9	39
3	BSC courses encourage thinking and analytic skills.	84.62%	33	15.38%	6	0.00%	0	39
4	BSC courses promote improved communication skills.	51.28%	20	46.15%	18	2.56%	1	39
5	BSC program provides adequate experience with and use of computers.	58.97%	23	30.77%	12	10.26%	4	39
6	Courses in BSC effectively integrate modern research activities with more traditional material.	74.36%	29	17.95%	7	7.69%	3	39
7	Lab activities for BSC were relevant and important to the development of difficult concepts.	64.10%	25	20.51%	8	15.38%	6	39
8	Lab activities for BSC courses provided active student involvement and participation for the development for the basic technical skills.	87.18%	34	10.26%	4	2.56%	1	39
9	Members of the BSC faculty appeared to be competent and knowledgeable in their fields.	84.62%	33	10.26%	4	5.13%	2	39
10	Members of the BSC faculty appeared to be fair and unbiased towards students regardless of race, gender, age and/or disability.	84.62%	33	10.26%	4	5.13%	2	39
11	BSC faculty were generally accessible and friendly.	71.05%	27	23.68%	9	5.26%	2	38
12	I would recommend Marshall University to a friend who wished to major in Biological Science.	76.92%	30	17.95%	7	5.13%	2	39

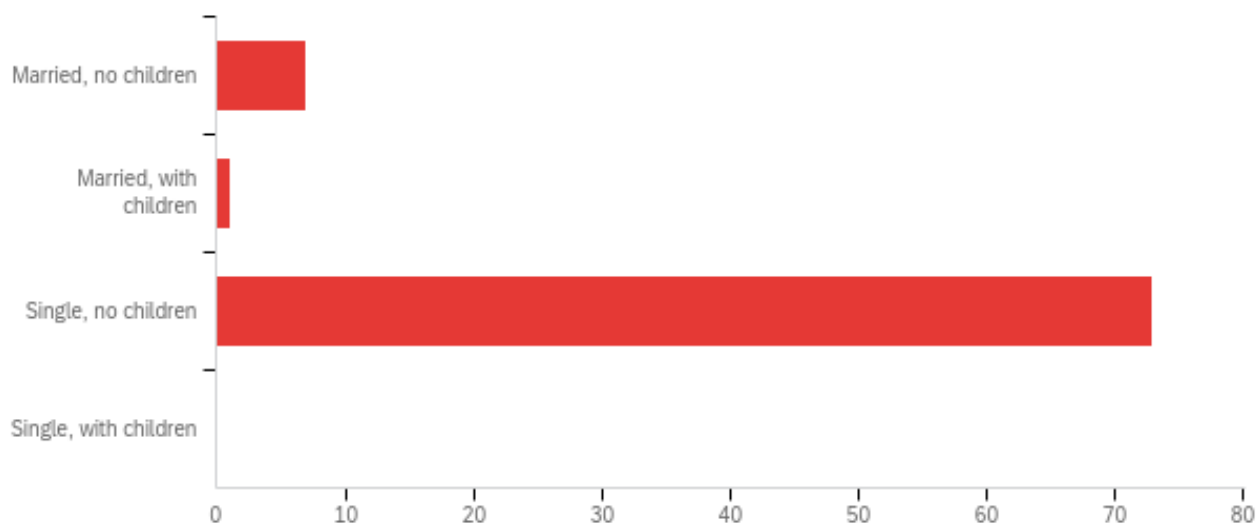
**Q4 - Please indicate your level of satisfaction with these elements of your experience in the Chemistry Program.**

#	Question	Satisfied		Neutral		Dissatisfied		Total
1	There were sufficient number and variety of elective courses in the Chemistry curriculum.	87.50%	7	12.50%	1	0.00%	0	8
2	Chemistry courses encourage thinking and analytic skills.	100.00%	8	0.00%	0	0.00%	0	8
3	Chemistry courses promote improved communication skills.	50.00%	4	37.50%	3	12.50%	1	8
4	Chemistry program provides adequate experience with and use of computers.	75.00%	6	25.00%	2	0.00%	0	8
5	Lab activities for Chemistry courses were relevant and important to the development of difficult concepts.	87.50%	7	12.50%	1	0.00%	0	8
6	Lab activities for Chemistry courses provided active student involvement and participation for the development for the basic technical skills.	100.00%	8	0.00%	0	0.00%	0	8
7	Members of the Chemistry faculty appeared to be competent and knowledgeable in their fields.	75.00%	6	25.00%	2	0.00%	0	8
8	Members of the Chemistry faculty appeared to be fair and unbiased towards students regardless of race, gender, age and/or disability.	87.50%	7	0.00%	0	12.50%	1	8
9	Members of the Chemistry faculty were generally accessible and friendly.	87.50%	7	12.50%	1	0.00%	0	8
10	I would recommend Marshall University to a friend who wished to major in Chemistry.	87.50%	7	12.50%	1	0.00%	0	8

**Q5 - Please indicate your level of satisfaction with these elements of your experience in the College of Science.**

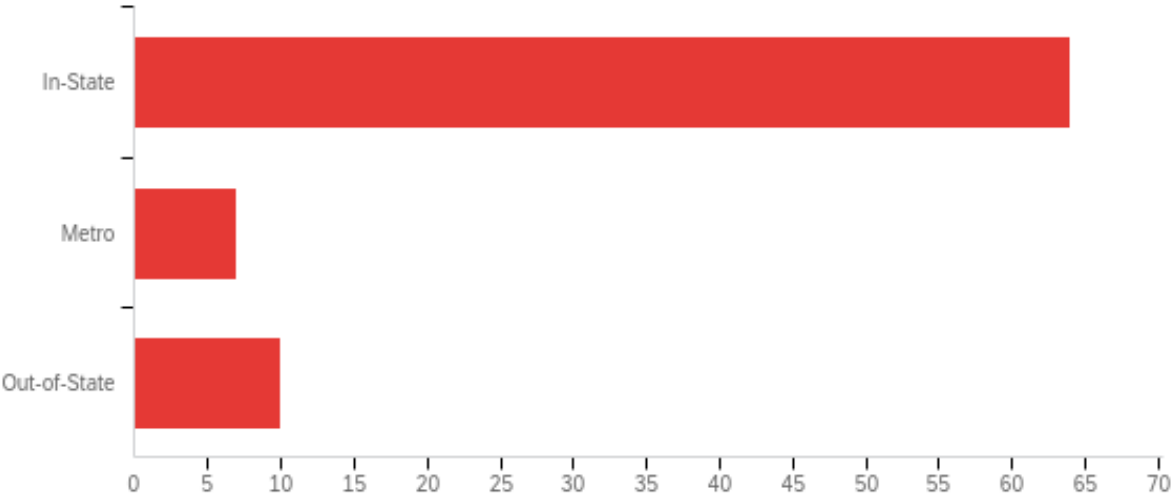
#	Question	Satisfied	Neutral	Dissatisfied	Total
1	Availability of academic advising	50.62% 41	30.86% 25	18.52% 15	81
2	Availability of courses	48.15% 39	28.40% 23	23.46% 19	81
3	Responsiveness to students with special needs	46.91% 38	48.15% 39	4.94% 4	81
4	Professionalism/Scholarship of faculty	77.78% 63	17.28% 14	4.94% 4	81
5	Development of critical thinking skills	77.78% 63	20.99% 17	1.23% 1	81

**Q6 - Family Status**



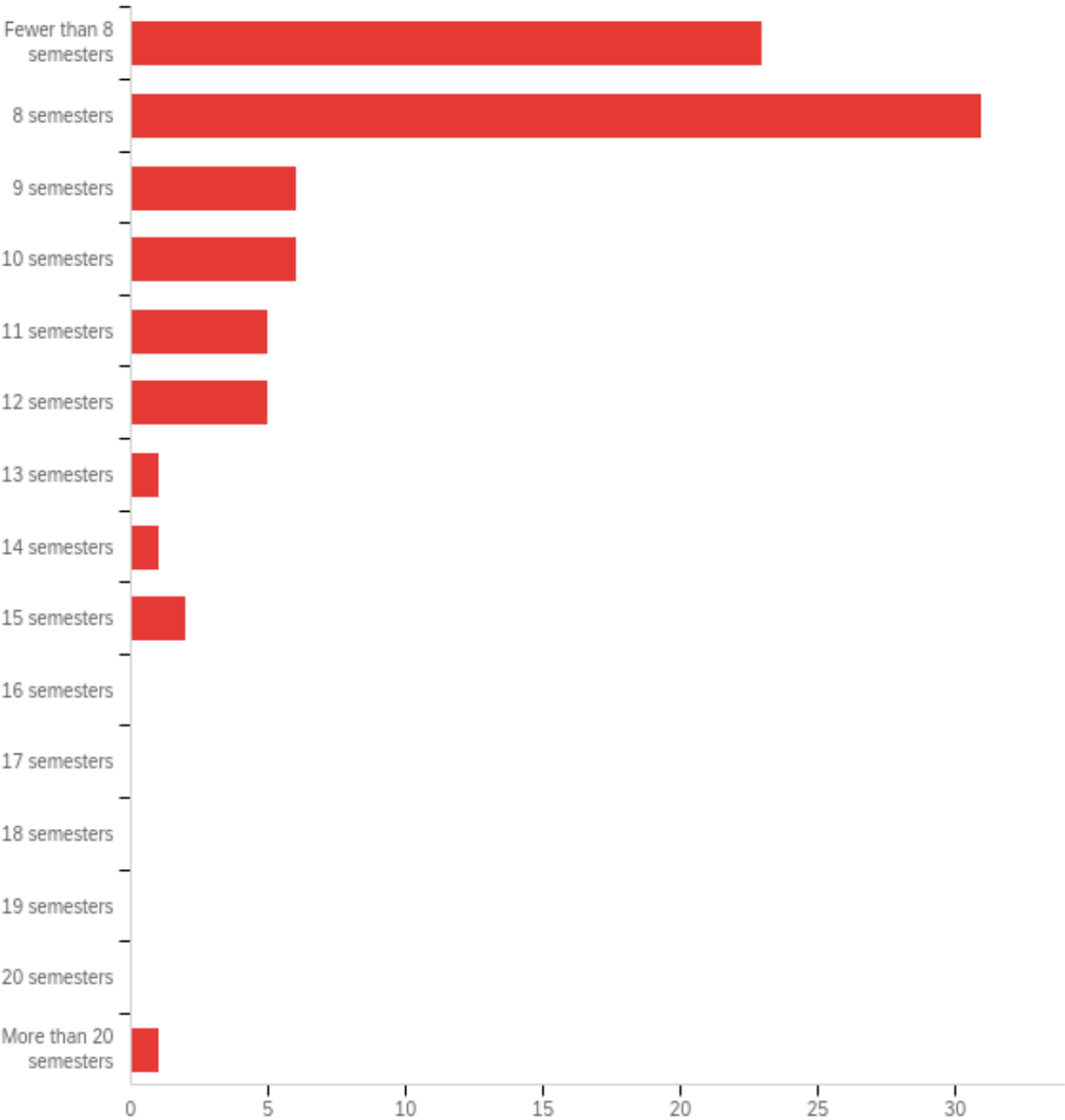
#	Answer	%	Count
1	Married, no children	8.64%	7
2	Married, with children	1.23%	1
3	Single, no children	90.12%	73
4	Single, with children	0.00%	0
	Total	100%	81

**Q7 - Residence at time of admission**



#	Answer	%	Count
1	In-State	79.01%	64
2	Metro	8.64%	7
3	Out-of-State	12.35%	10
	Total	100%	81

**Q8 - Number of semesters enrolled to compete your degree (Note: One semester is equal to fall, spring, or summer, resulting in the potential of three semesters in one year).**

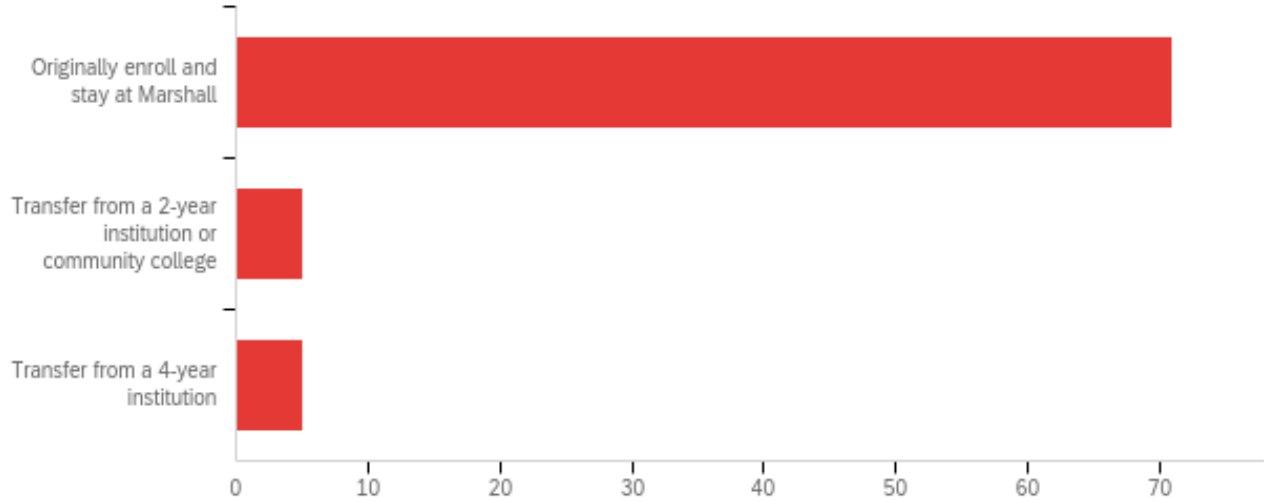


#	Answer	%	Count
1	Fewer than 8 semesters	28.40%	23
2	8 semesters	38.27%	31
3	9 semesters	7.41%	6
4	10 semesters	7.41%	6
5	11 semesters	6.17%	5

6	12 semesters	6.17%	5
7	13 semesters	1.23%	1
8	14 semesters	1.23%	1
9	15 semesters	2.47%	2
10	16 semesters	0.00%	0
11	17 semesters	0.00%	0
12	18 semesters	0.00%	0
13	19 semesters	0.00%	0
14	20 semesters	0.00%	0
15	More than 20 semesters	1.23%	1
	Total	100%	81

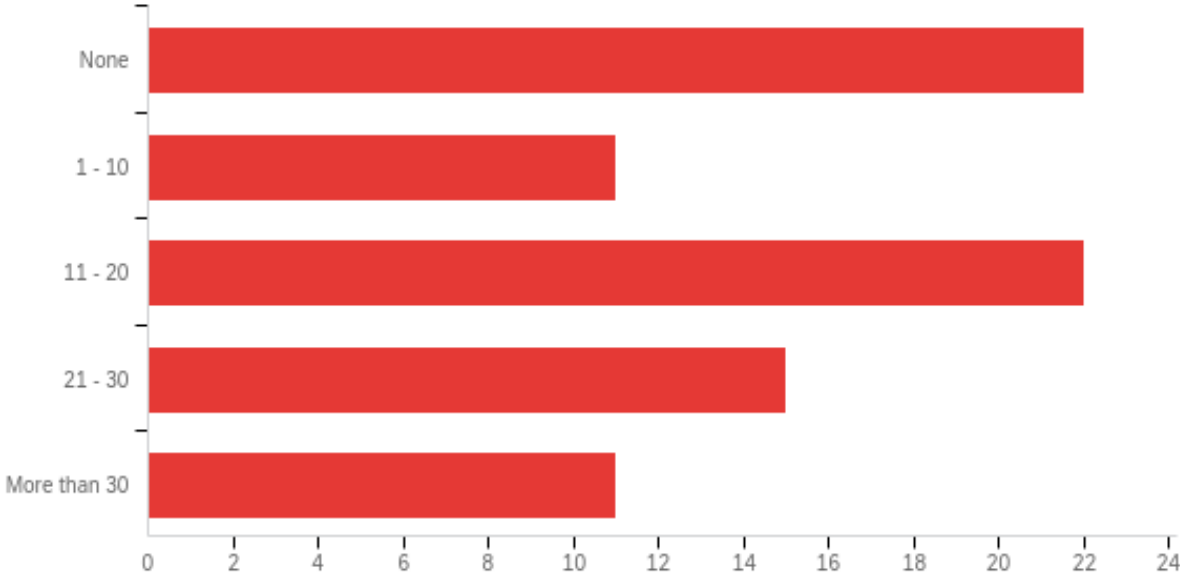


**Q9 - While pursuing your degree, did you**



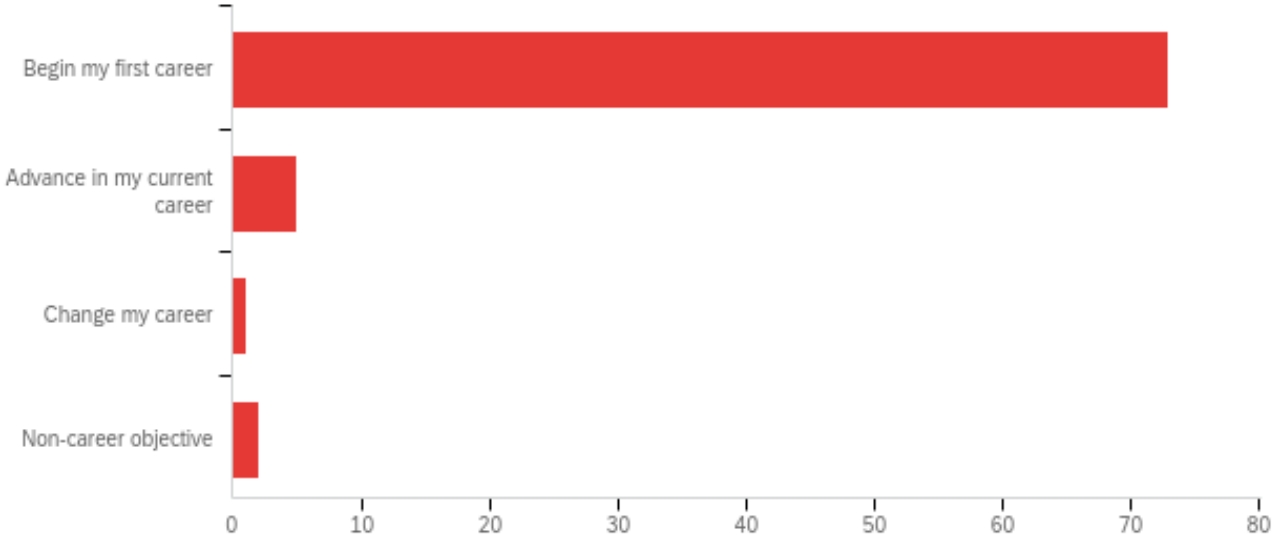
#	Answer	%	Count
1	Originally enroll and stay at Marshall	87.65%	71
2	Transfer from a 2-year institution or community college	6.17%	5
3	Transfer from a 4-year institution	6.17%	5
	Total	100%	81

**Q10 - During the last year of your studies, how many hours a week did you work while attending classes?**



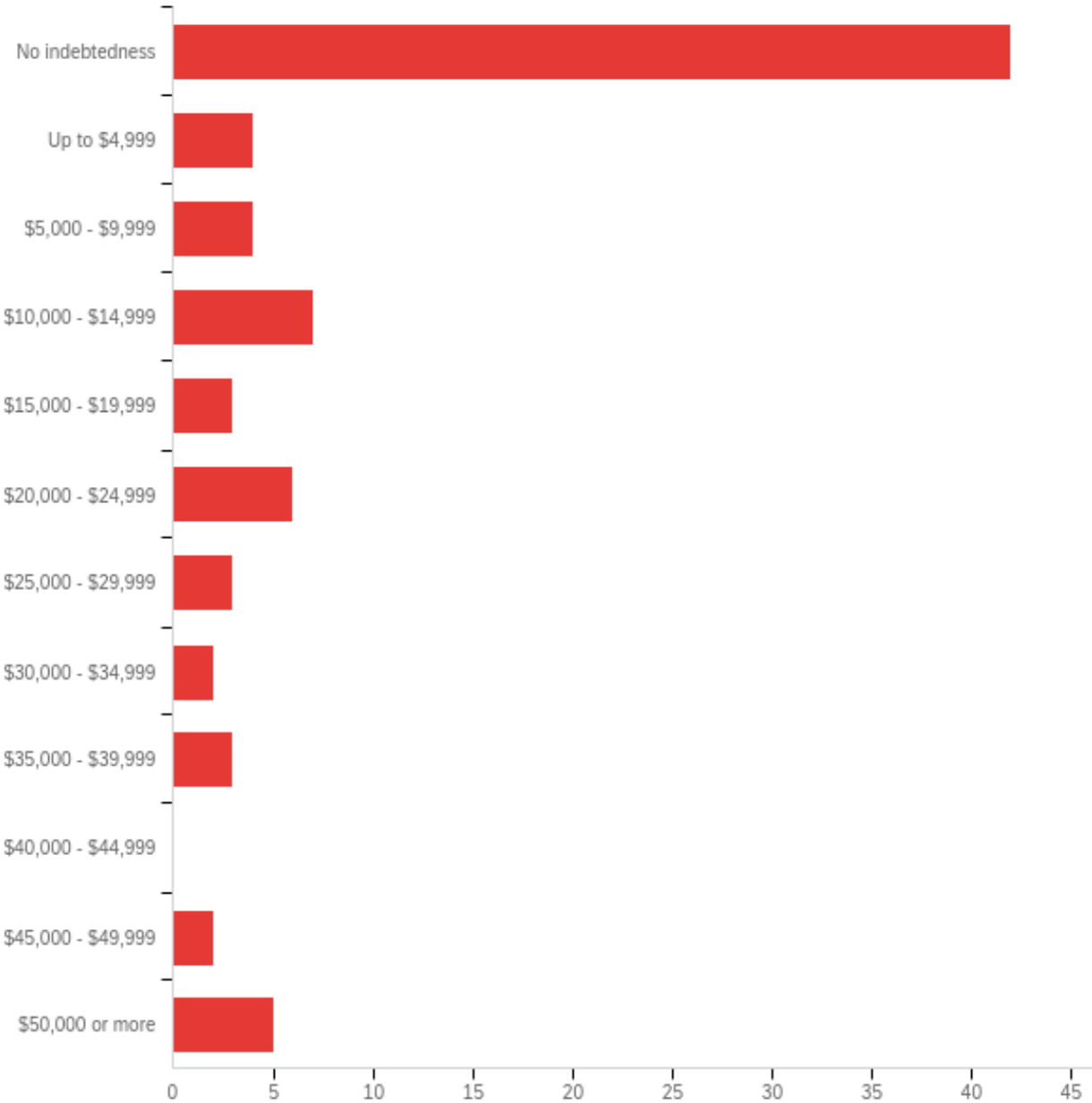
#	Answer	%	Count
1	None	27.16%	22
2	1 - 10	13.58%	11
3	11 - 20	27.16%	22
4	21 - 30	18.52%	15
5	More than 30	13.58%	11
	Total	100%	81

**Q11 - Which of the following best describes your educational objective while attending Marshall University?**



#	Answer	%	Count
1	Begin my first career	90.12%	73
2	Advance in my current career	6.17%	5
3	Change my career	1.23%	1
4	Non-career objective	2.47%	2
	Total	100%	81

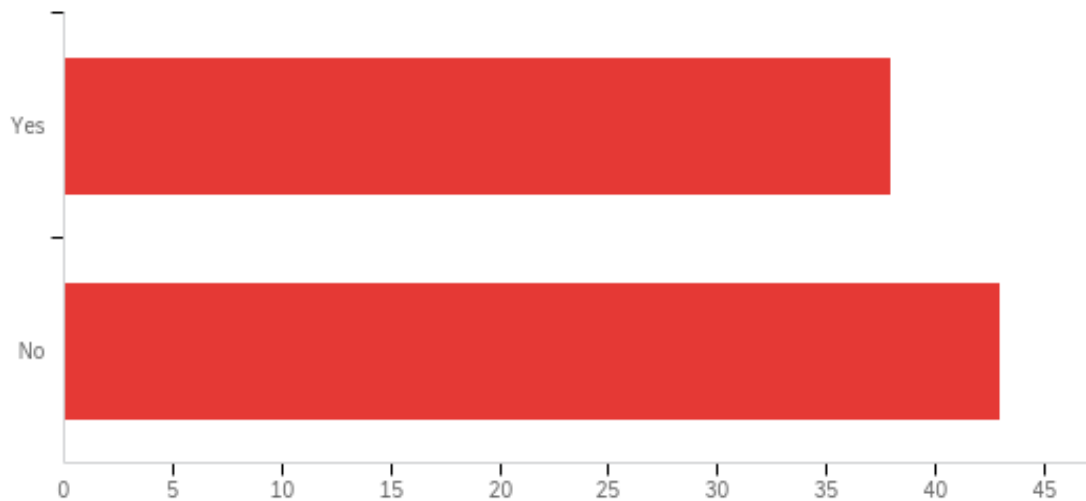
**Q12 - Upon graduation, what was the dollar amount of your educational loan indebtedness?**



#	Answer	%	Count
1	No indebtedness	51.85%	42
2	Up to \$4,999	4.94%	4
3	\$5,000 - \$9,999	4.94%	4
4	\$10,000 - \$14,999	8.64%	7

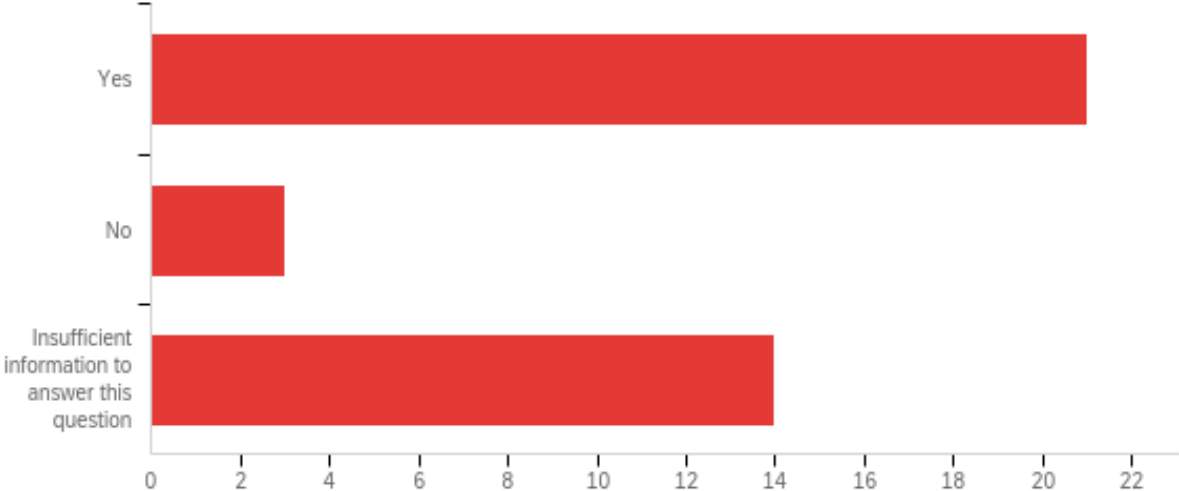
5	\$15,000 - \$19,999	3.70%	3
6	\$20,000 - \$24,999	7.41%	6
7	\$25,000 - \$29,999	3.70%	3
8	\$30,000 - \$34,999	2.47%	2
9	\$35,000 - \$39,999	3.70%	3
10	\$40,000 - \$44,999	0.00%	0
11	\$45,000 - \$49,999	2.47%	2
12	\$50,000 or more	6.17%	5
	Total	100%	81

**Q13 - Did you take part in an internship, practicum or other structured work experience related to your major and anticipated career?**



#	Answer	%	Count
1	Yes	46.91%	38
2	No	53.09%	43
	Total	100%	81

**Q14 - If you answered yes to the previous question, did that experience increase your ability to secure employment or employment offers?**



#	Answer	%	Count
1	Yes	55.26%	21
2	No	7.89%	3
3	Insufficient information to answer this question	36.84%	14
	Total	100%	38

## Q15 - While pursuing my degree at Marshall University

#	Question	Agree		Neutral		Disagree		Total
1	I developed the ability to write effectively.	81.01%	64	16.46%	13	2.53%	2	79
2	I used numerical information to explore real world problems.	79.75%	63	15.19%	12	5.06%	4	79
3	I learned to find scholarly information, to evaluate it critically and to use it effectively.	92.41%	73	6.33%	5	1.27%	1	79
4	I gained expertise in the use of technology important in my major field.	79.75%	63	15.19%	12	5.06%	4	79
5	I acquired sufficient skills and knowledge to prepare for career-related positions.	82.05%	64	10.26%	8	7.69%	6	78
6	I developed the ability to express myself effectively through speaking.	70.89%	56	25.32%	20	3.80%	3	79
7	I developed multicultural and global perspectives.	62.03%	49	27.85%	22	10.13%	8	79
8	Writing intensive courses helped me to improve my writing skills.	67.09%	53	15.19%	12	17.72%	14	79
9	My classes challenged me to analyze and evaluate issues and to solve real-world problems in a manner that is ethical and supportive of our civic well-being.	77.22%	61	18.99%	15	3.80%	3	79
10	My capstone course challenged me to do my best work.	83.54%	66	11.39%	9	5.06%	4	79
11	I learned to examine issues from multiple perspectives.	89.87%	71	10.13%	8	0.00%	0	79
12	I learned to use what I know to solve novel problems.	84.81%	67	11.39%	9	3.80%	3	79
13	I learned to analyze my own values and to examine other viewpoints and credible evidence.	87.34%	69	12.66%	10	0.00%	0	79
14	I determined how to improve my own learning and to engage in lifelong learning.	94.94%	75	5.06%	4	0.00%	0	79
15	I used knowledge from more than one area of study to explore issues or to solve problems.	92.41%	73	6.33%	5	1.27%	1	79
16	Writing Intensive courses enhanced my learning experience.	49.37%	39	29.11%	23	21.52%	17	79

**Q16 - Now that I have completed my degree,**

#	Question	Agree		Neutral		Disagree		Total
1	I feel adequately prepared for a career and/or graduate or professional study in my major field.	70.89%	56	24.05%	19	5.06%	4	79
2	I believe that Marshall University's program in my major field is of high quality.	72.15%	57	21.52%	17	6.33%	5	79
3	I would recommend to others that they study the same program at Marshall.	79.75%	63	13.92%	11	6.33%	5	79
4	I would recommend Marshall to prospective students.	84.81%	67	13.92%	11	1.27%	1	79

**Q17 - Please rate your level of satisfaction with the quality of the following at Marshall:**

#	Question	Satisfied		Neutral		Dissatisfied		Total
1	Teaching	75.95%	60	18.99%	15	5.06%	4	79
2	Advising	45.57%	36	30.38%	24	24.05%	19	79
3	Academic Support Services	55.70%	44	32.91%	26	11.39%	9	79
4	Classroom/Lab Facilities	63.29%	50	17.72%	14	18.99%	15	79



**Q18 - Which of the following will BEST describe your status after graduation? Please select only ONE of the following categories.**

#	Answer	%	Count
1	Employed full time (on average 30 hours or more per week).	18.99%	15
2	Employed part time (on average fewer than 30 hours per week)	3.80%	3
3	Participating in a volunteer or service program (e.g., Peace Corps, AmeriCorps, City Year, etc.)	2.53%	2
4	Serving in the United States Military	3.80%	3
5	Enrolled in further education	27.85%	22
6	Seeking employment	24.05%	19
7	Planning to continue education but not yet enrolled	18.99%	15
8	Not seeking employment or continuing education at this time.	0.00%	0
	Total	100%	79

**Q19 - Please provide the name of your employer AND your employer's location (e.g., city, state or country if outside the United States).**

Please provide the name of your employer AND your employer's location (e.g., city, state or country if outside the United States).

---

Have none yet

---

Henrico County Government, Henrico VA

---

State of WV Charleston, WV

---

Rustoleum in Lesage, WV

---

Marshall

---

Dominion Due Diligence Group, Midlothian, VA

---

Cabell-Huntington Health Department

---

GNC Pittsburgh, PA

---

Best Buy Barboursville, WV

---

Safelite Autoglass

---

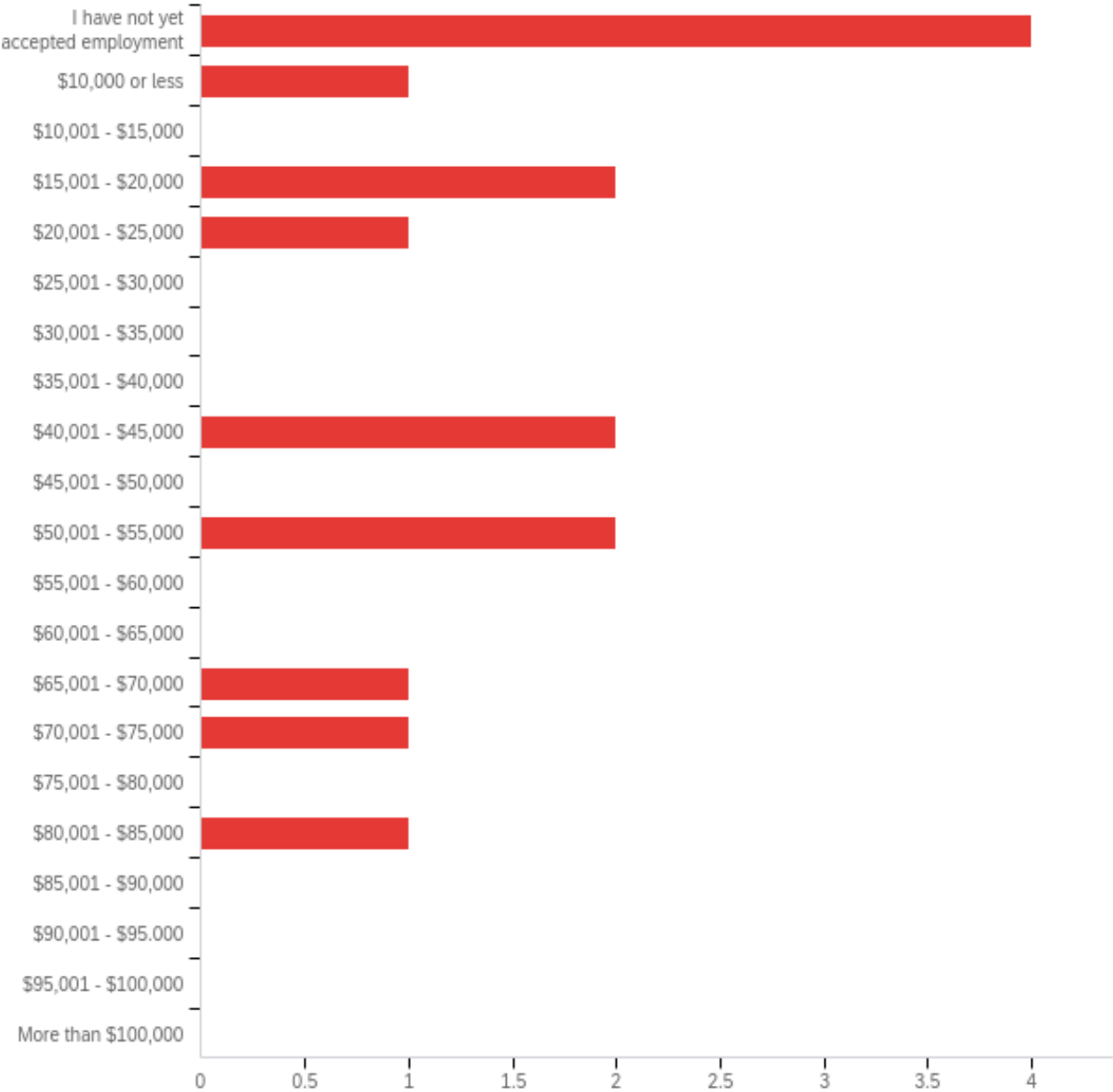
Dr. Eugene Shakirov Marshall University, Huntington, WV

**Q20 - If employed, please provide your job title.**

If employed, please provide your job title.

- N/a
- Standing Water Initiative
- Information Technology Client Associate
- Quality control
- Resident Advisor and desk assistant
- Environmental Field Technician
- Sanitarian in Training
- District Manager
- Customer experience specialist
- Assistant Manager
- Research Associate

**Q21 - If employed, what is your annual base salary in U. S. dollars? (Please choose the appropriate range).**



#	Answer	%	Count
1	I have not yet accepted employment	26.67%	4
2	\$10,000 or less	6.67%	1
3	\$10,001 - \$15,000	0.00%	0
4	\$15,001 - \$20,000	13.33%	2
5	\$20,001 - \$25,000	6.67%	1

6	\$25,001 - \$30,000	0.00%	0
7	\$30,001 - \$35,000	0.00%	0
8	\$35,001 - \$40,000	0.00%	0
9	\$40,001 - \$45,000	13.33%	2
10	\$45,001 - \$50,000	0.00%	0
11	\$50,001 - \$55,000	13.33%	2
12	\$55,001 - \$60,000	0.00%	0
13	\$60,001 - \$65,000	0.00%	0
14	\$65,001 - \$70,000	6.67%	1
15	\$70,001 - \$75,000	6.67%	1
16	\$75,001 - \$80,000	0.00%	0
17	\$80,001 - \$85,000	6.67%	1
18	\$85,001 - \$90,000	0.00%	0
19	\$90,001 - \$95,000	0.00%	0
20	\$95,001 - \$100,000	0.00%	0
21	More than \$100,000	0.00%	0
	Total	100%	15

**Q22 - Guaranteed first-year bonus amount in U. S. dollars, if you are receiving one.**

Guaranteed first-year bonus amount in U. S. dollars, if you are receiving one.

N/a

0

10000

N/A

\$40,000

**Q23 - Please provide the name of the service organization as well as assignment city and state (or country if outside the U. S.).**

Please provide the name of the service organization as well as assignment city and state (or country if outside the U. S.).

---

Americorps

---

AmeriCorps Appalachian Conservation Corps. Harrisonburg, Virginia

**Q24 - What is your role or title within the Service Organization?**

What is your role or title within the Service Organization?

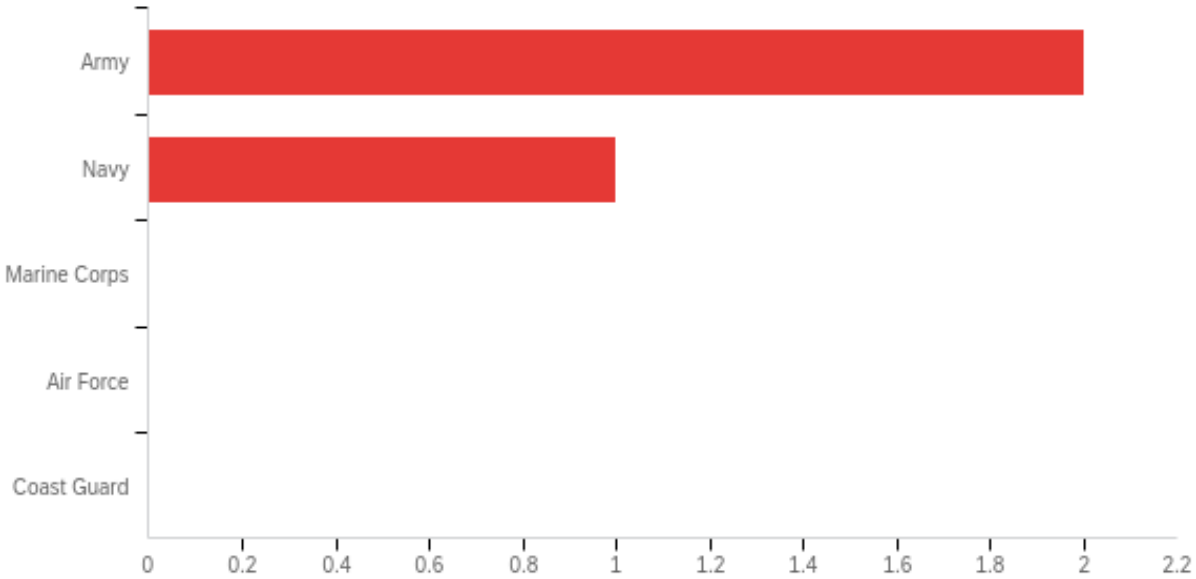
---

ACE/SCA

---

Women's Chainsaw Crew Member

**Q25 - Please choose your military service branch and provide your rank in the text box next to the service branch you select.**



#	Answer	%	Count
1	Army	66.67%	2
2	Navy	33.33%	1
3	Marine Corps	0.00%	0
4	Air Force	0.00%	0
5	Coast Guard	0.00%	0
	Total	100%	3

Q25\_1\_TEXT - Army

Army - Text

---

In process

---

2nd Lt

**Q26 - Please provide the name of the higher education institution and location (city, state, country [if outside U.S.]) you plan to attend.**

Please provide the name of the higher education institution and location (city, state, country [if outside U.S.]) you plan to attend.

---

Joan C. Edwards School of Medicine

---

Marshall University School of Pharmacy

---

University of Utah School of Dentistry

---

Joan C Edwards School of Medicine Huntington, WV

---

Joan C. Edwards School of Medicine Huntington, WV

---

Marshall University Joan C. Edwards School of Medicine

---

Case Western Reserve University School of Medicine (Cleveland, OH)

---

Marshall University Joan C. Edwards School of Medicine (Huntington, West Virginia I)

---

Marshall University

---

Marshall University

---

Marshall University

---

Marshall University

---

Marshall University PA School

---

Joan C Edwards School of Medicine Huntington, WV

---

West Virginia university

---

WVU

---

Marshall University

---

Joan C. Edwards School of Medicine

---

St Mary's RN program Huntington WV

---

SMSON

---

Marshall Pharmacy School

---

Marshall University



## Q27 - What program of study will you pursue?

What program of study will you pursue?

Medicine

Pharmacy

Doctor of Dental Surgery

MD

Medicine (M.D)

Medicine

Medicine

Pubic Health

Biomedical Sciences

Physician Assistant program

Medicine

PA

Medical School

School of Medicine MD program

Immunology

Criminal Justice

Doctorate of Medicine

Nursing

NURSING

Pharmacy

Masters in Biological Sciences

## Q28 - What degree will you pursue at this institution?

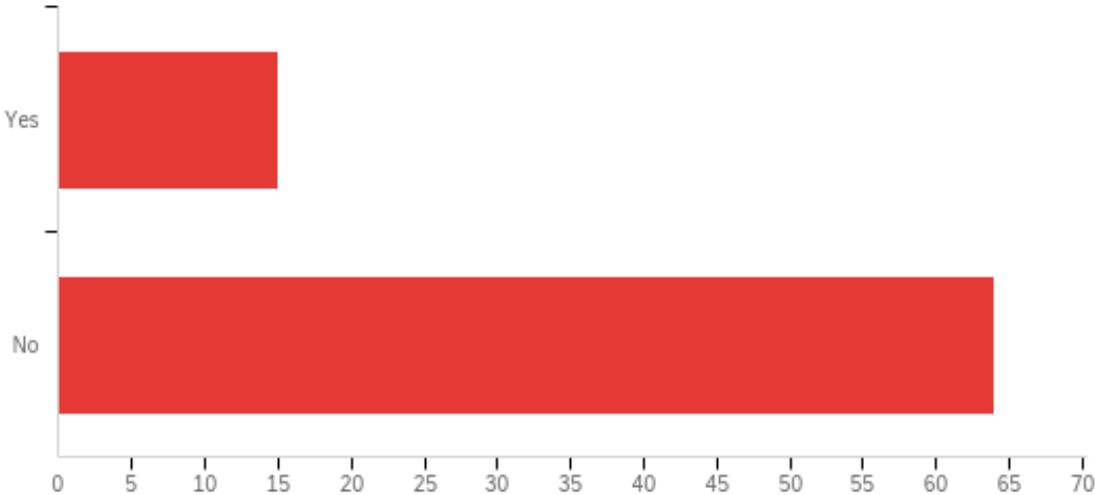
#	Answer	%	Count
1	Associate's Degree	9.09%	2
2	Bachelor's Degree	0.00%	0
3	Master's Degree	22.73%	5
4	Education Specialist (EdS)	0.00%	0
5	Doctor of Education (EdD)	0.00%	0
6	Doctor of Philosophy (PhD)	9.09%	2
7	Doctor of Medicine (MD)	45.45%	10
8	Doctor of Osteopathic Medicine (DO)	0.00%	0
9	Doctor of Physical Therapy (DPT)	0.00%	0
10	Doctor of Pharmacy (PharmD)	9.09%	2
11	Doctor of Law (JD)	0.00%	0
12	Doctor of Nurse Anesthesia Practice (DNAP)	0.00%	0
13	Doctor of Psychology (PsyD)	0.00%	0
14	Doctor of Audiology (AudD)	0.00%	0
15	Doctor of Optometry (OD)	0.00%	0
16	Doctor of Veterinary Medicine (DVM)	0.00%	0
17	Doctor of Musical Arts (DMA)	0.00%	0
18	Other (Please specify)	4.55%	1
	Total	100%	22

### Q28\_18\_TEXT - Other (Please specify)

Other (Please specify) - Text

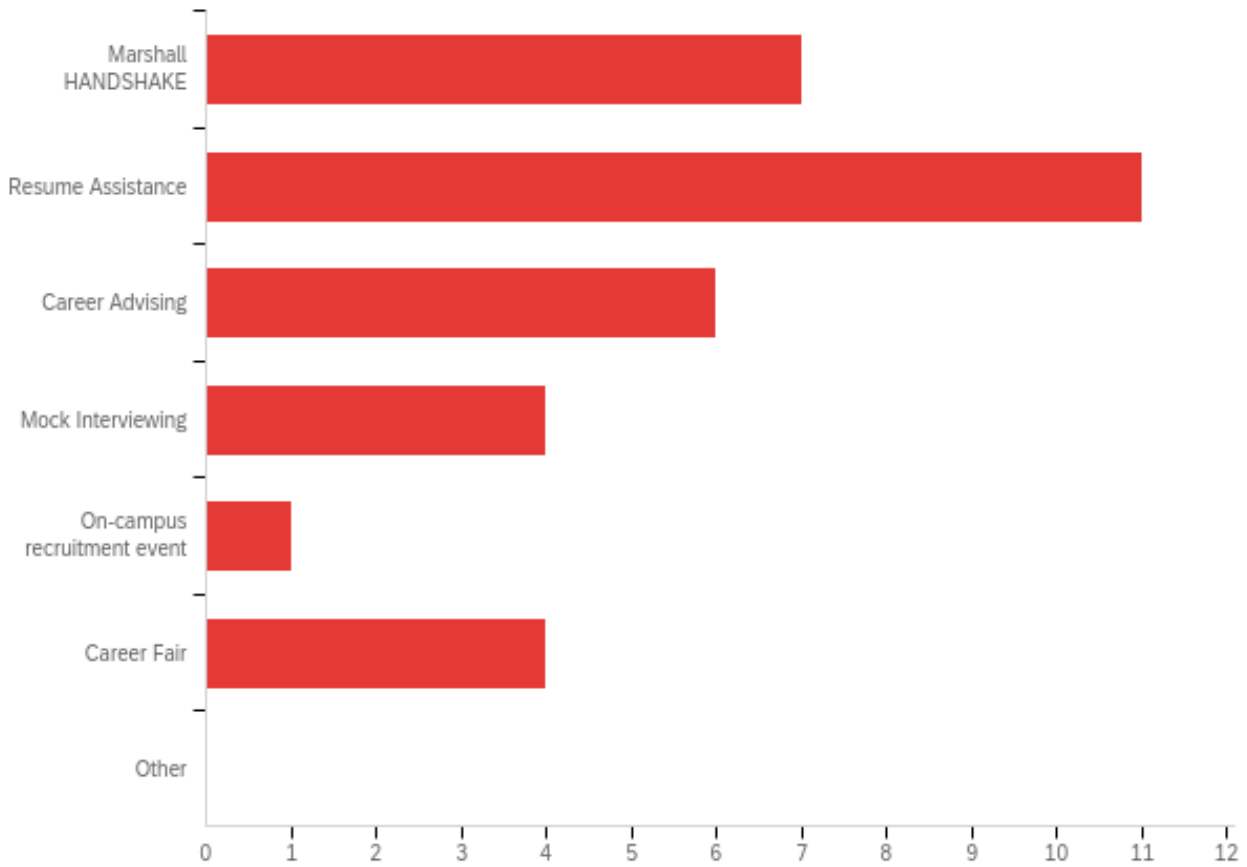
Doctor of Dental Surgery (DDS)

**Q29 - Did you use Career Services to help you with your career plans?**



#	Answer	%	Count
1	Yes	18.99%	15
2	No	81.01%	64
	Total	100%	79

**Q30 - If you answered "yes" to the previous question, please indicate all services used.**



#	Answer	%	Count
1	Marshall HANDSHAKE	21.21%	7
2	Resume Assistance	33.33%	11
3	Career Advising	18.18%	6
4	Mock Interviewing	12.12%	4
5	On-campus recruitment event	3.03%	1
6	Career Fair	12.12%	4
7	Other	0.00%	0
	<b>Total</b>	<b>100%</b>	<b>33</b>