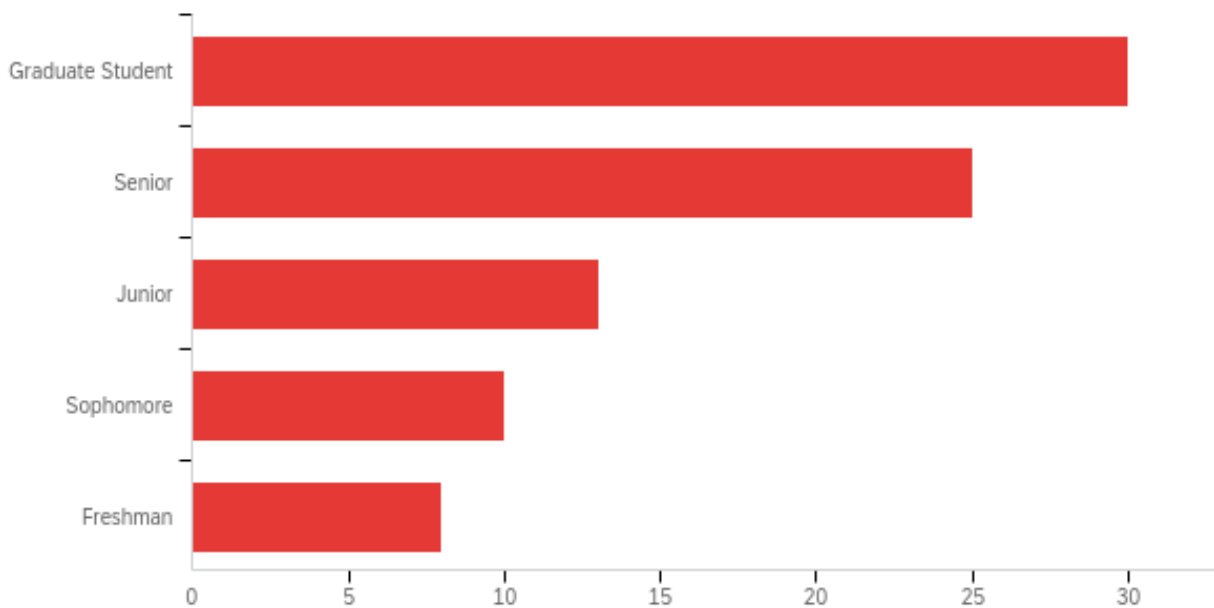




## Office of Career Education Survey Results

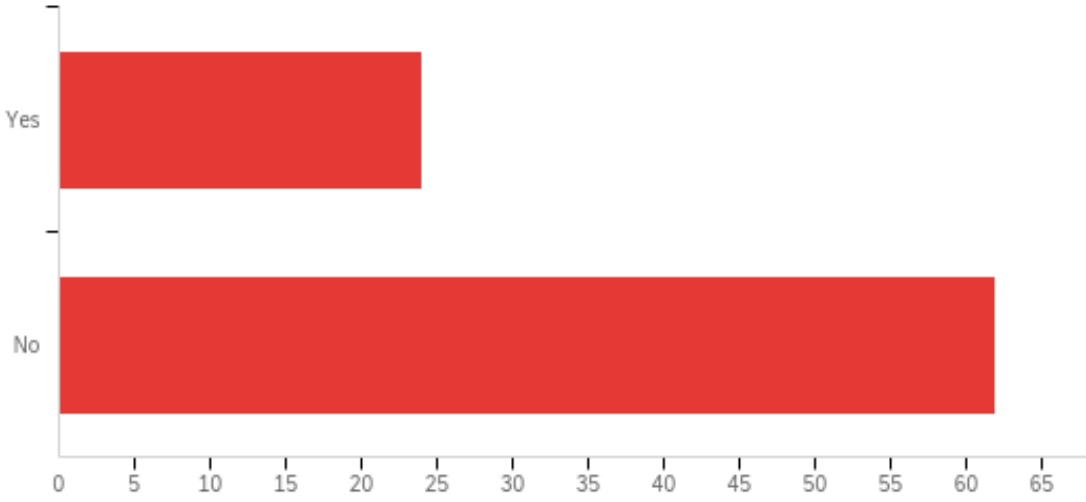
### Assessment Day, 2022

#### Q1 - Current classification



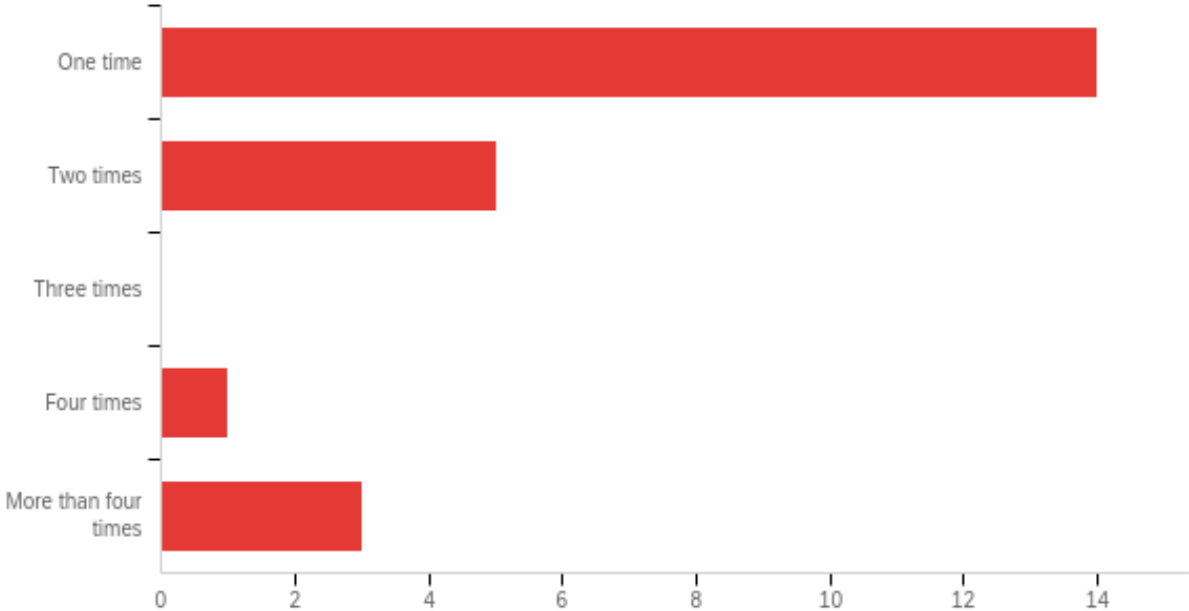
#	Answer	%	Count
1	Graduate Student	34.88%	30
2	Senior	29.07%	25
3	Junior	15.12%	13
4	Sophomore	11.63%	10
5	Freshman	9.30%	8
	Total	100%	86

**Q2 - Have you used the Office of Career Education at Marshall University?**



#	Answer	%	Count
1	Yes	27.91%	24
2	No	72.09%	62
	Total	100%	86

**Q3 - If you have used the Office of Career Education, have many times have you used it so far during the 2021-2022 academic year?**



#	Answer	%	Count
1	One time	60.87%	14
2	Two times	21.74%	5
3	Three times	0.00%	0
4	Four times	4.35%	1
5	More than four times	13.04%	3
	Total	100%	23

**Q4 - How did you find the Office of Career Education? (Check all that apply)**

#	Answer	%	Count
1	During Week of Welcome (WOW)	14.29%	7
2	In my UNI 100 Freshman First Class Course	14.29%	7
3	Someone from Career Education presented in one of my courses	12.24%	6
4	An article in the Parthenon	0.00%	0
6	An advertisement on a Marshall University TV display	2.04%	1
7	A friend	6.12%	3
8	My advisor, faculty member or other University staff member	20.41%	10
9	A personal announcement in MyMU	8.16%	4
10	Facebook	0.00%	0
11	Twitter	0.00%	0
12	Instagram	0.00%	0
13	Orientation	2.04%	1
14	Green and White Day	0.00%	0
16	Website	8.16%	4
17	My RA, RD, or other Housing and Residence Life staff	2.04%	1
18	Other (please specify)	10.20%	5
	Total	100%	49

**Q4\_18\_TEXT - Other (please specify)**

Other (please specify) - Text

saw it on campus

Handshake and co-op prep class

University Communications announcement; Handshake

Career Expo

through EDF 201.

**Q5 - Why have you used the Office of Career Education? Please check all that apply.**

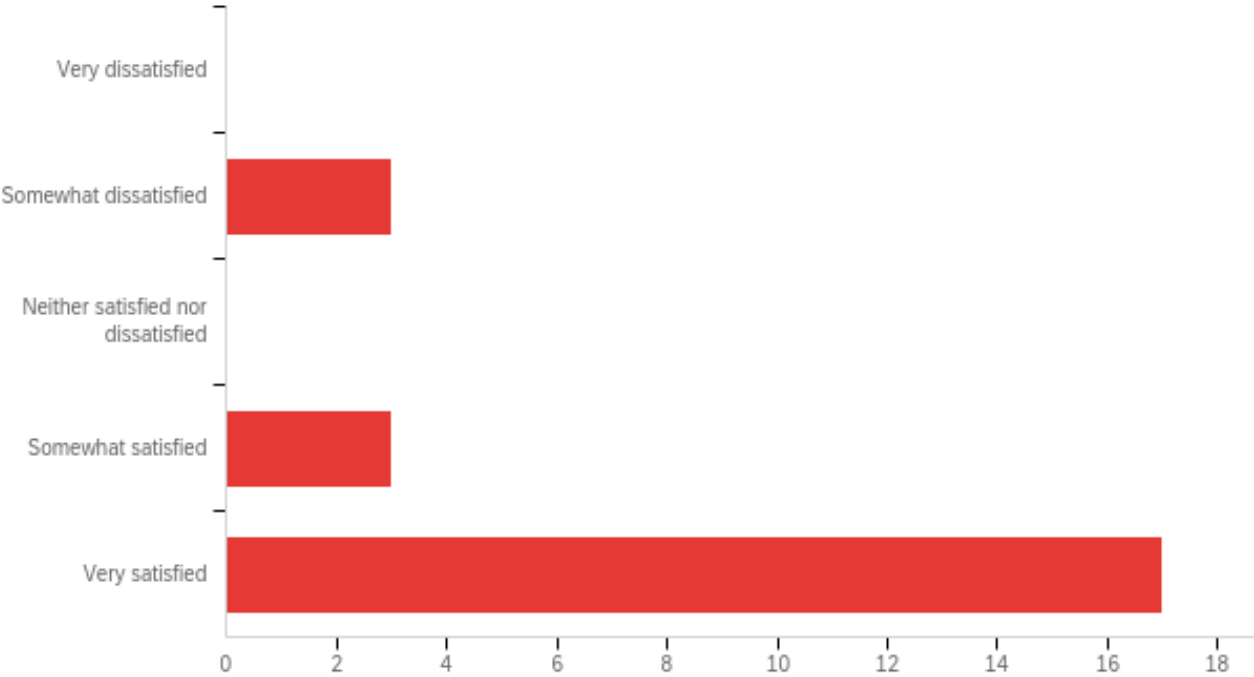
#	Answer	%	Count
1	Career Expo	15.79%	12
2	Class Requirement	11.84%	9
3	Internship search	5.26%	4
4	Job Search (full-time, part-time)	7.89%	6
5	Resume/Cover Letter Review	11.84%	9
6	Career Exploration Experience (Job Shadow/Information Interview/ECHO event)	5.26%	4
7	LinkedIn	1.32%	1
8	Networking discussions and/or events such as mocktails	0.00%	0
9	Focus 2 (took an assessment)	6.58%	5
10	Graduate/Professional School (personal statement preparation)	3.95%	3
11	General questions about services/resources	11.84%	9
12	Parents wanted me to come in	1.32%	1
13	Faculty/Staff member wanted me to come in	1.32%	1
14	Mock Interview	5.26%	4
15	Etiquette Dinner	6.58%	5
16	Educator Expo	0.00%	0
17	JCPenney Suit-Up Event	3.95%	3
	Total	100%	76

**Q6 - Please indicate your level of agreement with each of the statements about the Office of Career Education. A space for comments will be available at the end of the survey.**

#	Field	Minimum	Maximum	Mean	Std Deviation	Variance	Count
1	The staff member listened attentively and worked hard to meet my needs.	2.00	5.00	4.26	0.85	0.71	23
2	I feel staff members are competent, knowledgeable, and positive.	1.00	5.00	4.26	0.94	0.89	23
3	The information I received in my appointment helped me to resolve a problem or situation.	1.00	5.00	4.09	1.21	1.47	23
4	As a result of my meeting with a staff member in the Office of Career Education, I can better articulate my career choices and feel more confident to carry out plans regarding the future.	2.00	5.00	4.26	0.85	0.71	23
5	I feel the overall goals for my visit with the Office of Career Education were met.	2.00	5.00	4.36	0.83	0.69	22

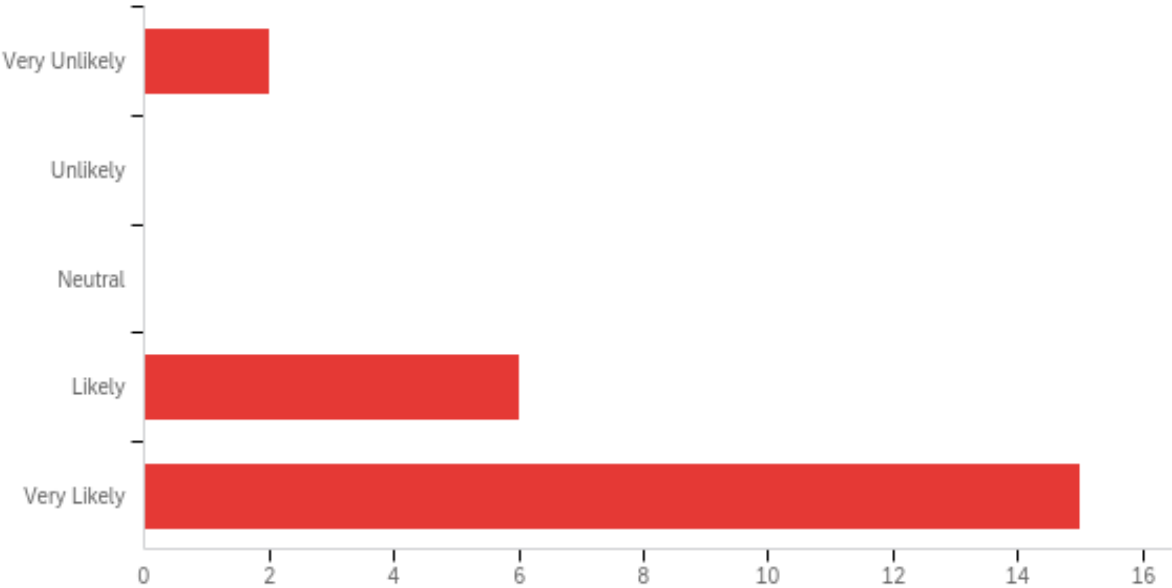
#	Question	Strongly Disagree	Disagree	Neutral	Agree	Strongly Agree	Total
1	The staff member listened attentively and worked hard to meet my needs.	0.00% 0	4.35% 1	13.04% 3	34.78% 8	47.83% 11	23
2	I feel staff members are competent, knowledgeable, and positive.	4.35% 1	0.00% 0	8.70% 2	39.13% 9	47.83% 11	23
3	The information I received in my appointment helped me to resolve a problem or situation.	4.35% 1	13.04% 3	4.35% 1	26.09% 6	52.17% 12	23
4	As a result of my meeting with a staff member in the Office of Career Education, I can better articulate my career choices and feel more confident to carry out plans regarding the future.	0.00% 0	4.35% 1	13.04% 3	34.78% 8	47.83% 11	23
5	I feel the overall goals for my visit with the Office of Career Education were met.	0.00% 0	4.55% 1	9.09% 2	31.82% 7	54.55% 12	22

**Q7 - Please indicate your level of satisfaction with the statement below.**



#	Answer	%	Count
1	Very dissatisfied	0.00%	0
2	Somewhat dissatisfied	13.04%	3
3	Neither satisfied nor dissatisfied	0.00%	0
4	Somewhat satisfied	13.04%	3
5	Very satisfied	73.91%	17
	Total	100%	23

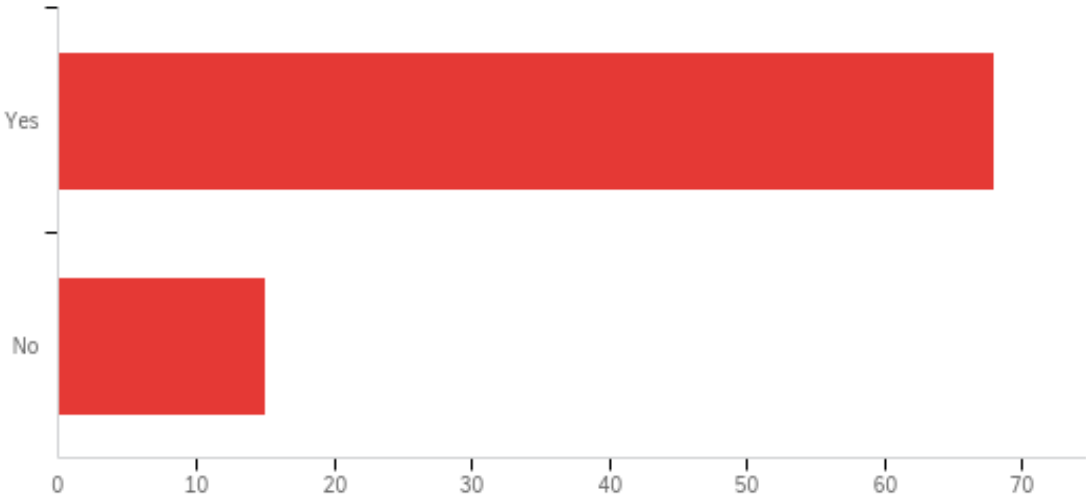
**Q8 - Please indicate your response to the question below.**



#	Answer	%	Count
1	Very Unlikely	8.70%	2
2	Unlikely	0.00%	0
3	Neutral	0.00%	0
4	Likely	26.09%	6
5	Very Likely	65.22%	15
	Total	100%	23

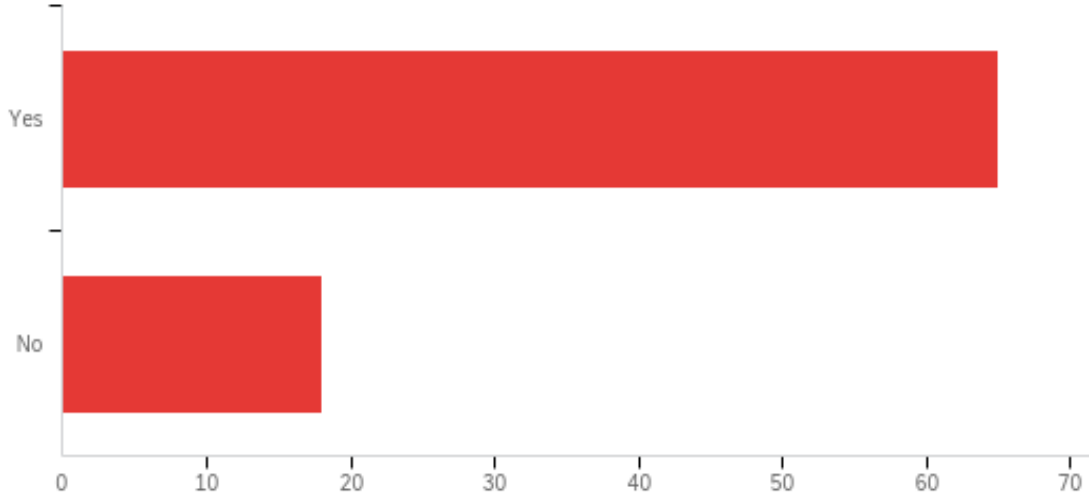


**Q9 - Are you aware that all students and alumni with active Marshall University login credentials have access to a program called Handshake?**



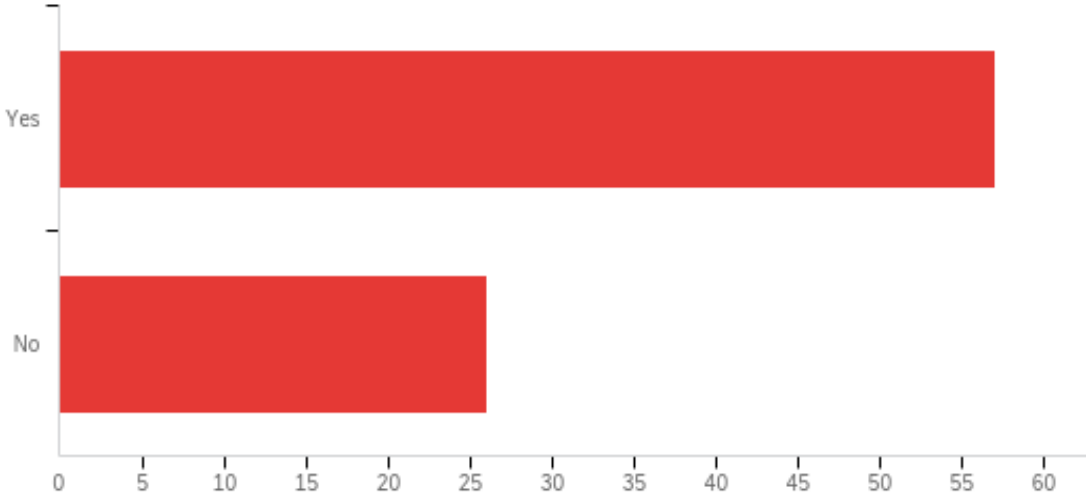
#	Answer	%	Count
1	Yes	81.93%	68
2	No	18.07%	15
	Total	100%	83

**Q10 - Are you aware that Handshake can be used to search for full-time, part-time, seasonal, and volunteer jobs, as well as internships and co-ops, specifically posted for college students and graduates?**



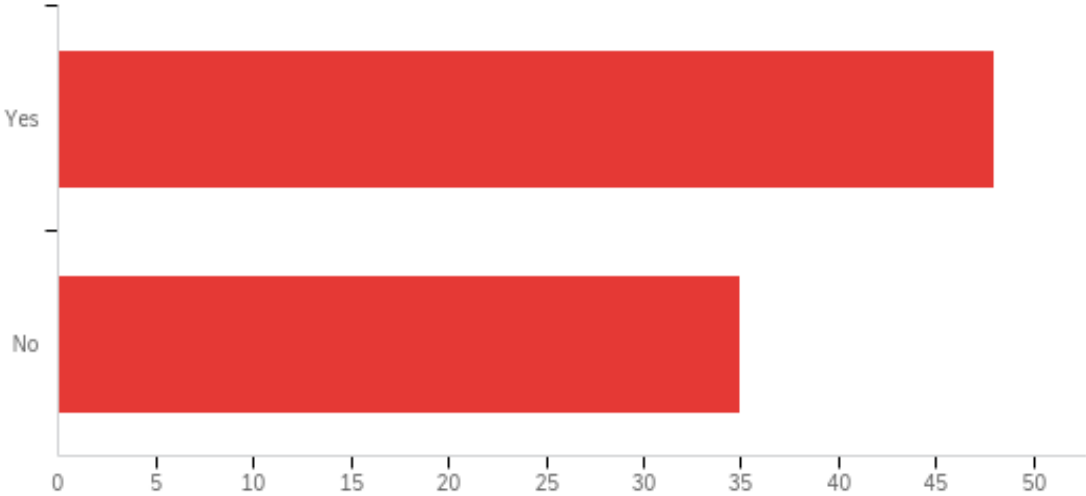
#	Answer	%	Count
1	Yes	78.31%	65
2	No	21.69%	18
	Total	100%	83

**Q11 - Are you aware that Handshake can be used to upload a resume, cover letter, and other job search documents for review and feedback by a professional in the Office of Career Education?**



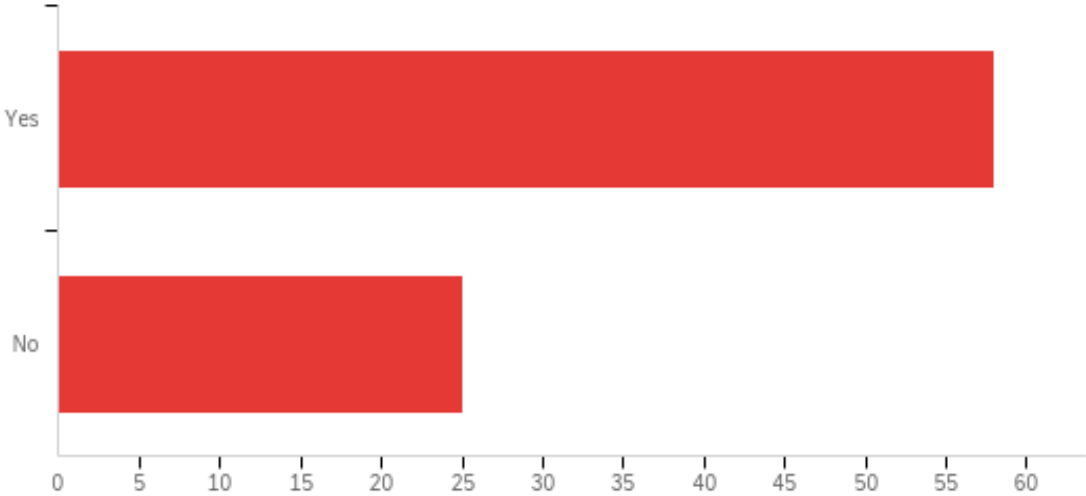
#	Answer	%	Count
1	Yes	68.67%	57
2	No	31.33%	26
	Total	100%	83

**Q12 - Are you aware that you can use Handshake to schedule in-person and/or virtual appointments for a variety of issues related to career exploration and development with professionals in the Office of Career Education?**



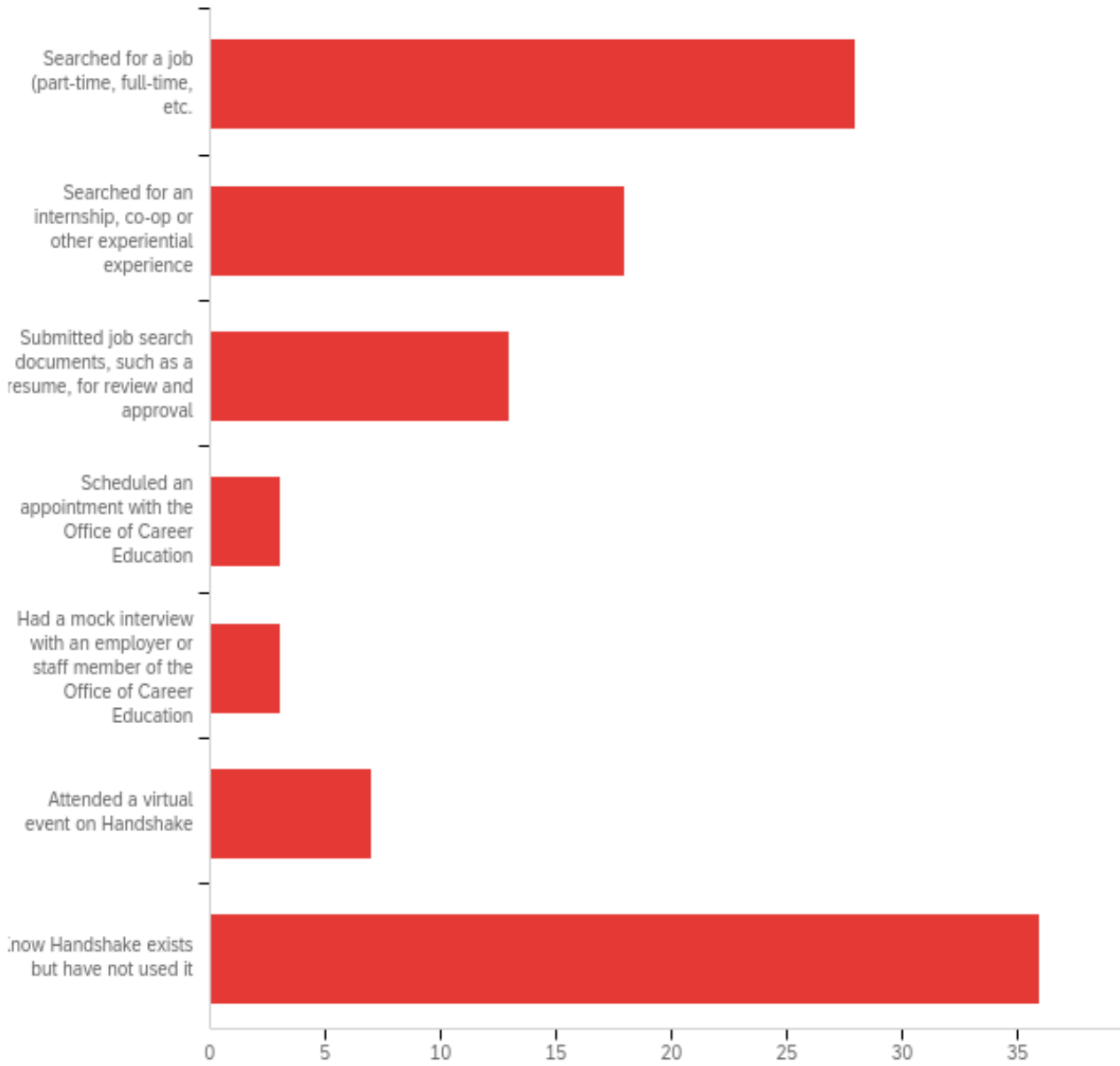
#	Answer	%	Count
1	Yes	57.83%	48
2	No	42.17%	35
	Total	100%	83

**Q13 - Are you aware that by completing your Handshake profile and making it public that employers can reach out to you when searching for applicants that meet their job opening descriptions and requirements?**



#	Answer	%	Count
1	Yes	69.88%	58
2	No	30.12%	25
	Total	100%	83

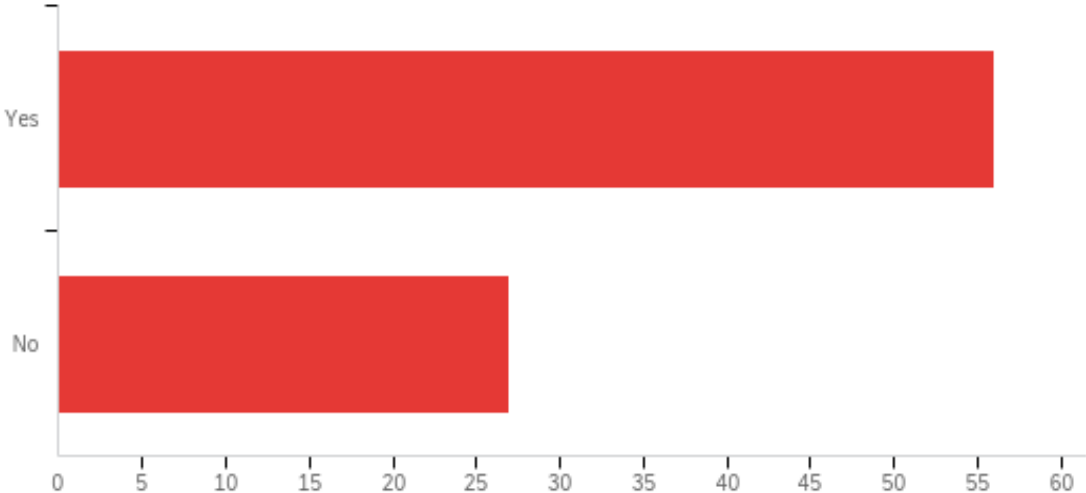
**Q14 - If you are aware of Handshake, in what ways have you interacted with the platform? (check all that apply)**



#	Answer	%	Count
1	Searched for a job (part-time, full-time, etc.)	25.93%	28
2	Searched for an internship, co-op or other experiential experience	16.67%	18
3	Submitted job search documents, such as a resume, for review and approval	12.04%	13
4	Scheduled an appointment with the Office of Career Education	2.78%	3

5	Had a mock interview with an employer or staff member of the Office of Career Education	2.78%	3
6	Attended a virtual event on Handshake	6.48%	7
7	Know Handshake exists but have not used it	33.33%	36
	Total	100%	108

**Q15 - Do you think having an appointment with the Office of Career Education as a required visit before you graduate is important?**



#	Answer	%	Count
1	Yes	67.47%	56
2	No	32.53%	27
	Total	100%	83

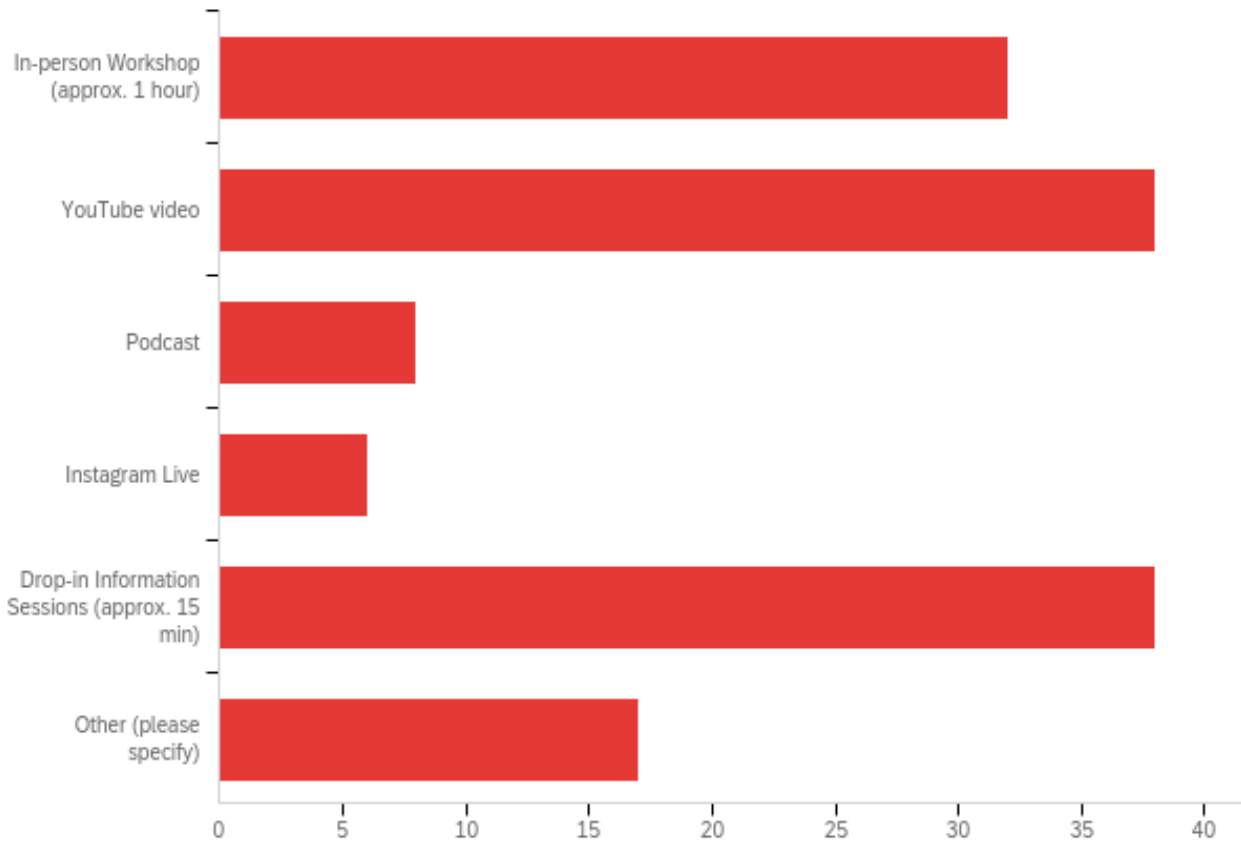


## Q16 - What career-related topics would you like to learn more about in the future?

What career-related topics would you like to learn more about in the future?

All responses were shared with the staff of the Office of Career Education.

## Q17 - What are your preferred methods of getting information? (click all that apply)



#	Answer	%	Count
1	In-person Workshop (approx. 1 hour)	23.02%	32
2	YouTube video	27.34%	38
3	Podcast	5.76%	8
4	Instagram Live	4.32%	6
5	Drop-in Information Sessions (approx. 15 min)	27.34%	38

6	Other (please specify)	12.23%	17
	Total	100%	139

Q17\_6\_TEXT - Other (please specify)

Other (please specify) - Text

Career expo's

emails

Email

Email

informational brochures

Teams meeting

Email

Email/Instagram post so that information can be referred to over time.

Articles

In emails or recorded meetings

Email

Email

Email

Email

email

E-mails

Written documentation, notes, etc.