



**Marshall University Graduation Survey Report  
Regents' Bachelor of Arts  
Academic Year 2021 – 2022**

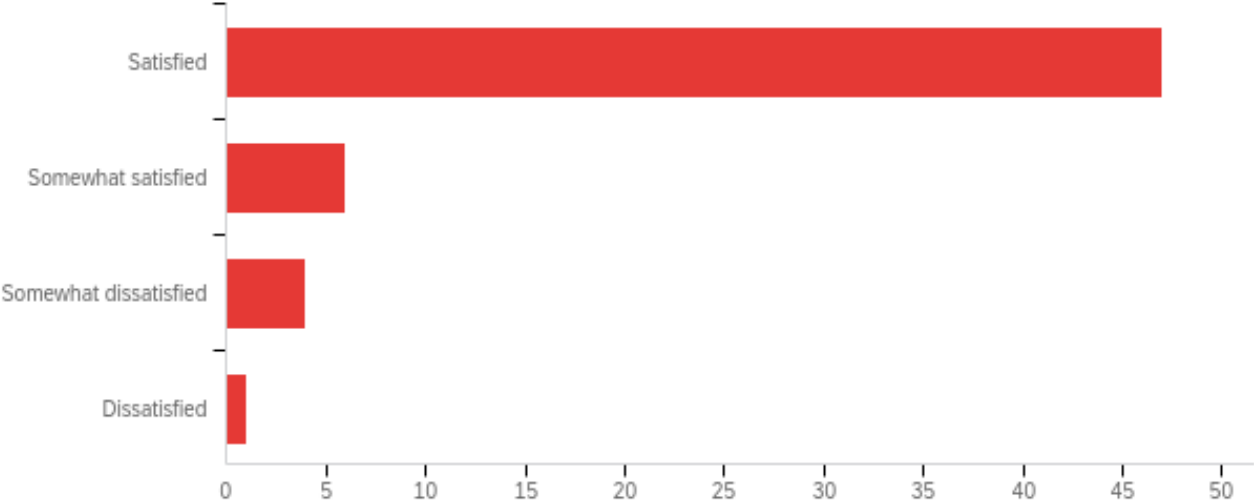
**Q1 - After entering the RBA program, did you finish your coursework**

#	Answer	%	Count
1	Online	74.32%	55
2	in face-to-face classes	2.70%	2
3	in a combination of the above	20.27%	15
4	in neither-I was able to graduate without taking any more classes.	2.70%	2
	Total	100%	74

**Q2 - Please indicate your level of satisfaction with these elements of your experience in the RBA program.**

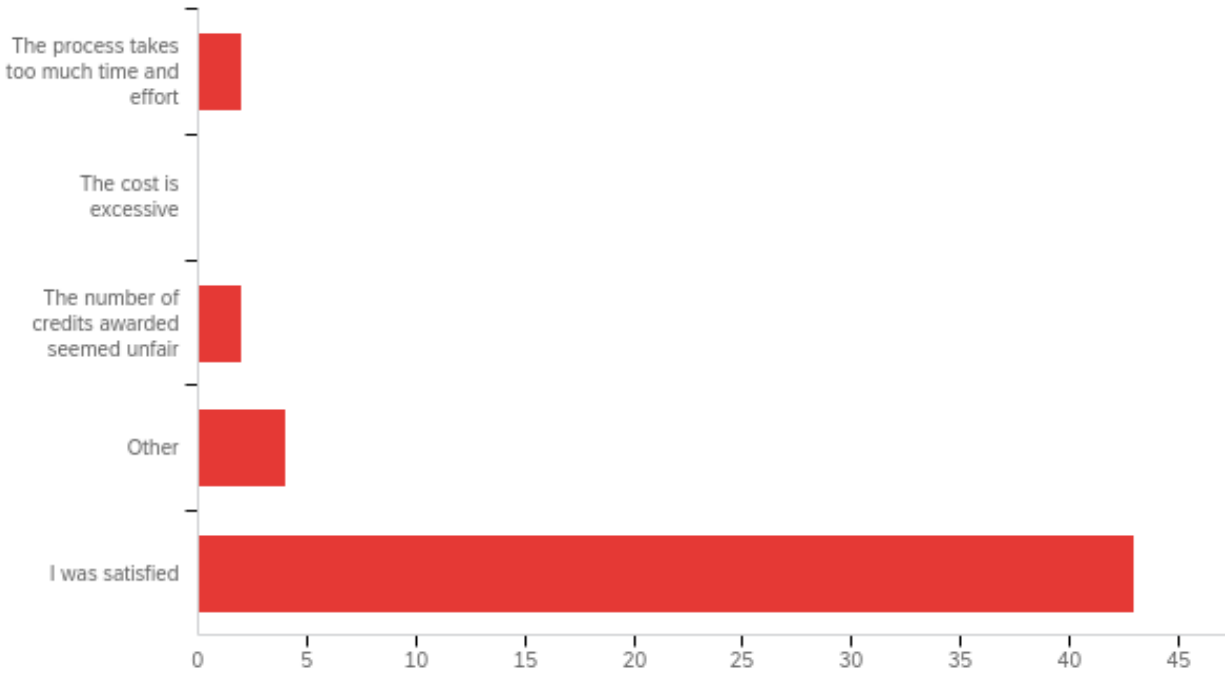
#	Question	Satisfied		Neutral		Dissatisfied		Total
1	Learning Experiences in your online courses	92.31%	72	7.69%	6	0.00%	0	78
2	Learning Experiences in your face-to-face classes	63.24%	43	33.82%	23	2.94%	2	68
3	Earning credits through portfolios or other college equivalent credits (if applicable)	61.76%	42	30.88%	21	7.35%	5	68

**Q3 - If you earned credits through portfolios or other college equivalent credits, how satisfied were you with the process?**



#	Answer	%	Count
1	Satisfied	81.03%	47
2	Somewhat satisfied	10.34%	6
3	Somewhat dissatisfied	6.90%	4
4	Dissatisfied	1.72%	1
	Total	100%	58

**Q4 - If you were dissatisfied with the portfolio and college equivalent credit process, why were you dissatisfied?**



#	Answer	%	Count
1	The process takes too much time and effort	3.92%	2
2	The cost is excessive	0.00%	0
3	The number of credits awarded seemed unfair	3.92%	2
4	Other	7.84%	4
5	I was satisfied	84.31%	43
	Total	100%	51

**Q6\_4\_TEXT - Other**

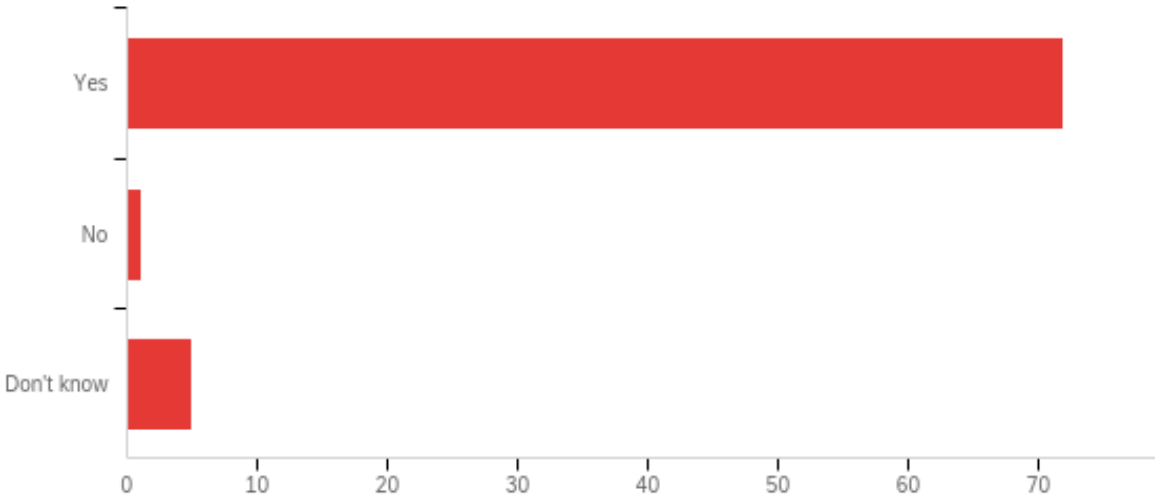
Other - Text

I'm not sure I actually did this

The process to complete this was not explained well and took many follow attempt to get clarity.

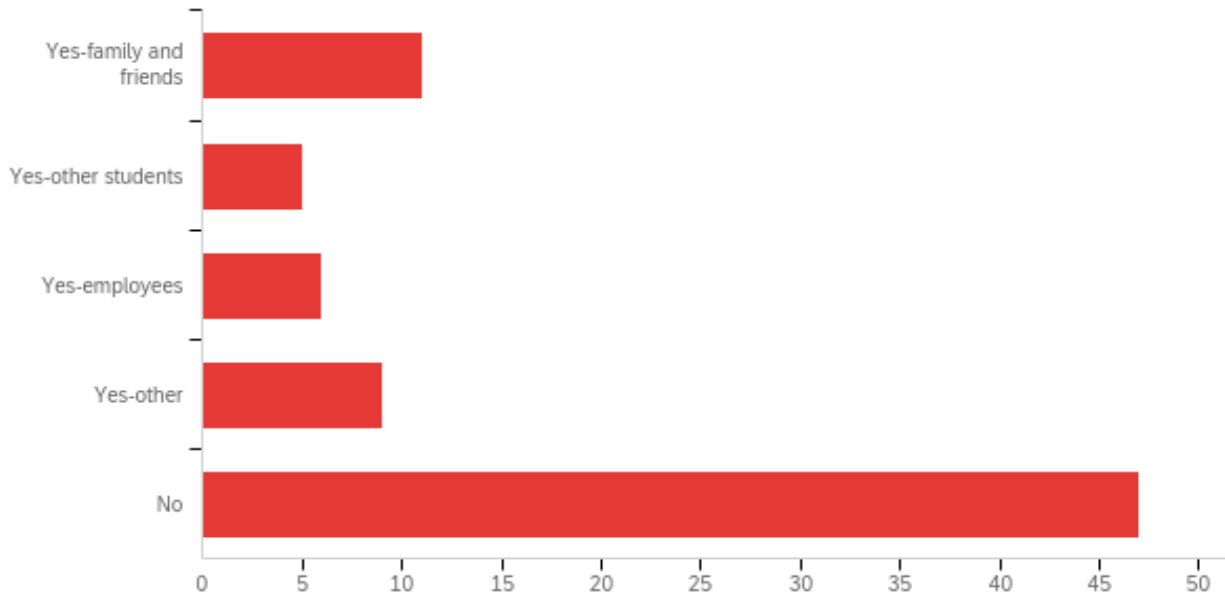
my previous advisor strongly discouraged me to even attempt the process as she made it out to be not worth the credits and told me classes would be easier than composing a portfolio then delivered no further help on the topic when I asked

**Q5 - After completing the RBA, do you feel you have learned as much - and are as well educated - as other Marshall University graduates?**



#	Answer	%	Count
1	Yes	92.31%	72
2	No	1.28%	1
3	Don't know	6.41%	5
	Total	100%	78

## Q6 - Has anyone ever questioned the value of your RBA degree?



#	Answer	%	Count
1	Yes-family and friends	14.10%	11
2	Yes-other students	6.41%	5
3	Yes-employees	7.69%	6
4	Yes-other	11.54%	9
5	No	60.26%	47
	Total	100%	78

### Q6\_4\_TEXT - Yes-other

Yes-other - Text

Myself

everyone who asks what my major is

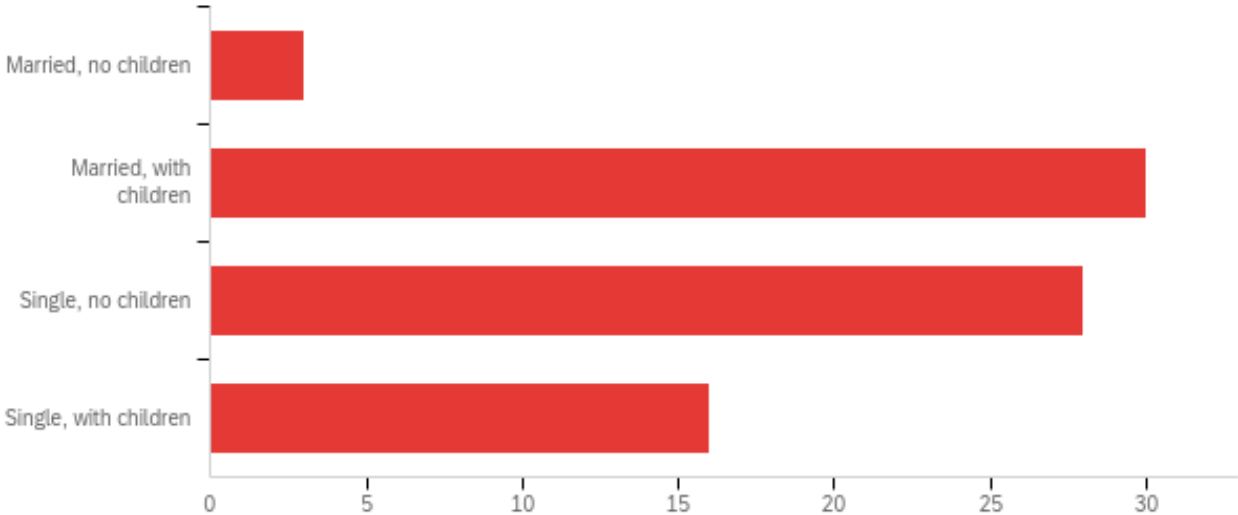
Employers

All of the above

Future employers

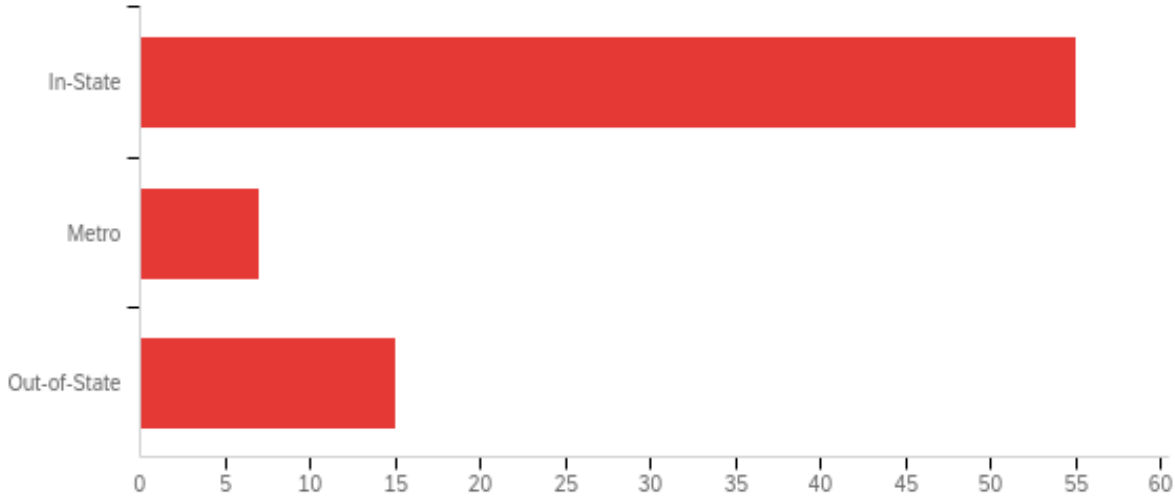
I fear that this is a conversation that will come up until I get my masters but it has yet to come up

# Q7 - Family Status



#	Answer	%	Count
1	Married, no children	3.90%	3
2	Married, with children	38.96%	30
3	Single, no children	36.36%	28
4	Single, with children	20.78%	16
	Total	100%	77

**Q8 - Residence at time of admission**



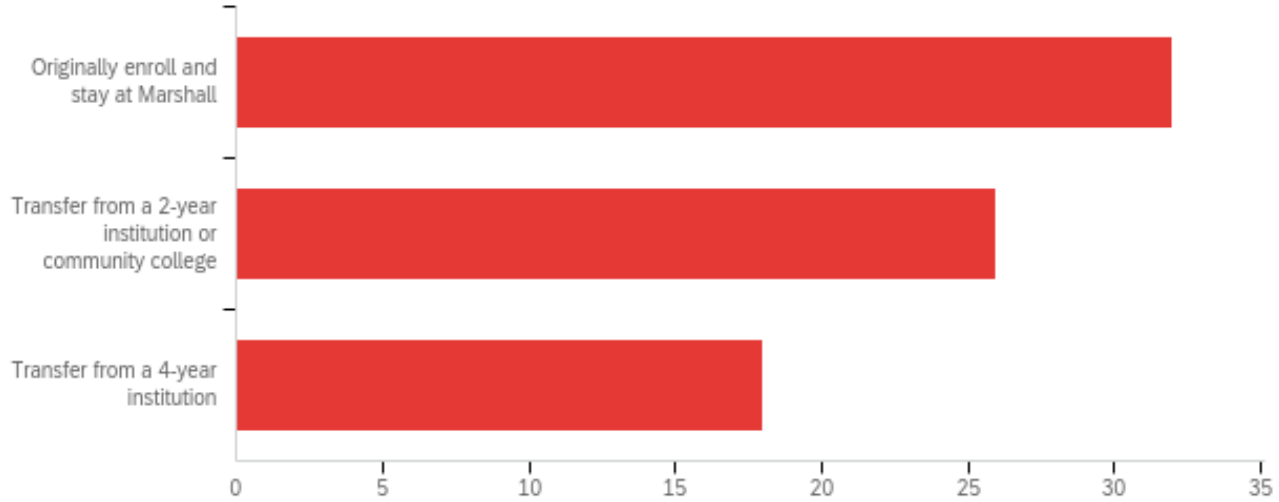
#	Answer	%	Count
1	In-State	71.43%	55
2	Metro	9.09%	7
3	Out-of-State	19.48%	15
	Total	100%	77

**Q9 - Number of semesters enrolled to compete your degree (Note: One semester is equal to fall, spring, or summer, resulting in the potential of three semesters in one year).**

#	Answer	%	Count
1	Fewer than 8 semesters	61.84%	47
2	8 semesters	6.58%	5
3	9 semesters	6.58%	5
4	10 semesters	3.95%	3
5	11 semesters	0.00%	0
6	12 semesters	6.58%	5
7	13 semesters	3.95%	3
8	14 semesters	0.00%	0
9	15 semesters	1.32%	1
10	16 semesters	0.00%	0
11	17 semesters	2.63%	2
12	18 semesters	0.00%	0
13	19 semesters	0.00%	0
14	20 semesters	1.32%	1
15	More than 20 semesters	5.26%	4
	Total	100%	76

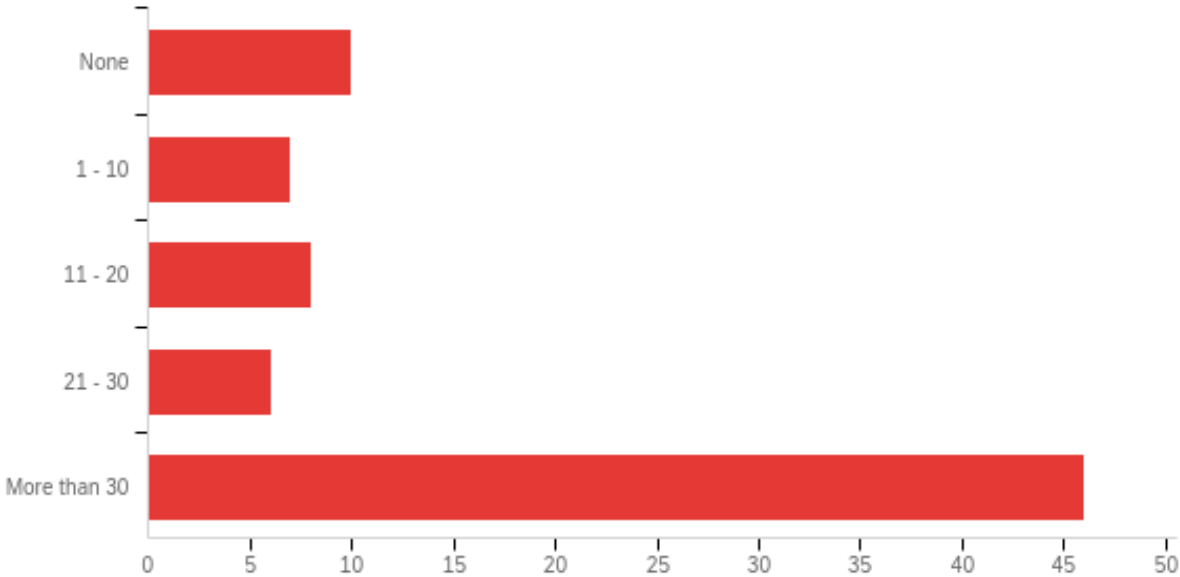


**Q10 - While pursuing your degree, did you**



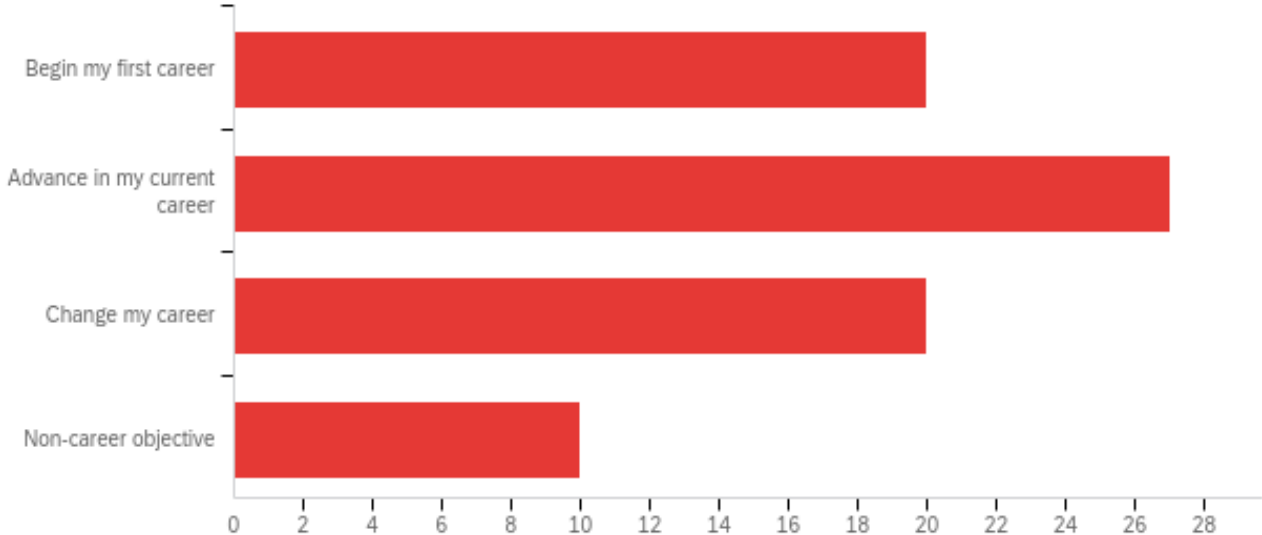
#	Answer	%	Count
1	Originally enroll and stay at Marshall	42.11%	32
2	Transfer from a 2-year institution or community college	34.21%	26
3	Transfer from a 4-year institution	23.68%	18
	Total	100%	76

**Q11 - During the last year of your studies, how many hours a week did you work while attending classes?**



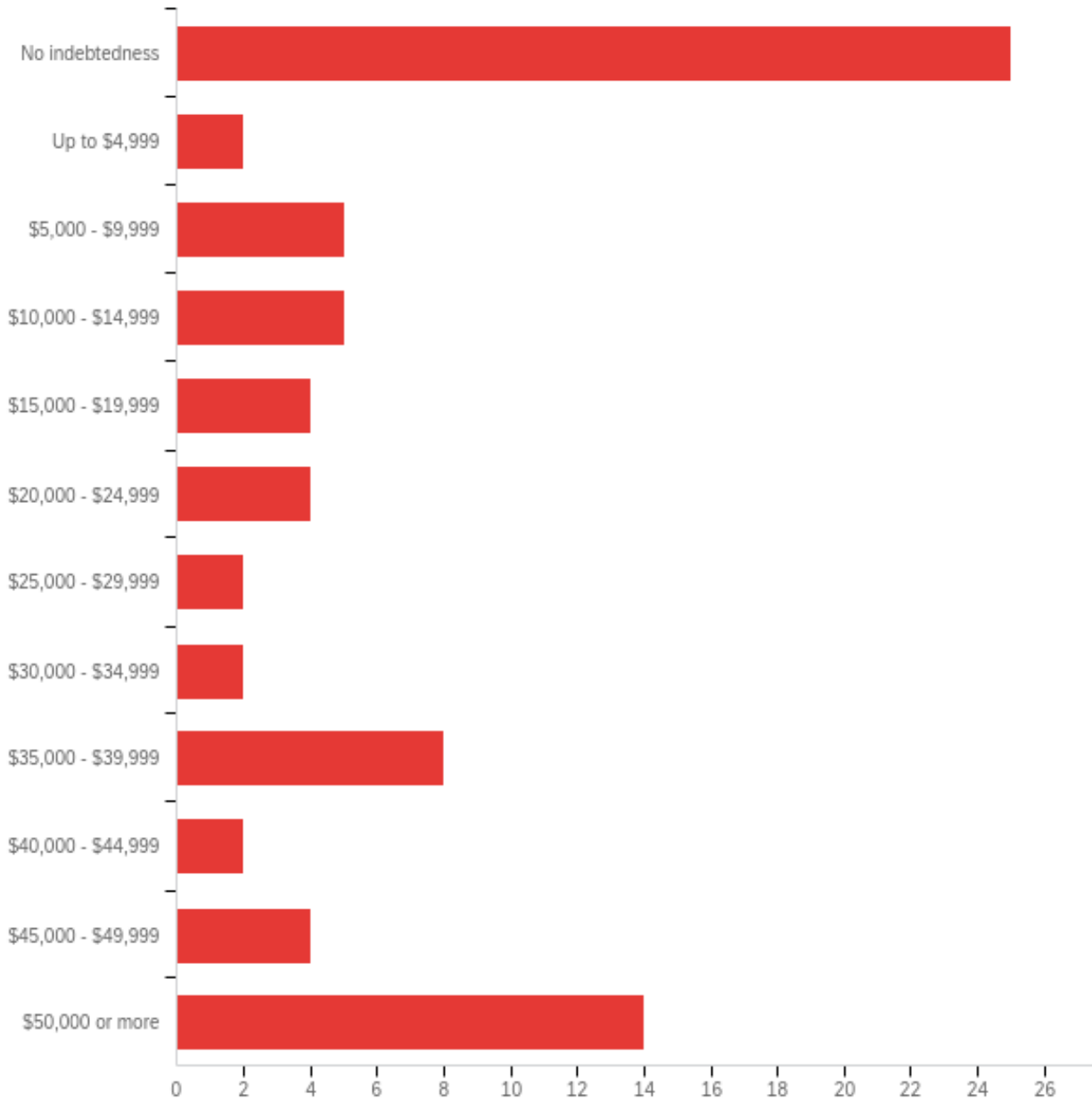
#	Answer	%	Count
1	None	12.99%	10
2	1 - 10	9.09%	7
3	11 - 20	10.39%	8
4	21 - 30	7.79%	6
5	More than 30	59.74%	46
	Total	100%	77

**Q12 - Which of the following best describes your educational objective while attending Marshall University?**



#	Answer	%	Count
1	Begin my first career	25.97%	20
2	Advance in my current career	35.06%	27
3	Change my career	25.97%	20
4	Non-career objective	12.99%	10
	Total	100%	77

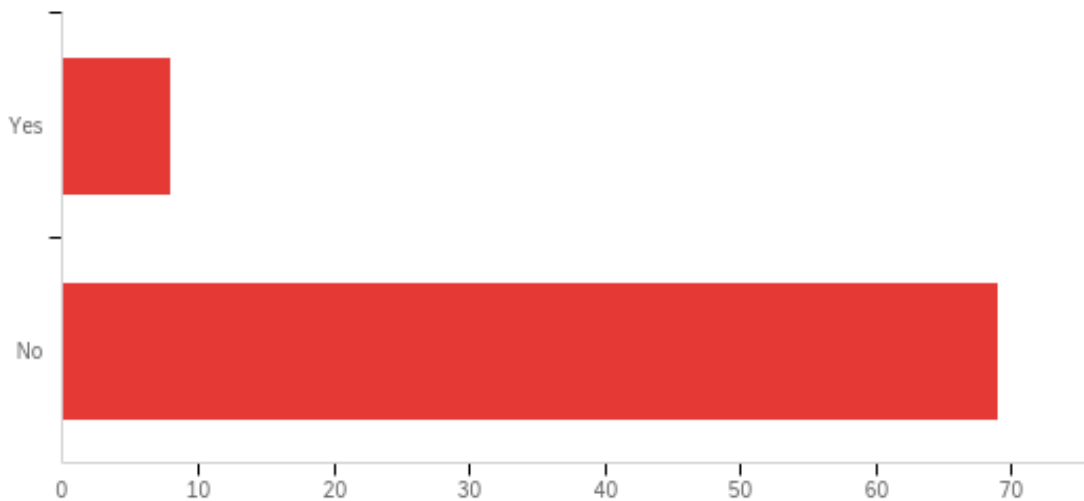
**Q13 - Upon graduation, what was the dollar amount of your educational loan indebtedness?**



#	Answer	%	Count
1	No indebtedness	32.47%	25
2	Up to \$4,999	2.60%	2
3	\$5,000 - \$9,999	6.49%	5
4	\$10,000 - \$14,999	6.49%	5
5	\$15,000 - \$19,999	5.19%	4

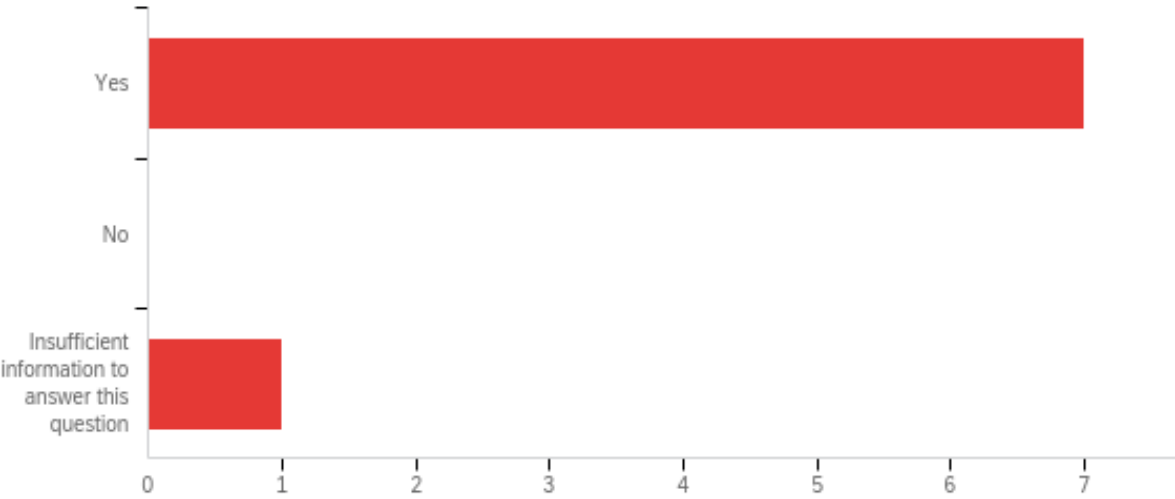
6	\$20,000 - \$24,999	5.19%	4
7	\$25,000 - \$29,999	2.60%	2
8	\$30,000 - \$34,999	2.60%	2
9	\$35,000 - \$39,999	10.39%	8
10	\$40,000 - \$44,999	2.60%	2
11	\$45,000 - \$49,999	5.19%	4
12	\$50,000 or more	18.18%	14
	Total	100%	77

**Q14 - Did you take part in an internship, practicum or other structured work experience related to your major and anticipated career?**



#	Answer	%	Count
1	Yes	10.39%	8
2	No	89.61%	69
	Total	100%	77

**Q15 - If you answered yes to the previous question, did that experience increase your ability to secure employment or employment offers?**



#	Answer	%	Count
1	Yes	87.50%	7
2	No	0.00%	0
3	Insufficient information to answer this question	12.50%	1
	Total	100%	8

## Q16 - While pursuing my degree at Marshall University

#	Question	Agree		Neutral		Disagree		Total
1	I developed the ability to write effectively.	82.89%	63	14.47%	11	2.63%	2	76
2	I used numerical information to explore real world problems.	76.32%	58	21.05%	16	2.63%	2	76
3	I learned to find scholarly information, to evaluate it critically and to use it effectively.	90.67%	68	8.00%	6	1.33%	1	75
4	I gained expertise in the use of technology important in my major field.	76.00%	57	18.67%	14	5.33%	4	75
5	I acquired sufficient skills and knowledge to prepare for career-related positions.	86.67%	65	10.67%	8	2.67%	2	75
6	I developed the ability to express myself effectively through speaking.	75.68%	56	17.57%	13	6.76%	5	74
7	I developed multicultural and global perspectives.	76.00%	57	20.00%	15	4.00%	3	75
8	Writing intensive courses helped me to improve my writing skills.	81.33%	61	17.33%	13	1.33%	1	75
9	My classes challenged me to analyze and evaluate issues and to solve real-world problems in a manner that is ethical and supportive of our civic well-being.	89.19%	66	8.11%	6	2.70%	2	74
10	My capstone course challenged me to do my best work.	37.68%	26	62.32%	43	0.00%	0	69
11	I learned to examine issues from multiple perspectives.	85.33%	64	12.00%	9	2.67%	2	75
12	I learned to use what I know to solve novel problems.	81.33%	61	17.33%	13	1.33%	1	75
13	I learned to analyze my own values and to examine other viewpoints and credible evidence.	90.67%	68	8.00%	6	1.33%	1	75
14	I determined how to improve my own learning and to engage in lifelong learning.	93.33%	70	6.67%	5	0.00%	0	75
15	I used knowledge from more than one area of study to explore issues or to solve problems.	94.67%	71	5.33%	4	0.00%	0	75
16	Writing Intensive courses enhanced my learning experience.	75.68%	56	18.92%	14	5.41%	4	74

**Q17 - Now that I have completed my degree,**

#	Question	Agree		Neutral		Disagree		Total
1	I feel adequately prepared for a career and/or graduate or professional study in my major field.	86.67%	65	10.67%	8	2.67%	2	75
2	I believe that Marshall University's program in my major field is of high quality.	82.89%	63	15.79%	12	1.32%	1	76
3	I would recommend to others that they study the same program at Marshall.	89.47%	68	9.21%	7	1.32%	1	76
4	I would recommend Marshall to prospective students.	88.00%	66	9.33%	7	2.67%	2	75

**Q18 - Please rate your level of satisfaction with the quality of the following at Marshall:**

#	Question	Satisfied		Neutral		Dissatisfied		Total
1	Teaching	82.89%	63	15.79%	12	1.32%	1	76
2	Advising	75.00%	57	17.11%	13	7.89%	6	76
3	Academic Support Services	69.74%	53	26.32%	20	3.95%	3	76
4	Classroom/Lab Facilities	61.11%	44	38.89%	28	0.00%	0	72



**Q19 - Which of the following will BEST describe your status after graduation? Please select only ONE of the following categories.**

#	Answer	%	Count
1	Employed full time (on average 30 hours or more per week).	53.95%	41
2	Employed part time (on average fewer than 30 hours per week)	3.95%	3
3	Participating in a volunteer or service program (e.g., Peace Corps, AmeriCorps, City Year, etc.)	2.63%	2
4	Serving in the United States Military	0.00%	0
5	Enrolled in further education	14.47%	11
6	Seeking employment	17.11%	13
7	Planning to continue education but not yet enrolled	5.26%	4
8	Not seeking employment or continuing education at this time.	2.63%	2
	Total	100%	76

**Q20 - Please provide the name of your employer AND your employer's location (e.g., city, state or country if outside the United States).**

Please provide the name of your employer AND your employer's location (e.g., city, state or country if outside the United States).

---

Kentucky Power Company

---

Southwestern Community Action Council

---

Montgomery County Police Department Rockville, MD

---

Cabela's 200 Cross Terrace Blvd, Charleston WV, 25309

---

Doublecheck Solutions, Pentagon Federal Credit Union

---

Performance Automotive Cincinnati Ohio

---

Marshall Child Development Academy

---

Sysco Foods LLC Houston Texas Headquarters

---

Kanawha county Board Of Education, Charleston WV

---

First Energy Corp. Fairmont WV

---

Craftmasters Lenoir, NC

---

Greene Ketchum Bailey & Tweel LLP

---

Chesapeake Schools Chesapeake, OH

---

Fabcare Huntington wV 25701

---

Boone County Ambulance Authority Racine, WV

---

Epicenter

---

grubhub

---

Thomas Health - South Charleston, WV

---

Cabell Huntington Hospital

---

FamilyCare St. Albans, WV - Plan to move to another job

---

AssuredCare

---

US Army, Kingwood, WV

---

This cannot be published so I cannot disclose. Government Agency

---

Cabell Huntington Hospital, Huntington, WV

---

Cabell county board of education

---

Best Buy Ann Arbor, Michigan

Cornerstone Answering Service Teays Valley, WV

---

Holzer Health System, Gallipolis, Ohio

---

Central PA Transit Authority, Gettysburg PA

---

Select specialty hospital charleston wv

---

Amazon Shipping and Delivery Support

---

Red Lobster, Huntington, WV & Marshall University, Huntington, WV

---

Total Quality Logistics, San Antonio, TX

---

Hopewell Health Centers 112 East Memorial Drive Pomeroy, Oh 45769

---

Kanawha County Schools Charleston West Virginia

---

City of Middletown Ohio

---

Marshall University Huntington WV

---

Ascendant Los Angeles, California

---

**Q21 - If employed, please provide your job title.**

If employed, please provide your job title.

---

Customer Services Supervisor

---

Teacher/On-Site Supervisor

---

police officer

---

Firearms Specialist

---

Vice President Platform and Product Delivery

---

Deal Poster

---

assistant teacher

---

Currently Customer Success Manager formerly Director of Contract Sales

---

Financial Secretary

---

Customer Accounting Associate

---

Seamstress

---

Paralegal

---

Educational Aide

---

Lead teacher

---

Mobile Critical Care Paramedic / Training Captain

---

Tattoo Artist

---

delivery driver

---

Director of Marketing and Public Relations

---

340 Analyst

---

Patient Services

---

Pharmacy Tech

---

Search and Rescue Instructor

---

Interface Engineer

---

Teachers aide

---

Product Flow/Inventory Specialist

---

Operations Manager

---

Director of Ambulatory Operations

---

Site Operations Manager

---

HIM/ credentialing manager

---

Customer Service Associate

---

Manager; Graduate Assistant

---

Logistics Coordinator

---

Case Manager

---

Substitute Teacher

---

Police officer

---

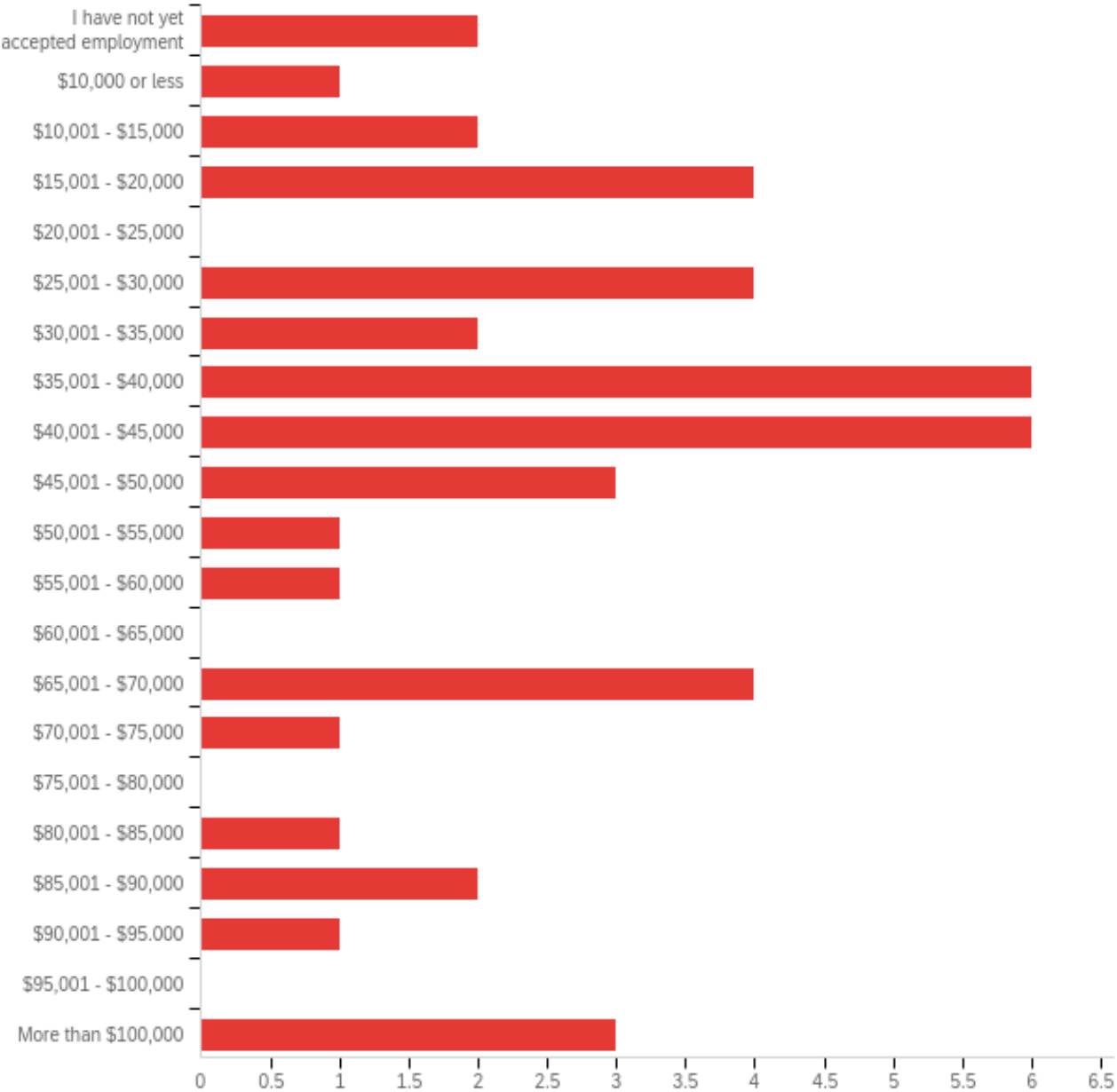
Business Manager

---

Vice President, Business Development

---

**Q22 - If employed, what is your annual base salary in U. S. dollars? (Please choose the appropriate range).**



#	Answer	%	Count
1	I have not yet accepted employment	4.55%	2
2	\$10,000 or less	2.27%	1
3	\$10,001 - \$15,000	4.55%	2
4	\$15,001 - \$20,000	9.09%	4
5	\$20,001 - \$25,000	0.00%	0

6	\$25,001 - \$30,000	9.09%	4
7	\$30,001 - \$35,000	4.55%	2
8	\$35,001 - \$40,000	13.64%	6
9	\$40,001 - \$45,000	13.64%	6
10	\$45,001 - \$50,000	6.82%	3
11	\$50,001 - \$55,000	2.27%	1
12	\$55,001 - \$60,000	2.27%	1
13	\$60,001 - \$65,000	0.00%	0
14	\$65,001 - \$70,000	9.09%	4
15	\$70,001 - \$75,000	2.27%	1
16	\$75,001 - \$80,000	0.00%	0
17	\$80,001 - \$85,000	2.27%	1
18	\$85,001 - \$90,000	4.55%	2
19	\$90,001 - \$95,000	2.27%	1
20	\$95,001 - \$100,000	0.00%	0
21	More than \$100,000	6.82%	3
	Total	100%	44

**Q23 - Guaranteed first-year bonus amount in U. S. dollars, if you are receiving one.**

Guaranteed first-year bonus amount in U. S. dollars, if you are receiving one.

I have been employed with my current employer for 15 years. My annual bonus potential is \$10,000

0

1250

0

50,000

**Q24 - Please provide the name of the service organization as well as assignment city and state (or country if outside the U. S.).**

Please provide the name of the service organization as well as assignment city and state (or country if outside the U. S.).

---

Lifebridge Americorps Charleston, WV

---

AmeriCorps LifeBridge Serving at United Way of Central WV Charleston, WV

**Q25 - What is your role or title within the Service Organization?**

What is your role or title within the Service Organization?

---

Economic opportunity

---

Financial Literacy Coordinator / Community Impact Specialist

**Q26 - Please choose your military service branch and provide your rank in the text box next to the service branch you select.**

**There were no responses to this item.**

**Q27 - Please provide the name of the higher education institution and location (city, state, country [if outside U.S.]) you plan to attend.**

Please provide the name of the higher education institution and location (city, state, country [if outside U.S.]) you plan to attend.

---

Jacksonville State University Jacksonville, AL

---

Marshall University

---

na

---

Marshall university school of pharmacy , Huntington West Virginia

---

no thank you

---

Marshall University Graduate College

---

Marshall University

---

Marshall School of Pharmacy

---

Marshall University School of Pharmacy

---

Marshall University

**Q28 - What program of study will you pursue?**

What program of study will you pursue?

---

Emergency Management

---

Master in Public Health

---

MBA

---

Pharmacy

---

no thank you

---

Early Childhood

---

Counseling

---

Pharmacy

---

Pharmacy

---

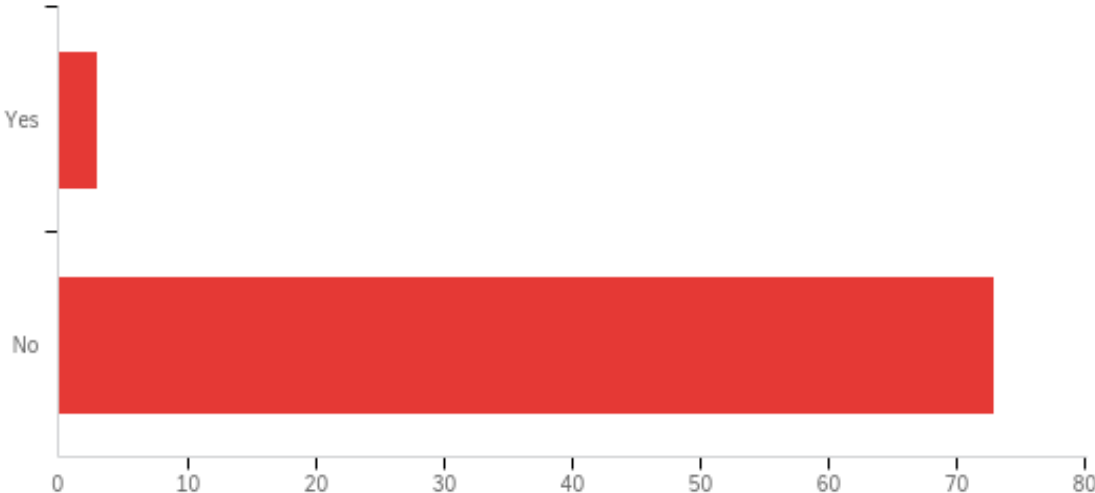
Pharmacy School



**Q29 - What degree will you pursue at this institution?**

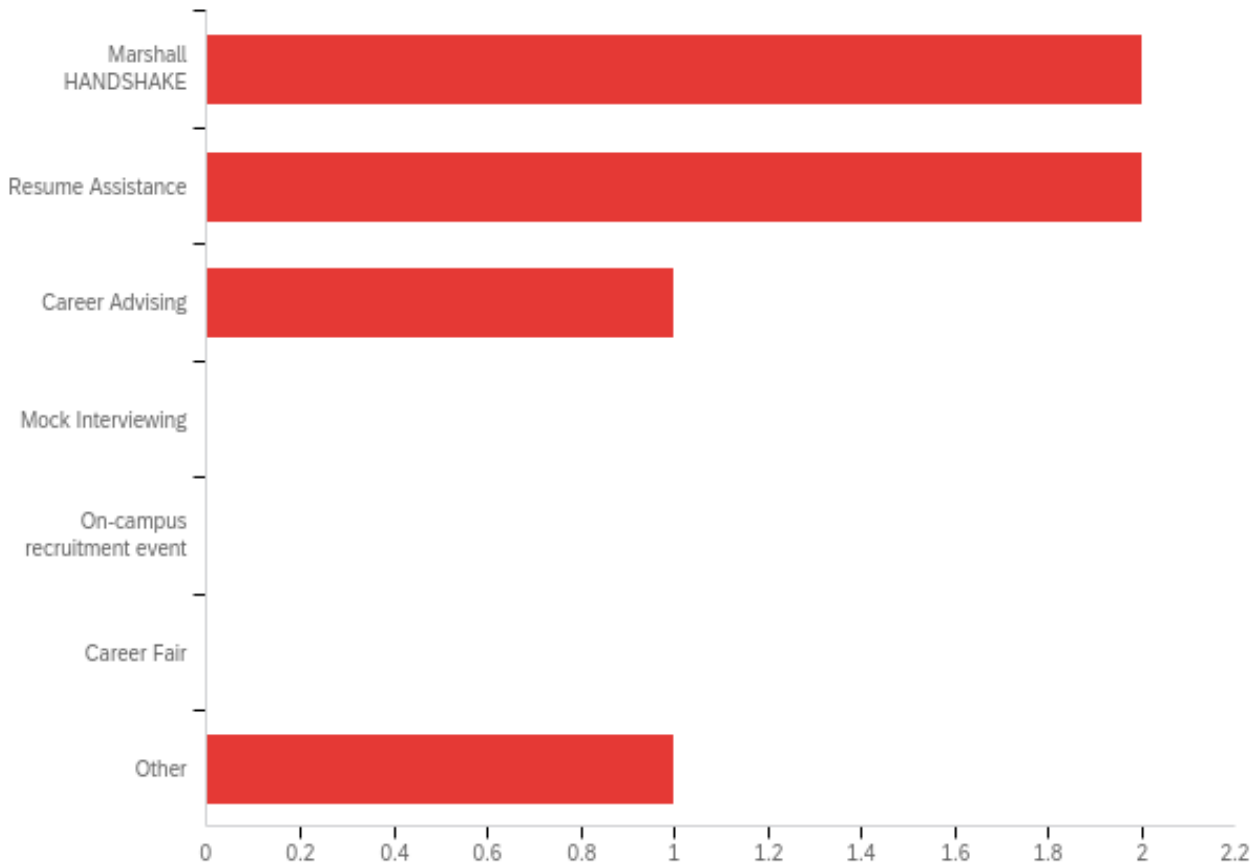
#	Answer	%	Count
1	Associate's Degree	0.00%	0
2	Bachelor's Degree	0.00%	0
3	Master's Degree	54.55%	6
4	Education Specialist (EdS)	0.00%	0
5	Doctor of Education (EdD)	0.00%	0
6	Doctor of Philosophy (PhD)	0.00%	0
7	Doctor of Medicine (MD)	0.00%	0
8	Doctor of Osteopathic Medicine (DO)	0.00%	0
9	Doctor of Physical Therapy (DPT)	0.00%	0
10	Doctor of Pharmacy (PharmD)	36.36%	4
11	Doctor of Law (JD)	0.00%	0
12	Doctor of Nurse Anesthesia Practice (DNAP)	0.00%	0
13	Doctor of Psychology (PsyD)	0.00%	0
14	Doctor of Audiology (AudD)	0.00%	0
15	Doctor of Optometry (OD)	0.00%	0
16	Doctor of Veterinary Medicine (DVM)	0.00%	0
17	Doctor of Musical Arts (DMA)	0.00%	0
18	Other (Please specify)	9.09%	1
	Total	100%	11

**Q30 - Did you use Career Services to help you with your career plans?**



#	Answer	%	Count
1	Yes	3.95%	3
2	No	96.05%	73
	Total	100%	76

**Q31 - If you answered "yes" to the previous question, please indicate all services used.**



#	Answer	%	Count
1	Marshall HANDSHAKE	33.33%	2
2	Resume Assistance	33.33%	2
3	Career Advising	16.67%	1
4	Mock Interviewing	0.00%	0
5	On-campus recruitment event	0.00%	0
6	Career Fair	0.00%	0
7	Other	16.67%	1
	Total	100%	6