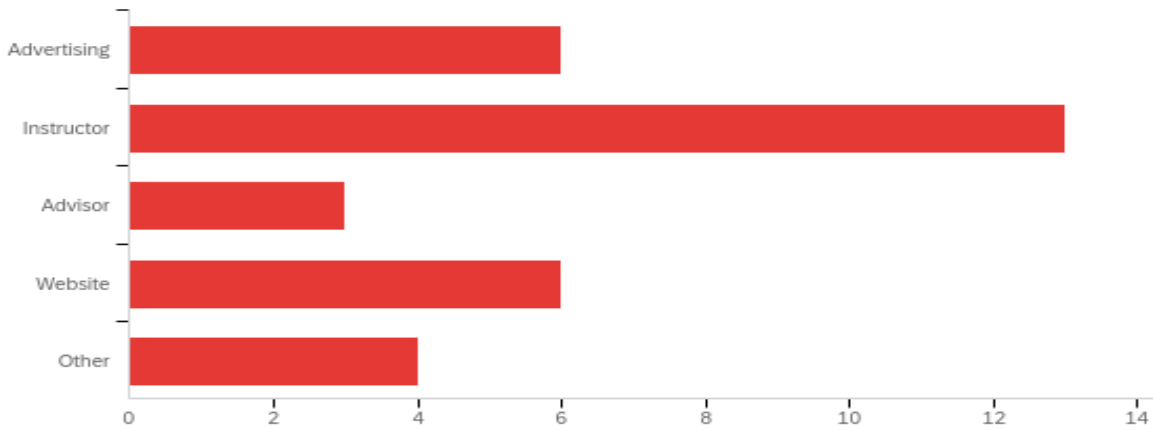




# Tutoring Survey Results

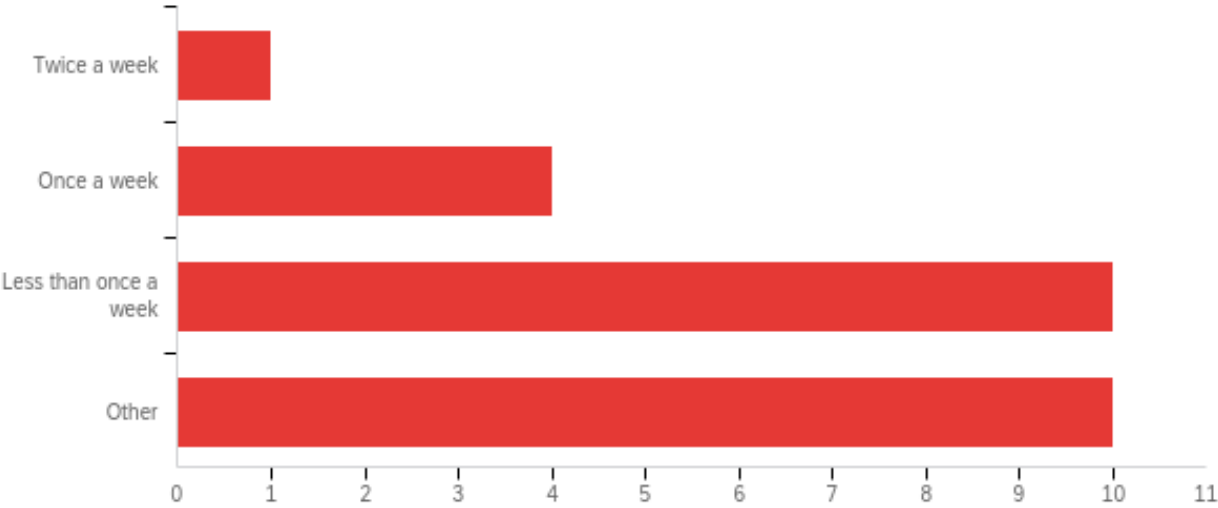
## Assessment Day 2023

Q2 - How did you learn about the tutoring center?



#	Answer	%	Count
1	Advertising	18.75%	6
2	Instructor	40.63%	13
3	Advisor	9.38%	3
4	Website	18.75%	6
5	Other	12.50%	4
	Total	100%	32

**Q3 - How often did you meet with your tutor?**



#	Answer	%	Count
1	Twice a week	4.00%	1
2	Once a week	16.00%	4
3	Less than once a week	40.00%	10
4	Other	40.00%	10
	Total	100%	25

**Q3\_4\_TEXT - Other**

- Other - Text

---

- 2-3 times a semester

---

- I did not need a tutor.

---

- I don't have one

---

- None

---

- Never

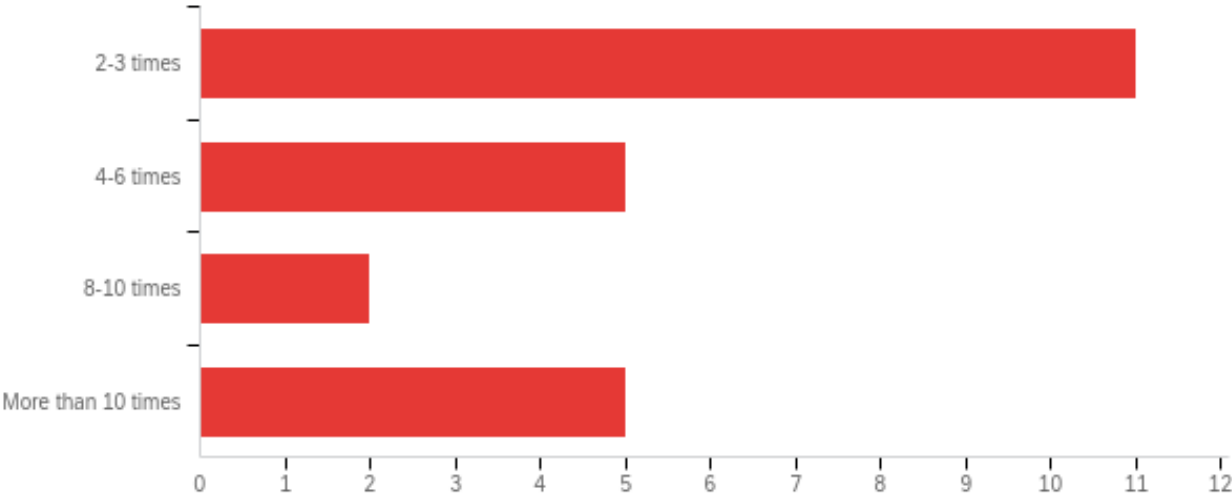
---

- Only before test

---

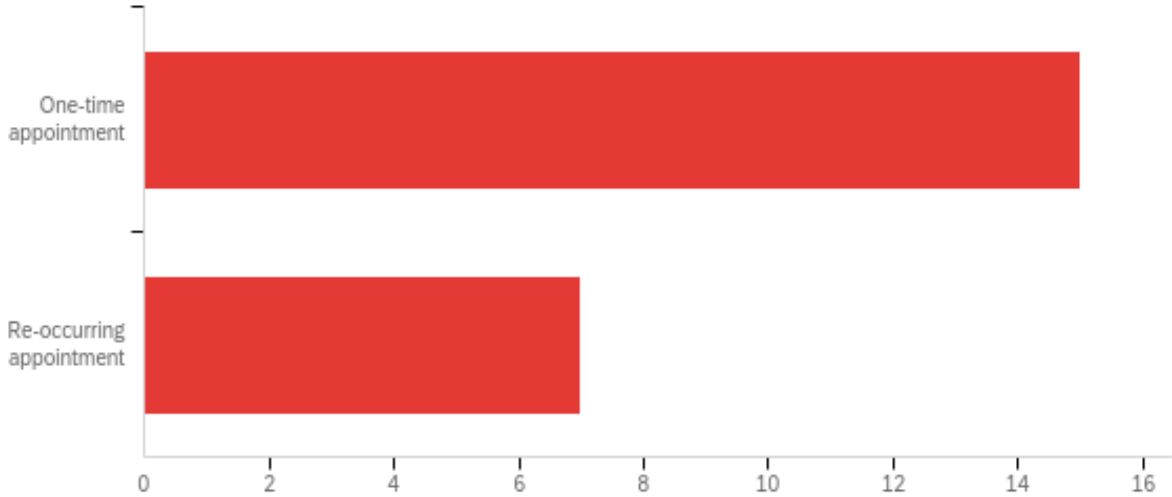
- For Remediation Typically

**Q4 - How many class sessions did you attend, prior to your first tutoring session?**



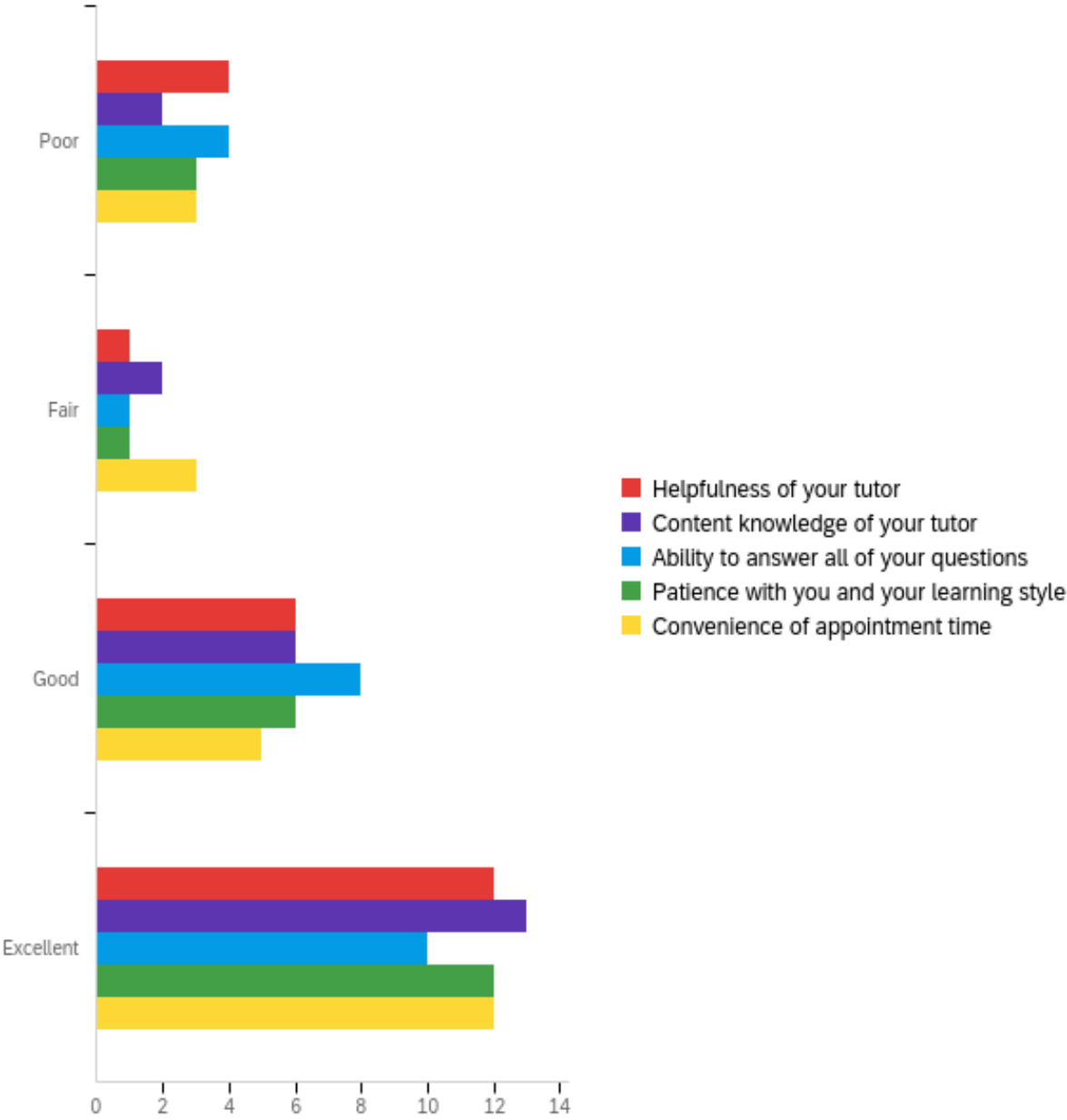
#	Answer	%	Count
1	2-3 times	47.83%	11
2	4-6 times	21.74%	5
3	8-10 times	8.70%	2
4	More than 10 times	21.74%	5
	Total	100%	23

**Q5 - Was your appointment a**



#	Answer	%	Count
1	One-time appointment	68.18%	15
2	Re-occurring appointment	31.82%	7
	Total	100%	22

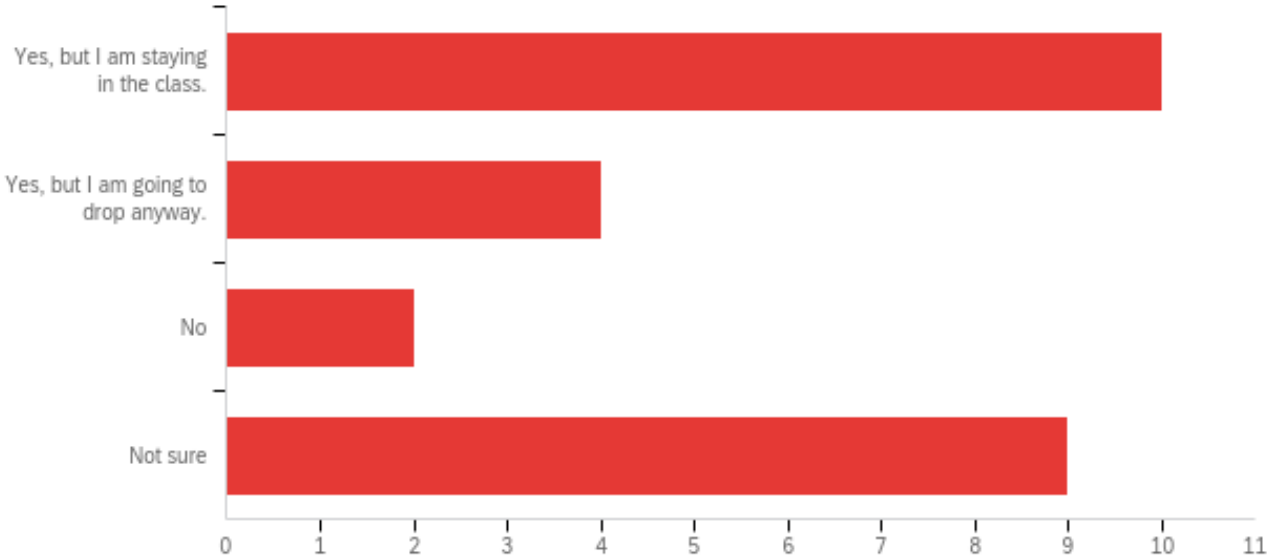
Q6 - Please rate each of the items below:



#	Field	Minimum	Maximum	Mean	Std Deviation	Variance	Count
1	Helpfulness of your tutor	1.00	4.00	3.13	1.12	1.24	23
2	Content knowledge of your tutor	1.00	4.00	3.30	0.95	0.91	23
3	Ability to answer all of your questions	1.00	4.00	3.04	1.08	1.17	23
4	Patience with you and your learning style	1.00	4.00	3.23	1.04	1.08	22
5	Convenience of appointment time	1.00	4.00	3.13	1.08	1.16	23

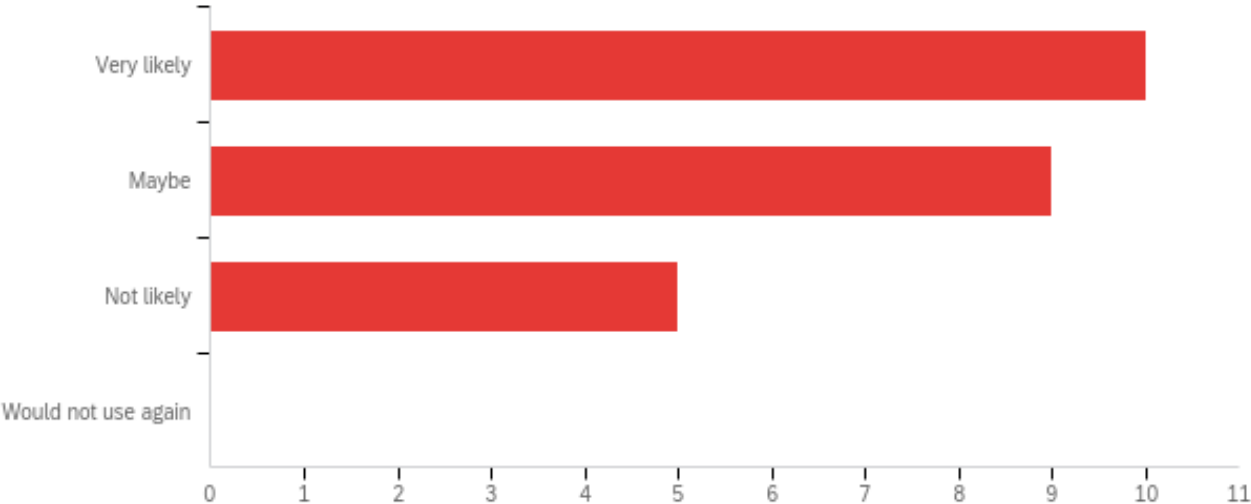
#	Question	Poor		Fair		Good		Excellent		Total
1	Helpfulness of your tutor	17.39%	4	4.35%	1	26.09%	6	52.17%	12	23
2	Content knowledge of your tutor	8.70%	2	8.70%	2	26.09%	6	56.52%	13	23
3	Ability to answer all of your questions	17.39%	4	4.35%	1	34.78%	8	43.48%	10	23
4	Patience with you and your learning style	13.64%	3	4.55%	1	27.27%	6	54.55%	12	22
5	Convenience of appointment time	13.04%	3	13.04%	3	21.74%	5	52.17%	12	23

**Q7 - Would you have considered dropping the course without the aid of a tutor?**



#	Answer	%	Count
1	Yes, but I am staying in the class.	40.00%	10
2	Yes, but I am going to drop anyway.	16.00%	4
3	No	8.00%	2
4	Not sure	36.00%	9
	Total	100%	25

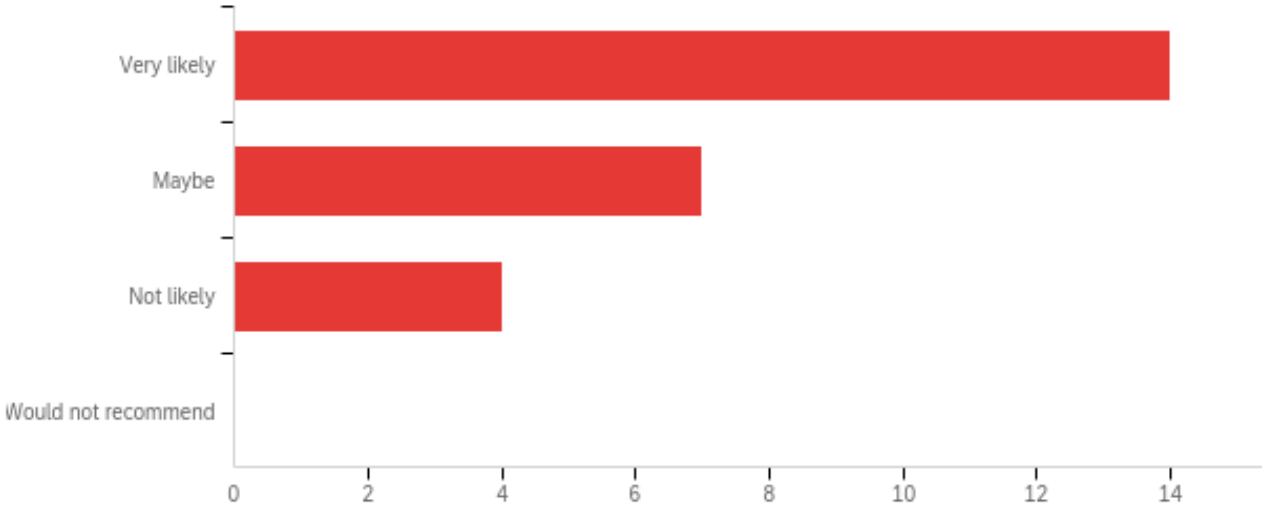
**Q8 - How likely are you to use the tutoring program again?**



#	Answer	%	Count
1	Very likely	41.67%	10
2	Maybe	37.50%	9
3	Not likely	20.83%	5
4	Would not use again	0.00%	0
	Total	100%	24



**Q9 - How likely are you to recommend Marshall's tutoring services to a friend?**



#	Answer	%	Count
1	Very likely	56.00%	14
2	Maybe	28.00%	7
3	Not likely	16.00%	4
4	Would not recommend	0.00%	0
	Total	100%	25

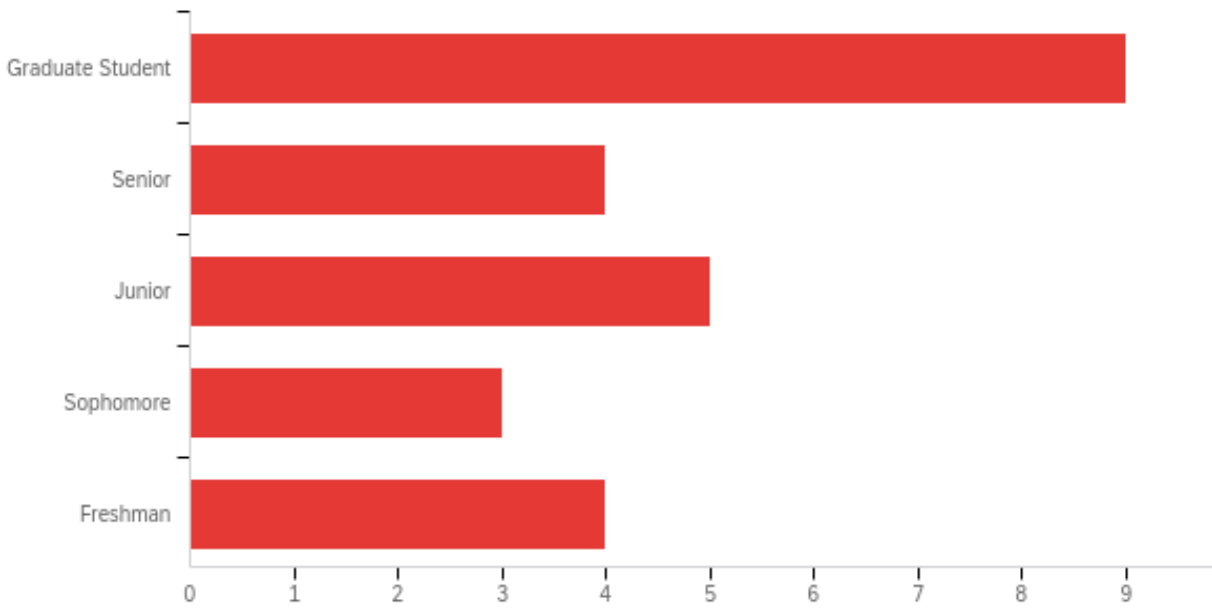
### Q10 - What was your tutor's name (List all if more than one)?

All responses were shared with the Tutoring Center.

### Q11 - Please add any additional comments or suggestions in the space provided below.

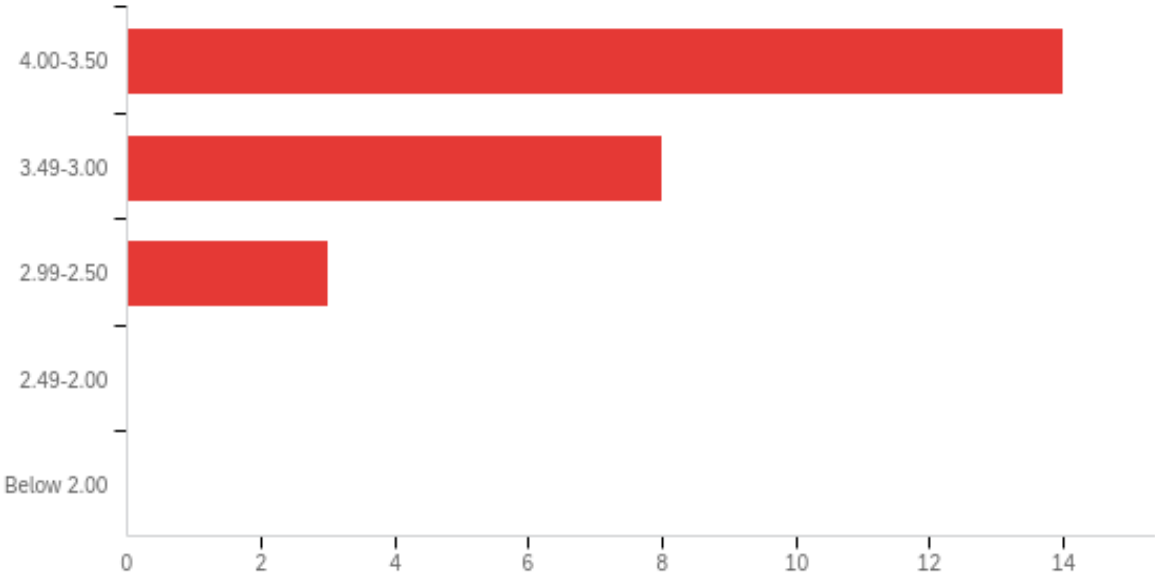
All comments were shared with the Tutoring Center.

### Q12 - What is your current classification?



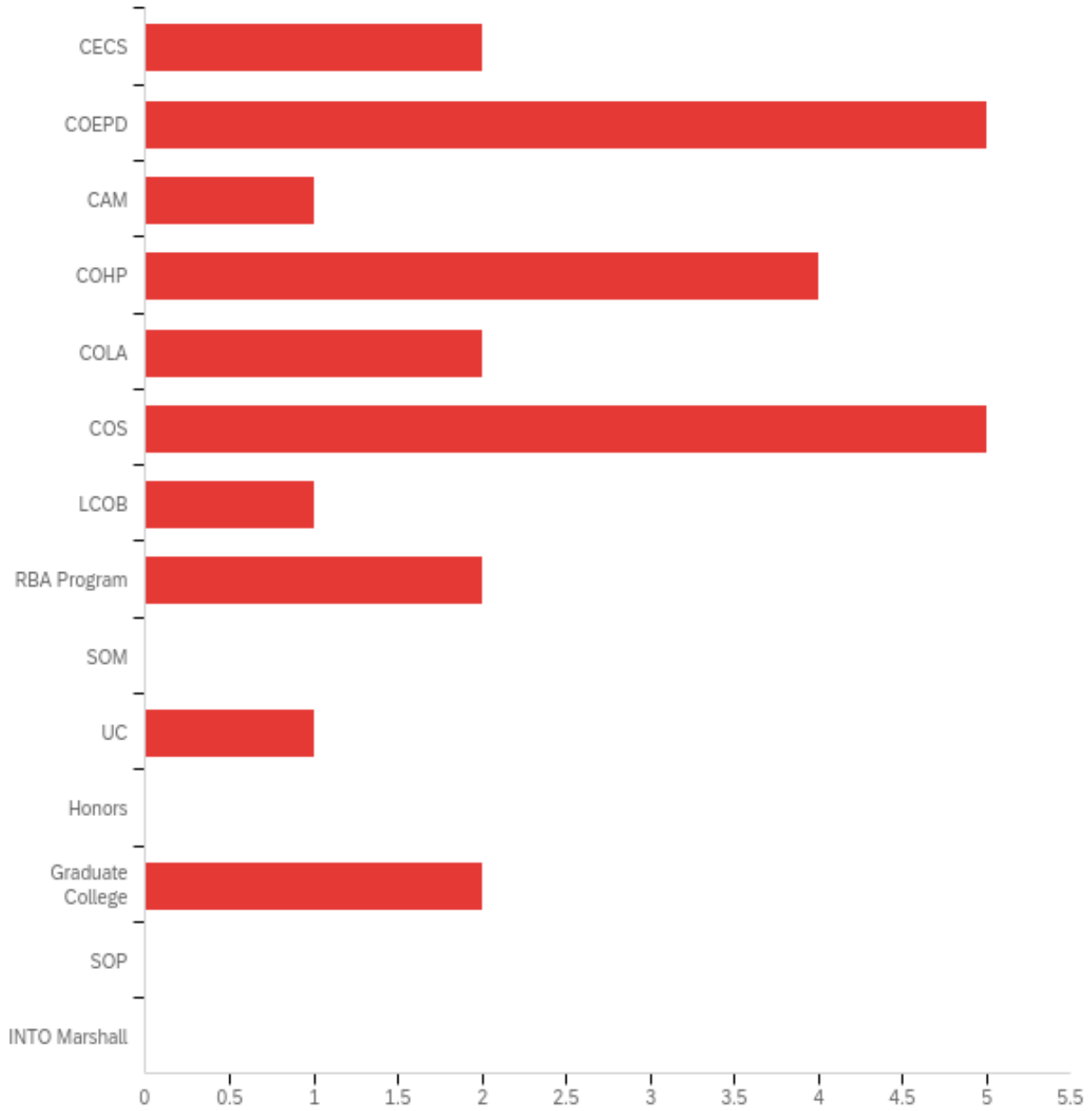
#	Answer	%	Count
1	Graduate Student	36.00%	9
2	Senior	16.00%	4
3	Junior	20.00%	5
4	Sophomore	12.00%	3
5	Freshman	16.00%	4
	Total	100%	25

**Q13 - What is your current GPA?**



#	Answer	%	Count
1	4.00-3.50	56.00%	14
2	3.49-3.00	32.00%	8
3	2.99-2.50	12.00%	3
4	2.49-2.00	0.00%	0
5	Below 2.00	0.00%	0
	Total	100%	25

**Q14 - In which college(s) are you enrolled?**



#	Answer	%	Count
1	CECS	8.00%	2
2	COEPD	20.00%	5
3	CAM	4.00%	1
4	COHP	16.00%	4
5	COLA	8.00%	2

6	COS	20.00%	5
7	LCOB	4.00%	1
8	RBA Program	8.00%	2
9	SOM	0.00%	0
10	UC	4.00%	1
11	Honors	0.00%	0
12	Graduate College	8.00%	2
13	SOP	0.00%	0
14	INTO Marshall	0.00%	0
	Total	100%	25

## Q15 - What is your current major?

What is your current major?

Counseling

Nursing

I believe it is a Lieutenant Commander in the Navy. ;-)

MSN-FNP

Biology

clinical mental health counseling

RBA program

cs

Creative Writing

Forensic Chemistry

Computer Science

Nursing

Pre pharmacy

education

Healthcare Administration

BSN

Music Education

Nursing-BSN

Accounting

Biology

Health Professions Psychology

Environmental Science