

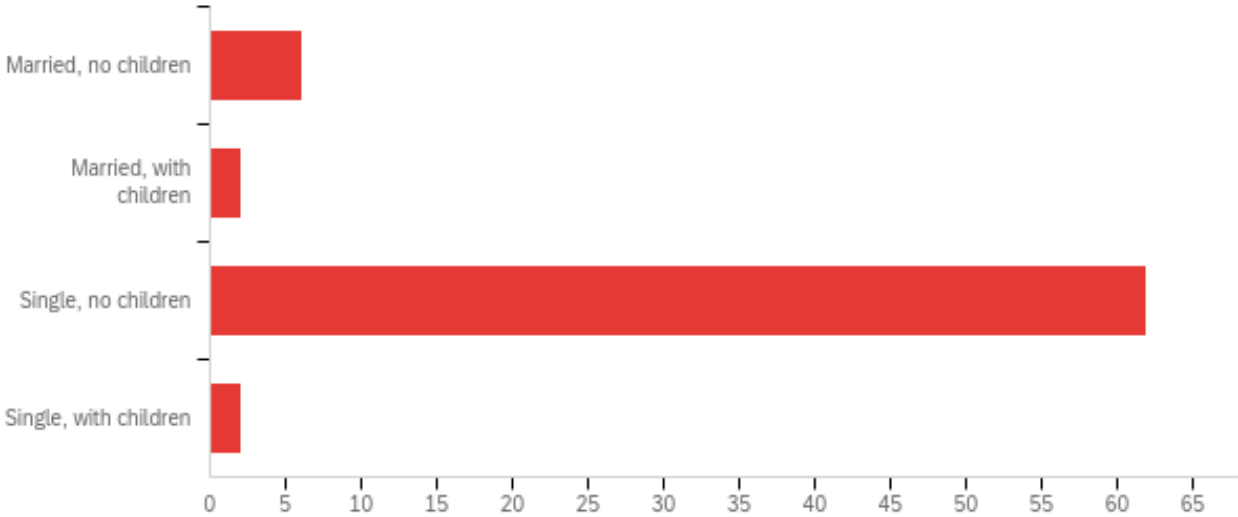


**Marshall University Graduation Survey Report
College of Education and Professional Development
Academic Year 2022 – 2023**

Q1 - Please indicate your level of satisfaction with these elements of your experience in the College of Education and Professional Development.

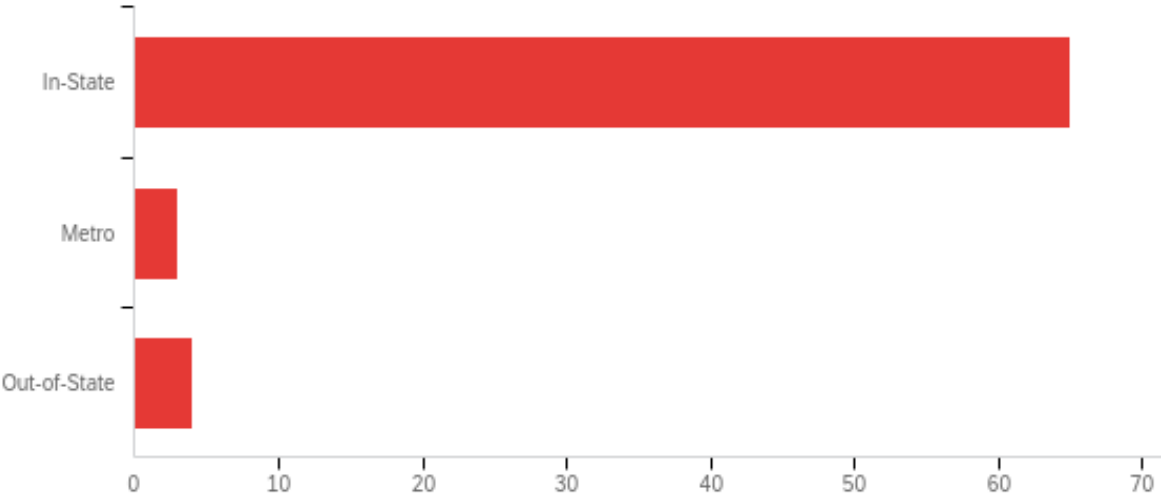
#	Question	Satisfied		Neutral		Dissatisfied		Total
1	Organization and clarity of instruction	65.28%	47	23.61%	17	11.11%	8	72
2	Intellectual challenge of courses	69.44%	50	27.78%	20	2.78%	2	72
3	Preparation for serving diverse populations	59.72%	43	30.56%	22	9.72%	7	72
4	Effective use of critical thinking as a method of teaching	77.78%	56	18.06%	13	4.17%	3	72
5	Effective use of a variety of teaching strategies by MU faculty	75.00%	54	16.67%	12	8.33%	6	72
6	Preparation for use of technology	61.11%	44	26.39%	19	12.50%	9	72
7	Respect for students' abilities and ideas	79.17%	57	13.89%	10	6.94%	5	72
8	Relation between coursework and field experiences	61.11%	44	25.00%	18	13.89%	10	72
9	Value of field experiences	79.17%	57	11.11%	8	9.72%	7	72
10	Delivery of content knowledge by faculty	80.56%	58	15.28%	11	4.17%	3	72
11	Relation between class work and exams	84.72%	61	11.11%	8	4.17%	3	72
12	Role modeling of professional behavior by faculty	81.94%	59	5.56%	4	12.50%	9	72

Q2 - Family Status



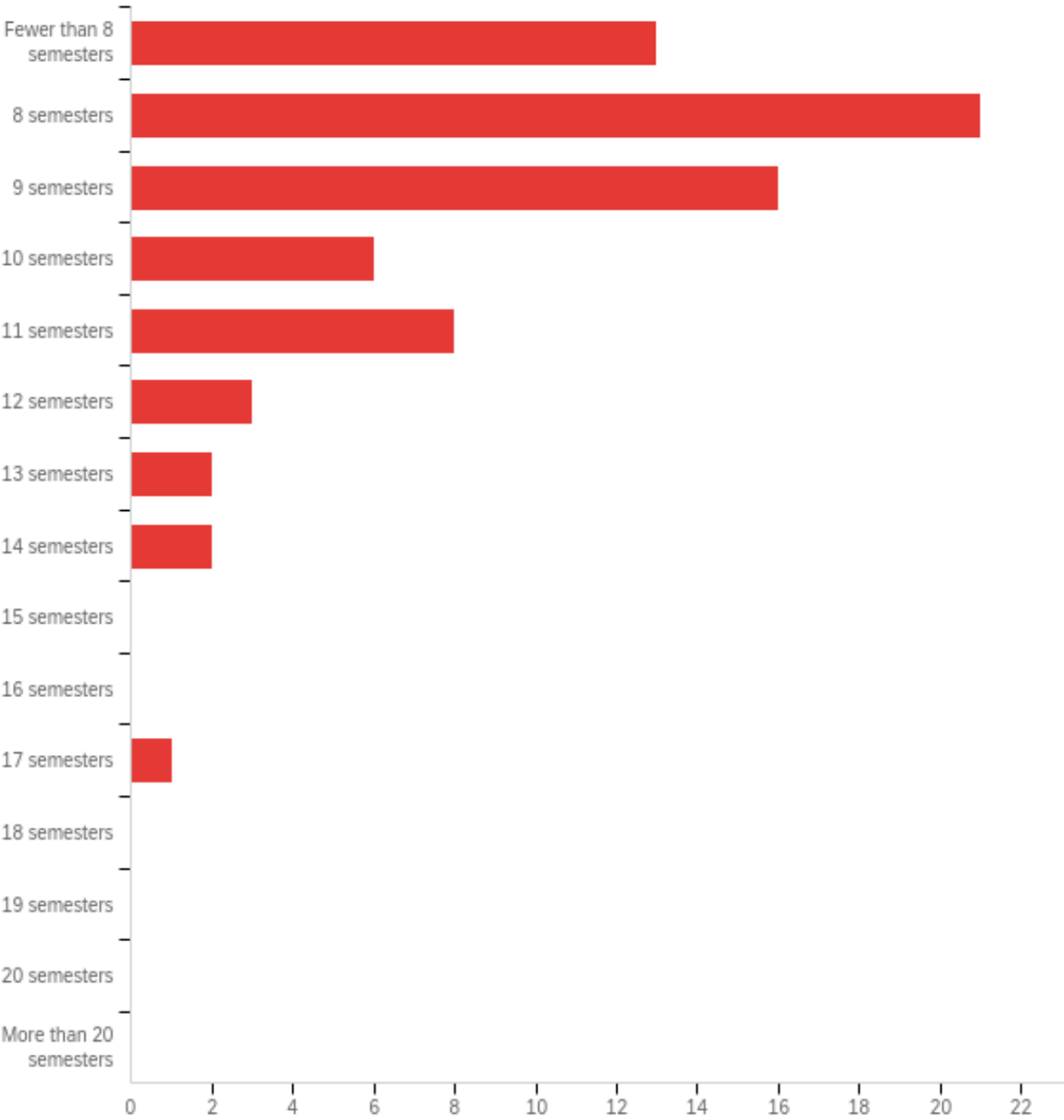
#	Answer	%	Count
1	Married, no children	8.33%	6
2	Married, with children	2.78%	2
3	Single, no children	86.11%	62
4	Single, with children	2.78%	2
	Total	100%	72

Q3 - Residence at time of admission



#	Answer	%	Count
1	In-State	90.28%	65
2	Metro	4.17%	3
3	Out-of-State	5.56%	4
	Total	100%	72

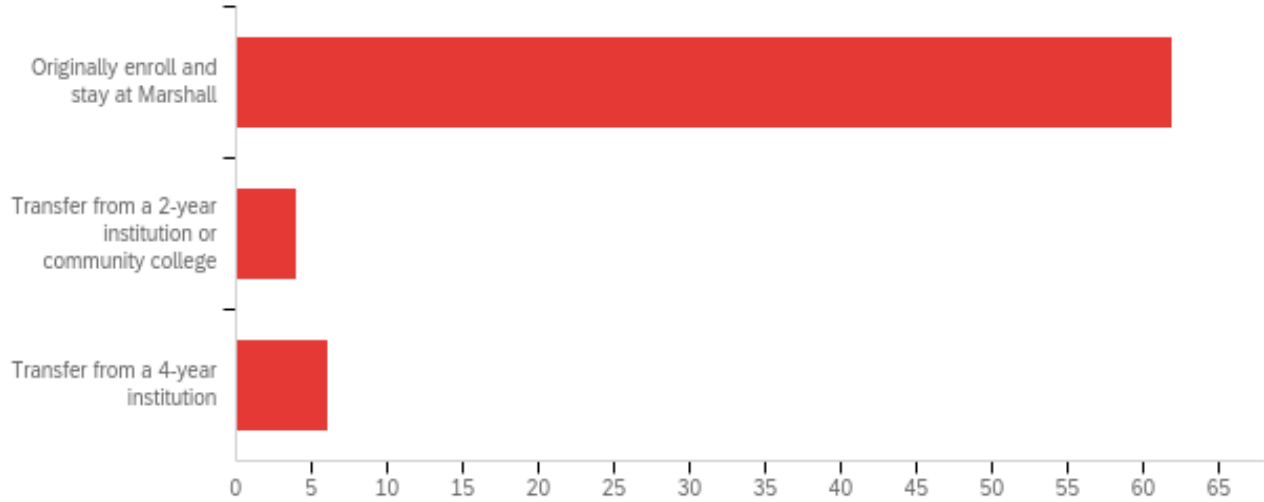
Q4 - Number of semesters enrolled to compete your degree (Note: One semester is equal to fall, spring, or summer, resulting in the potential of three semesters in one year).



#	Answer	%	Count
1	Fewer than 8 semesters	18.06%	13
2	8 semesters	29.17%	21
3	9 semesters	22.22%	16
4	10 semesters	8.33%	6
5	11 semesters	11.11%	8

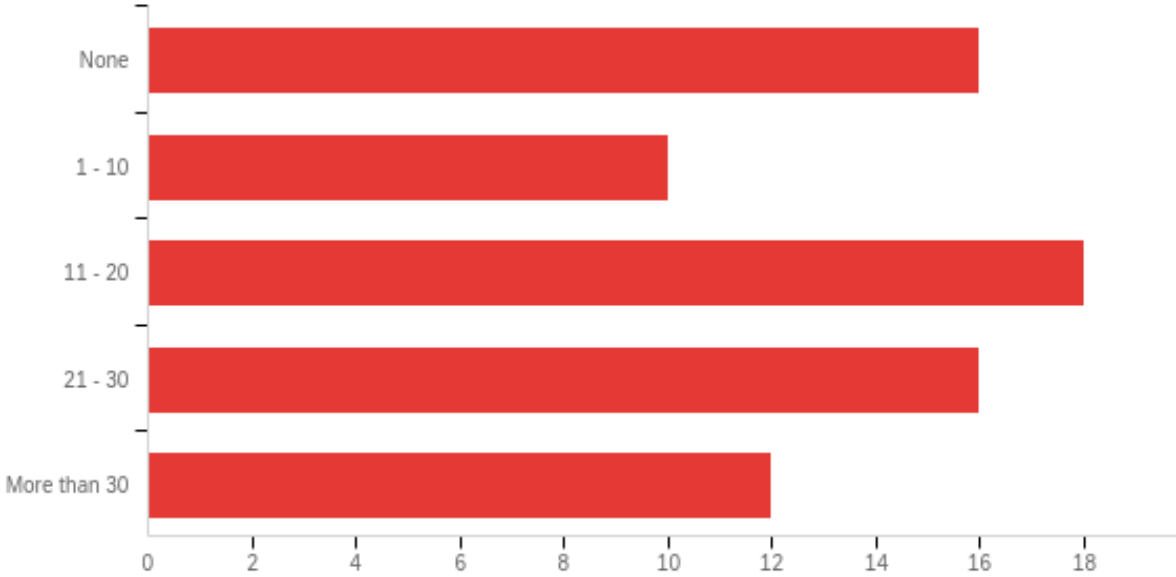
6	12 semesters	4.17%	3
7	13 semesters	2.78%	2
8	14 semesters	2.78%	2
9	15 semesters	0.00%	0
10	16 semesters	0.00%	0
11	17 semesters	1.39%	1
12	18 semesters	0.00%	0
13	19 semesters	0.00%	0
14	20 semesters	0.00%	0
15	More than 20 semesters	0.00%	0
	Total	100%	72

Q5 - While pursuing your degree, did you



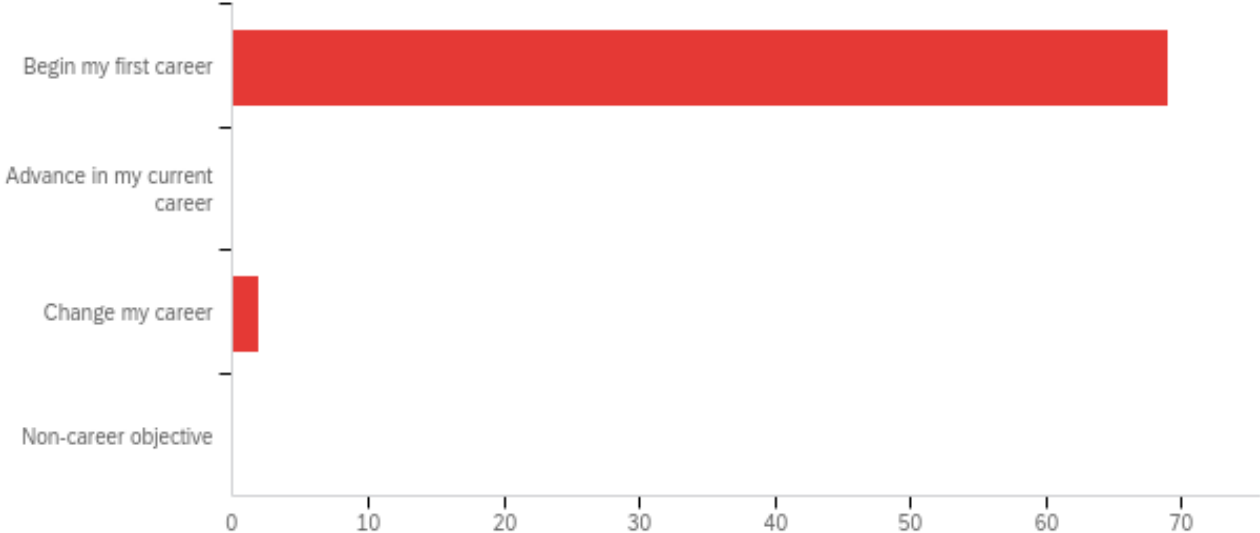
#	Answer	%	Count
1	Originally enroll and stay at Marshall	86.11%	62
2	Transfer from a 2-year institution or community college	5.56%	4
3	Transfer from a 4-year institution	8.33%	6
	Total	100%	72

Q7 - During the last year of your studies, how many hours a week did you work while attending classes?



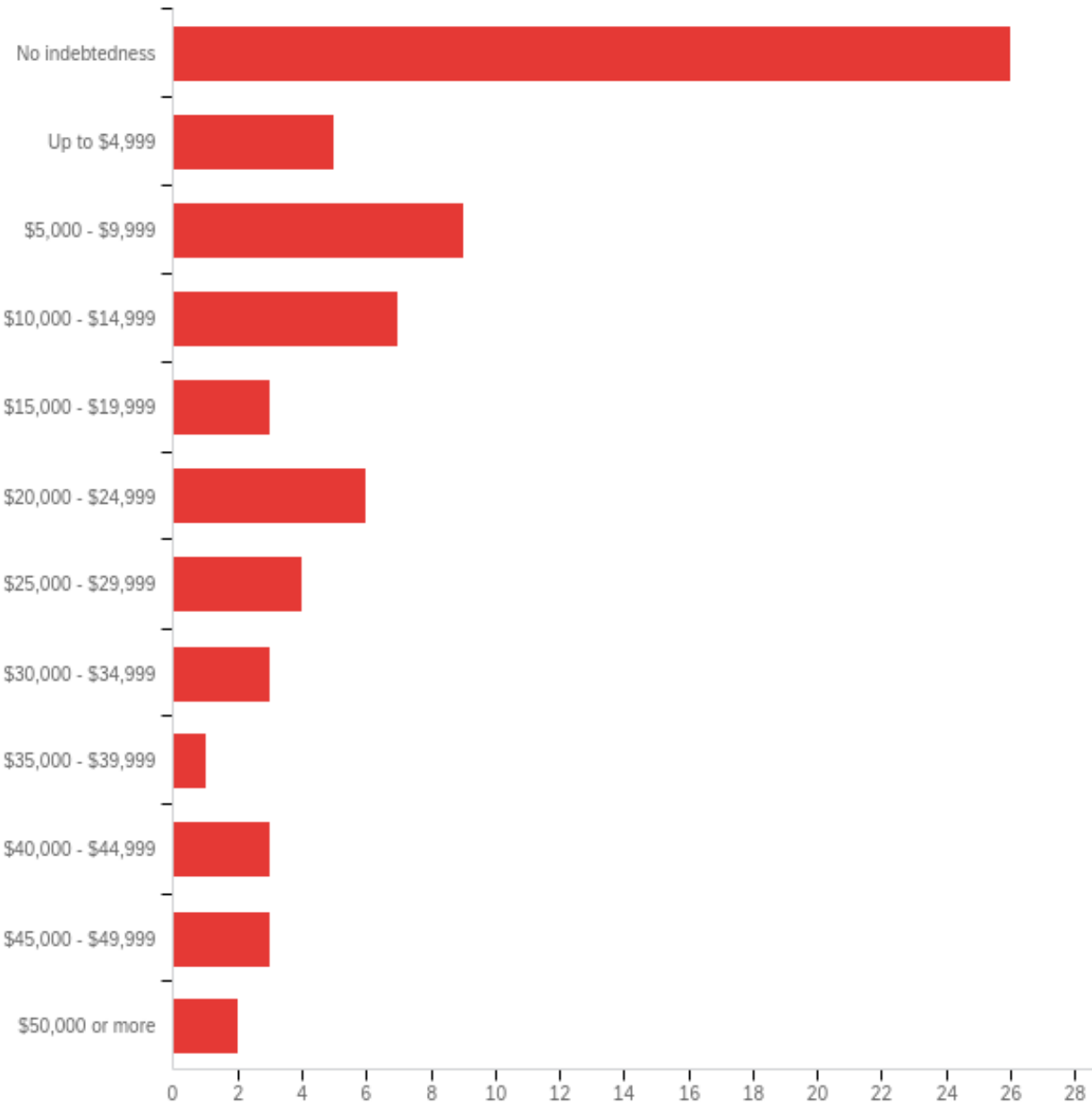
#	Answer	%	Count
1	None	22.22%	16
2	1 - 10	13.89%	10
3	11 - 20	25.00%	18
4	21 - 30	22.22%	16
5	More than 30	16.67%	12
	Total	100%	72

Q8 - Which of the following best describes your educational objective while attending Marshall University?



#	Answer	%	Count
1	Begin my first career	97.18%	69
2	Advance in my current career	0.00%	0
3	Change my career	2.82%	2
4	Non-career objective	0.00%	0
	Total	100%	71

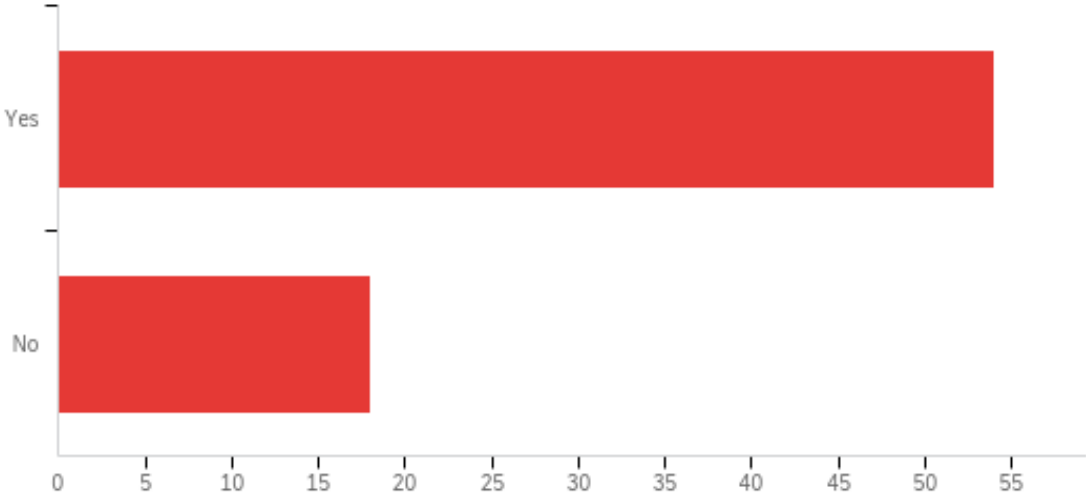
Q9 - Upon graduation, what was the dollar amount of your educational loan indebtedness?



#	Answer	%	Count
1	No indebtedness	36.11%	26
2	Up to \$4,999	6.94%	5
3	\$5,000 - \$9,999	12.50%	9
4	\$10,000 - \$14,999	9.72%	7
5	\$15,000 - \$19,999	4.17%	3

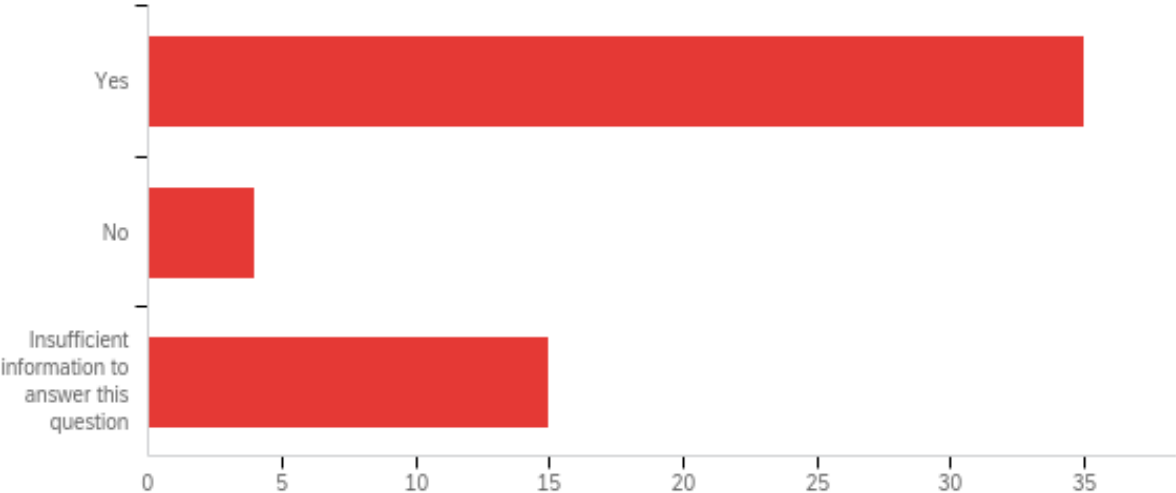
6	\$20,000 - \$24,999	8.33%	6
7	\$25,000 - \$29,999	5.56%	4
8	\$30,000 - \$34,999	4.17%	3
9	\$35,000 - \$39,999	1.39%	1
10	\$40,000 - \$44,999	4.17%	3
11	\$45,000 - \$49,999	4.17%	3
12	\$50,000 or more	2.78%	2
	Total	100%	72

Q9 - Did you take part in an internship, practicum or other structured work experience related to your major and anticipated career?



#	Answer	%	Count
1	Yes	75.00%	54
2	No	25.00%	18
	Total	100%	72

Q10 - If you answered yes to the previous question, did that experience increase your ability to secure employment or employment offers?



#	Answer	%	Count
1	Yes	64.81%	35
2	No	7.41%	4
3	Insufficient information to answer this question	27.78%	15
	Total	100%	54

Q11 - While pursuing my degree at Marshall University

#	Question	Agree		Neutral		Disagree		Total
1	I developed the ability to write effectively.	82.61%	57	15.94%	11	1.45%	1	69
2	I used numerical information to explore real world problems.	72.46%	50	27.54%	19	0.00%	0	69
3	I learned to find scholarly information, to evaluate it critically and to use it effectively.	85.71%	60	14.29%	10	0.00%	0	70
4	I gained expertise in the use of technology important in my major field.	65.71%	46	28.57%	20	5.71%	4	70
5	I acquired sufficient skills and knowledge to prepare for career-related positions.	81.43%	57	15.71%	11	2.86%	2	70
6	I developed the ability to express myself effectively through speaking.	78.57%	55	14.29%	10	7.14%	5	70
7	I developed multicultural and global perspectives.	70.00%	49	25.71%	18	4.29%	3	70
8	Writing intensive courses helped me to improve my writing skills.	65.71%	46	21.43%	15	12.86%	9	70
9	My classes challenged me to analyze and evaluate issues and to solve real-world problems in a manner that is ethical and supportive of our civic well-being.	78.57%	55	20.00%	14	1.43%	1	70
10	My capstone course challenged me to do my best work.	72.86%	51	17.14%	12	10.00%	7	70
11	I learned to examine issues from multiple perspectives.	85.71%	60	10.00%	7	4.29%	3	70
12	I learned to use what I know to solve novel problems.	77.14%	54	18.57%	13	4.29%	3	70
13	I learned to analyze my own values and to examine other viewpoints and credible evidence.	82.86%	58	15.71%	11	1.43%	1	70
14	I determined how to improve my own learning and to engage in lifelong learning.	82.86%	58	15.71%	11	1.43%	1	70
15	I used knowledge from more than one area of study to explore issues or to solve problems.	85.71%	60	12.86%	9	1.43%	1	70
16	Writing Intensive courses enhanced my learning experience.	54.41%	37	33.82%	23	11.76%	8	68

Q12 - Now that I have completed my degree,

#	Question	Agree		Neutral		Disagree		Total
1	I feel adequately prepared for a career and/or graduate or professional study in my major field.	70.00%	49	20.00%	14	10.00%	7	70
2	I believe that Marshall University's program in my major field is of high quality.	71.43%	50	17.14%	12	11.43%	8	70
3	I would recommend to others that they study the same program at Marshall.	74.29%	52	12.86%	9	12.86%	9	70
4	I would recommend Marshall to prospective students.	84.29%	59	7.14%	5	8.57%	6	70

Q13 - Please rate your level of satisfaction with the quality of the following at Marshall:

#	Question	Satisfied		Neutral		Dissatisfied		Total
1	Teaching	88.57%	62	7.14%	5	4.29%	3	70
2	Advising	54.29%	38	21.43%	15	24.29%	17	70
3	Academic Support Services	61.43%	43	21.43%	15	17.14%	12	70
4	Classroom/Lab Facilities	84.29%	59	12.86%	9	2.86%	2	70

Q14 - Which of the following will BEST describe your status after graduation? Please select only ONE of the following categories.

#	Answer	%	Count
1	Employed full time (on average 30 hours ore more per week).	38.57%	27
2	Employed part time (on average fewer than 30 hours per week)	5.71%	4
3	Participating in a volunteer or service program (e.g., Peace Corps, AmeriCorps, City Year, etc.)	2.86%	2
4	Serving in the United States Military	1.43%	1
5	Enrolled in further education	4.29%	3
6	Seeking employment	34.29%	24
7	Planning to continue education but not yet enrolled	11.43%	8
8	Not seeking employment or continuing education at this time.	1.43%	1
	Total	100%	70

Q15 - Please provide the name of your employer AND your employer's location (e.g., city, state, or country if outside the United States).

Please provide the name of your employer AND your employer's location (e.g., city, state, or country if outside the United States).

Cabell County Schools

Cabell County Schools Huntington, WV

Kanawha County Schools

Cabell County Board of Education

N/A

Point Pleasant Intermediate School, Point Pleasant Wv, 25550

Book A Million, Barboursville, WV

Delaware North (Marti Gras Casino and Resort) Cross Lanes, WV

Cabell County Board of Education

Cabell County Schools, Cabell County, West Virginia.

Cabell County Schools

Mason County Schools in Point Pleasant, WV

N/A

Roane County Board of Education Spencer, WV 25276

CAMC Memorial Charleston, WV

Cabell County Schools

Cabell County Schools, Huntington WV

Milton Middle School

Starbucks Charleston WV Claire's-Charleston WV

GameStop, Huntington, WV

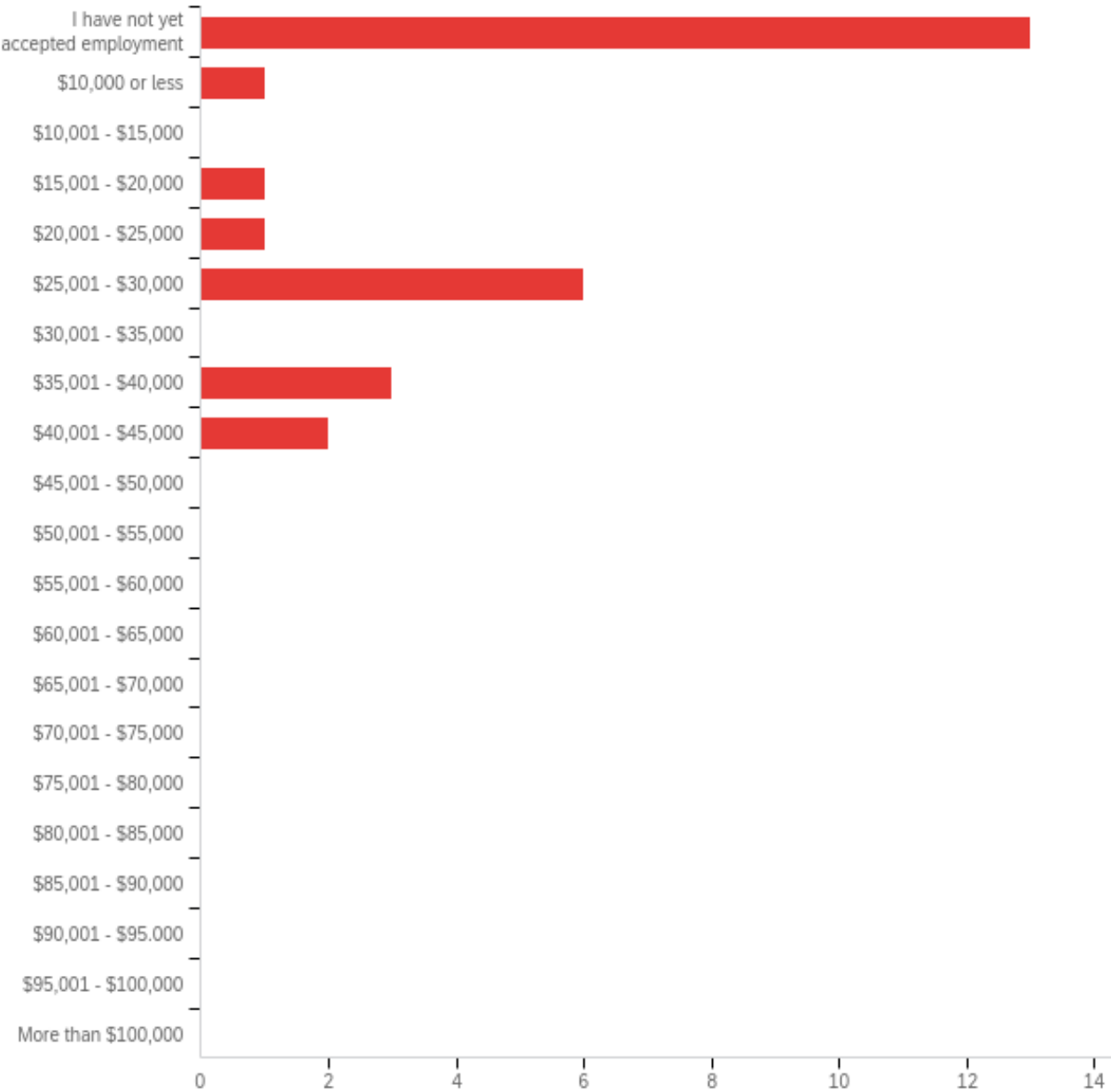
Putnam County schools

Q16 - If employed, please provide your job title.

If employed, please provide your job title.

- Substitute Teacher
- Teacher
- Science Teacher
- Teacher (CRT)
- N/A
- Classroom Teacher
- Bookseller
- Cocktail Server
- Substitute teacher
- Substitute Teacher
- Teacher
- 1st grade teacher
- Cashier
- Substitute teacher
- Teacher
- 7th Grade Career Lit Teacher
- Barista, Third Key
- Senior Guest Advisor
- Pe teacher

Q17 - If employed, what is your annual base salary in U. S. dollars? (Please choose the appropriate range).



#	Answer	%	Count
1	I have not yet accepted employment	48.15%	13
2	\$10,000 or less	3.70%	1
3	\$10,001 - \$15,000	0.00%	0
4	\$15,001 - \$20,000	3.70%	1
5	\$20,001 - \$25,000	3.70%	1

6	\$25,001 - \$30,000	22.22%	6
7	\$30,001 - \$35,000	0.00%	0
8	\$35,001 - \$40,000	11.11%	3
9	\$40,001 - \$45,000	7.41%	2
10	\$45,001 - \$50,000	0.00%	0
11	\$50,001 - \$55,000	0.00%	0
12	\$55,001 - \$60,000	0.00%	0
13	\$60,001 - \$65,000	0.00%	0
14	\$65,001 - \$70,000	0.00%	0
15	\$70,001 - \$75,000	0.00%	0
16	\$75,001 - \$80,000	0.00%	0
17	\$80,001 - \$85,000	0.00%	0
18	\$85,001 - \$90,000	0.00%	0
19	\$90,001 - \$95,000	0.00%	0
20	\$95,001 - \$100,000	0.00%	0
21	More than \$100,000	0.00%	0
	Total	100%	27

Q18 - Guaranteed first-year bonus amount in U. S. dollars, if you are receiving one.

Guaranteed first-year bonus amount in U. S. dollars, if you are receiving one.

N/A

0

Q19 - Please provide the name of the service organization as well as assignment city and state (or country if outside the U. S.).

Please provide the name of the service organization as well as assignment city and state (or country if outside the U. S.).

CMIT Internship at Virginia Tech

Americorps.

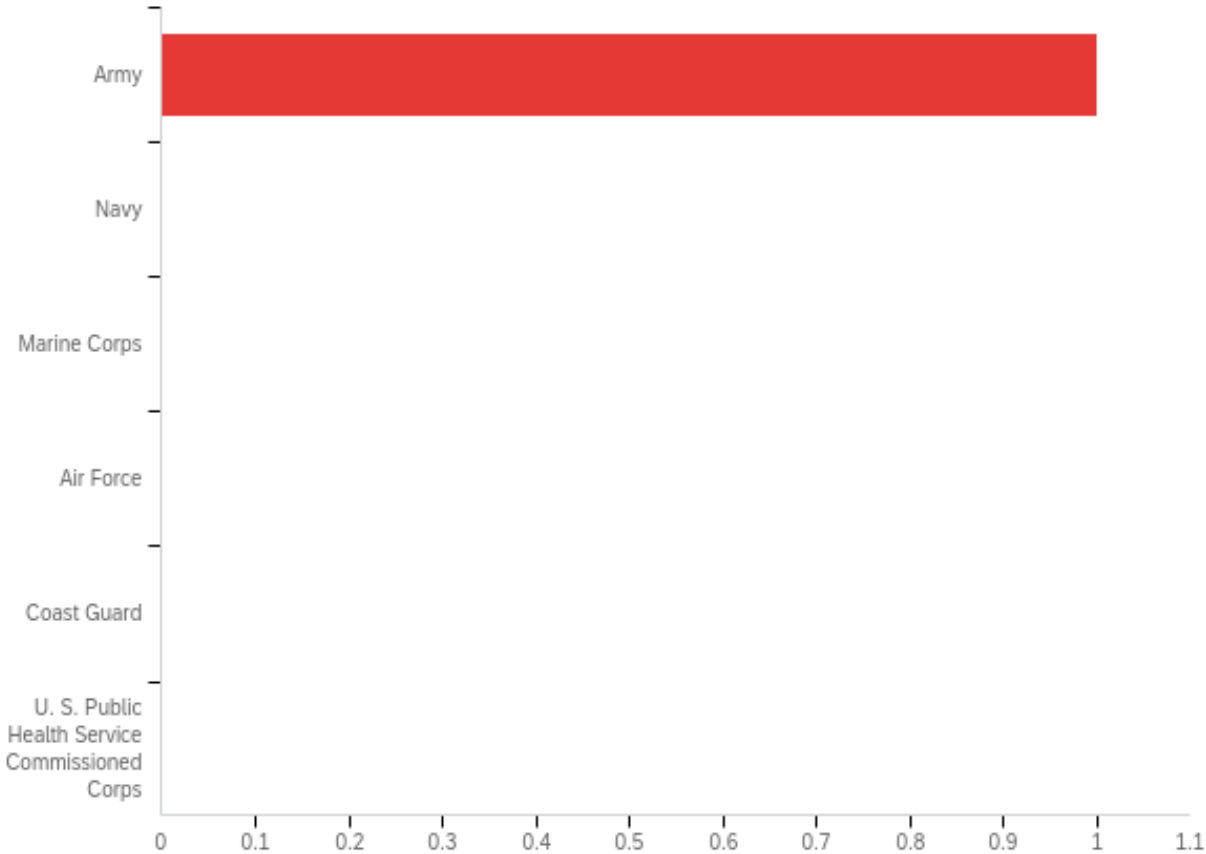
Q20 - What is your role or title within the Service Organization?

What is your role or title within the Service Organization?

Campus Missionary in Training (Full-Time Intern)

College ambassador

Q21 - Please choose your military service branch and provide your rank in the text box next to the service branch you select.



#	Answer	%	Count
1	Army	100.00%	1
2	Navy	0.00%	0
3	Marine Corps	0.00%	0
4	Air Force	0.00%	0
5	Coast Guard	0.00%	0
6	U. S. Public Health Service Commissioned Corps	0.00%	0
	Total	100%	1

Q23_1_TEXT – Army

Second Lieutenant

Q22 - Please provide the name of the higher education institution and location (city, state, country [if outside U.S.]) you plan to attend.

Please provide the name of the higher education institution and location (city, state, country [if outside U.S.]) you plan to attend.

West Virginia University Morgantown WV

Concord University

Marshall University Huntington WV

Q23 - What program of study will you pursue?

What program of study will you pursue?

Law

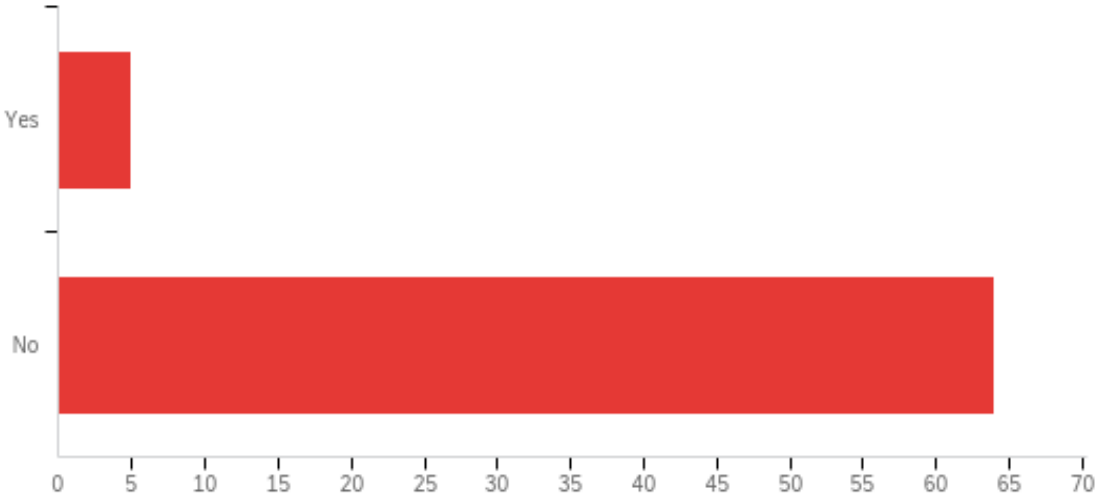
Masters of ED

Leadership

Q24 - What degree will you pursue at this institution?

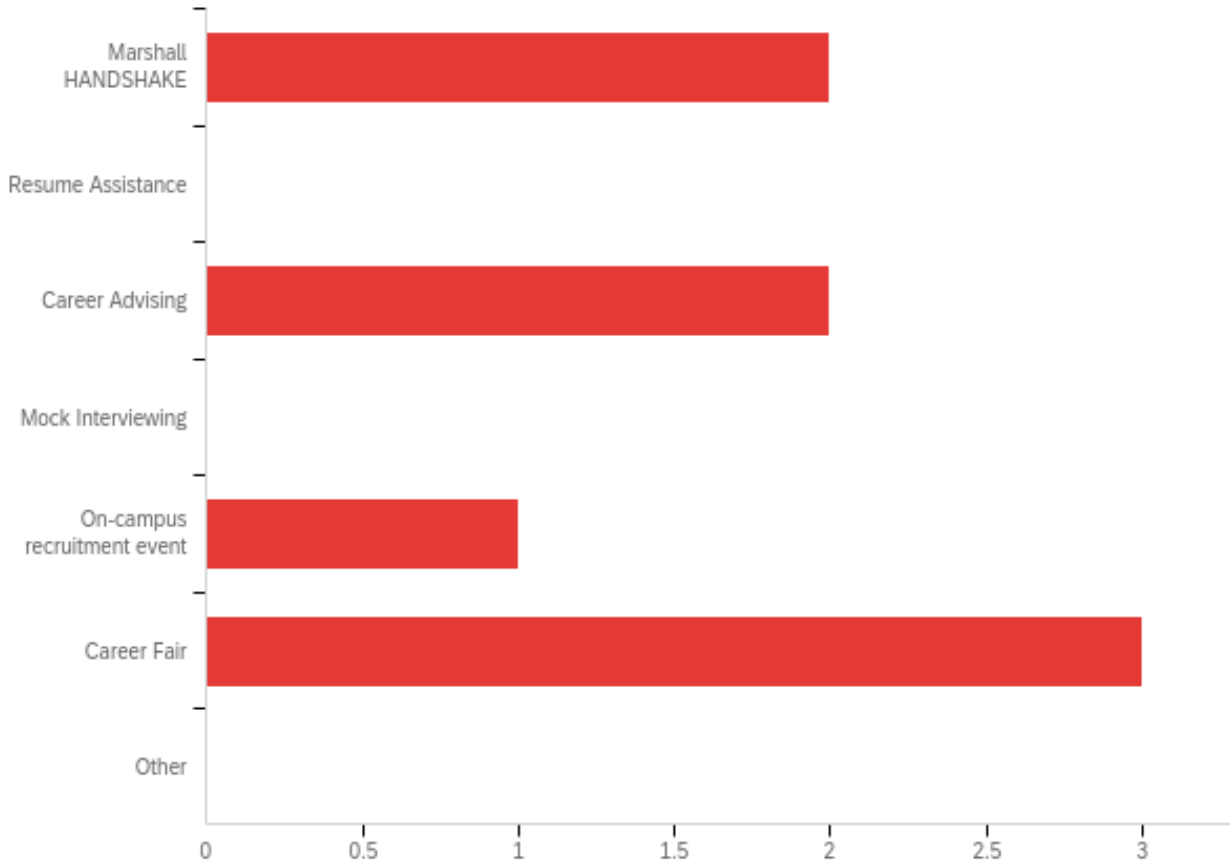
#	Answer	%	Count
1	Associate's Degree	0.00%	0
2	Bachelor's Degree	0.00%	0
3	Master's Degree	66.67%	2
4	Education Specialist (EdS)	0.00%	0
5	Doctor of Education (EdD)	0.00%	0
6	Doctor of Philosophy (PhD)	0.00%	0
7	Doctor of Medicine (MD)	0.00%	0
8	Doctor of Osteopathic Medicine (DO)	0.00%	0
9	Doctor of Physical Therapy (DPT)	0.00%	0
10	Doctor of Pharmacy (PharmD)	0.00%	0
11	Doctor of Law (JD)	33.33%	1
12	Doctor of Nurse Anesthesia Practice (DNAP)	0.00%	0
13	Doctor of Psychology (PsyD)	0.00%	0
14	Doctor of Audiology (AudD)	0.00%	0
15	Doctor of Optometry (OD)	0.00%	0
16	Doctor of Veterinary Medicine (DVM)	0.00%	0
17	Doctor of Musical Arts (DMA)	0.00%	0
18	Other (Please specify)	0.00%	0
	Total	100%	3

Q25 - Did you use Career Services to help you with your career plans?



#	Answer	%	Count
1	Yes	7.25%	5
2	No	92.75%	64
	Total	100%	69

Q26 - If you answered "yes" to the previous question, please indicate all services used.



#	Answer	%	Count
1	Marshall HANDSHAKE	25.00%	2
2	Resume Assistance	0.00%	0
3	Career Advising	25.00%	2
4	Mock Interviewing	0.00%	0
5	On-campus recruitment event	12.50%	1
6	Career Fair	37.50%	3
7	Other	0.00%	0
	Total	100%	8