



**Marshall University Graduation Survey Report
Regents' Bachelor of Arts
Academic Year 2022 – 2023**

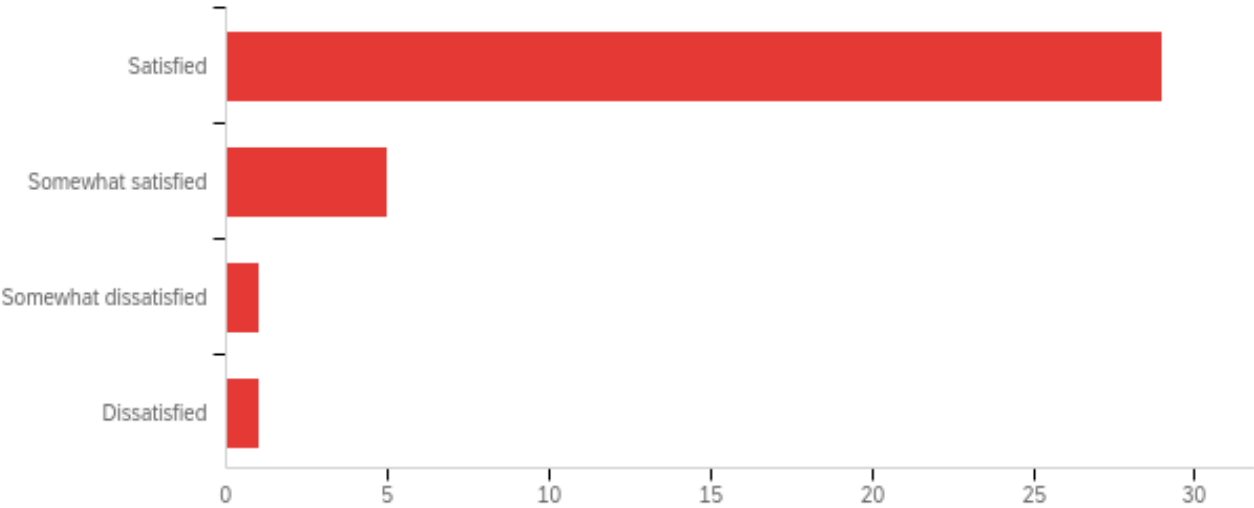
Q1 - After entering the RBA program, did you finish your coursework

#	Answer	%	Count
1	Online	78.43%	40
2	in face-to-face classes	7.84%	4
3	in a combination of the above	11.76%	6
4	in neither-I was able to graduate without taking any more classes.	1.96%	1
	Total	100%	51

Q2 - Please indicate your level of satisfaction with these elements of your experience in the RBA program.

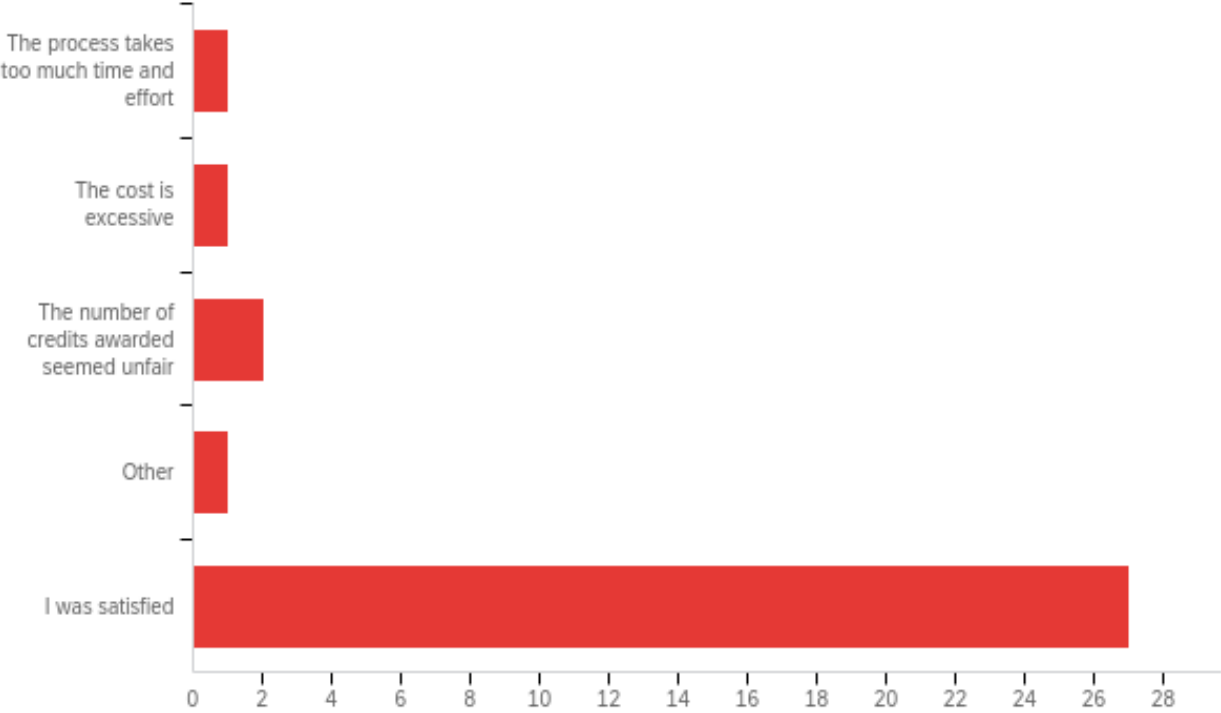
#	Question	Satisfied		Neutral		Dissatisfied		Total
1	Learning Experiences in your online courses	82.69%	43	13.46%	7	3.85%	2	52
2	Learning Experiences in your face-to-face classes	59.09%	26	40.91%	18	0.00%	0	44
3	Earning credits through portfolios or other college equivalent credits (if applicable)	64.58%	31	33.33%	16	2.08%	1	48

Q3 - If you earned credits through portfolios or other college equivalent credits, how satisfied were you with the process?



#	Answer	%	Count
1	Satisfied	80.56%	29
2	Somewhat satisfied	13.89%	5
3	Somewhat dissatisfied	2.78%	1
4	Dissatisfied	2.78%	1
	Total	100%	36

Q4 - If you were dissatisfied with the portfolio and college equivalent credit process, why were you dissatisfied?



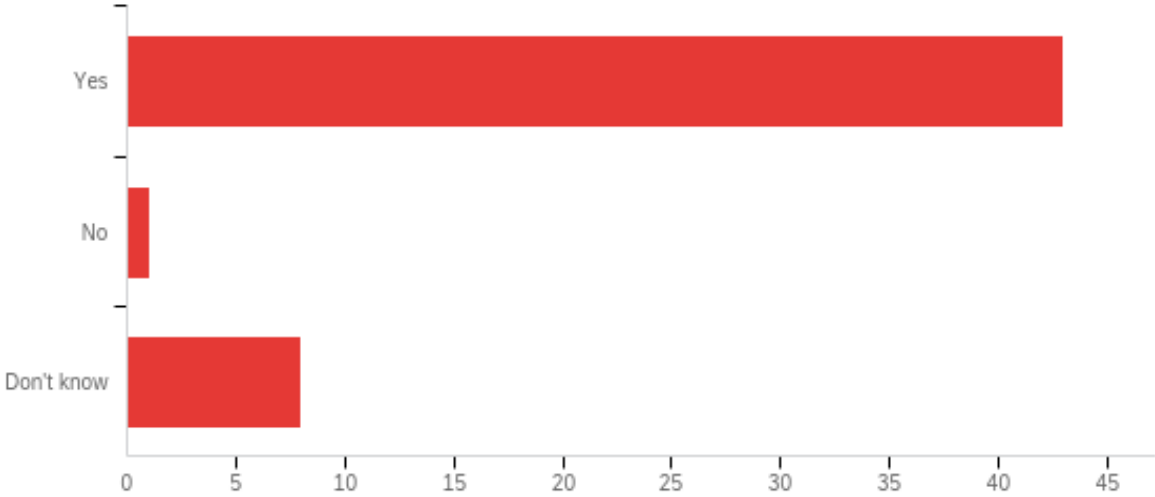
#	Answer	%	Count
1	The process takes too much time and effort	3.13%	1
2	The cost is excessive	3.13%	1
3	The number of credits awarded seemed unfair	6.25%	2
4	Other	3.13%	1
5	I was satisfied	84.38%	27
	Total	100%	32

Q4_4_TEXT - Other

Other - Text

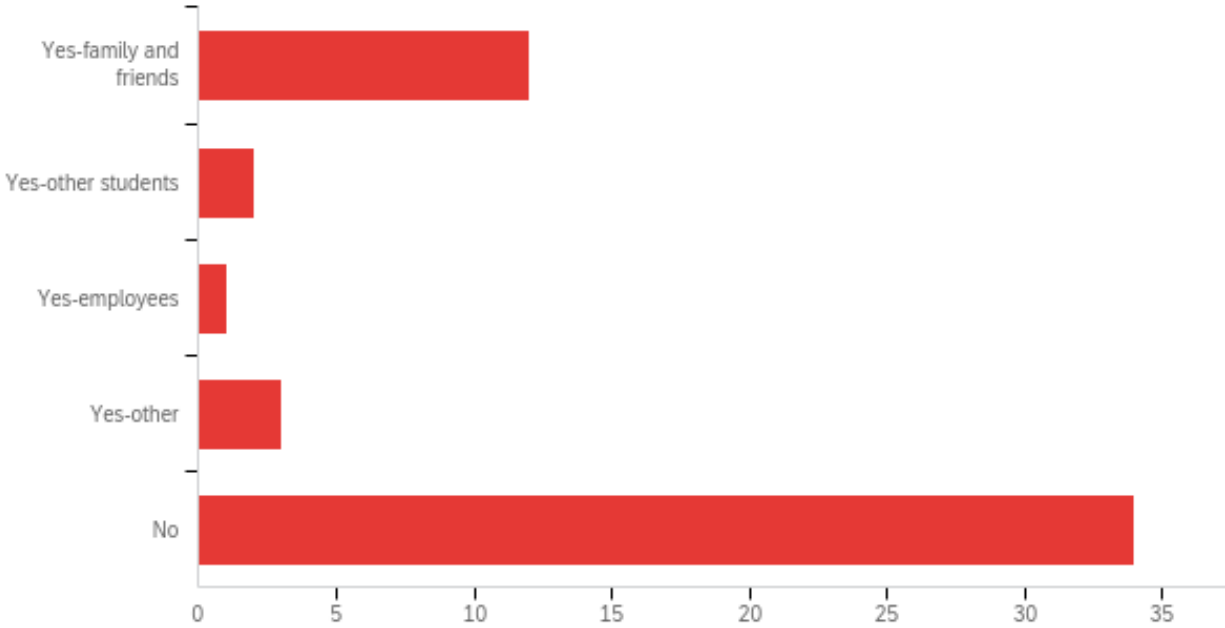
I was told that my 20+ years of work/life experience would likely not be worth any credits, which I find disappointing.

Q5 - After completing the RBA, do you feel you have learned as much - and are as well educated - as other Marshall University graduates?



#	Answer	%	Count
1	Yes	82.69%	43
2	No	1.92%	1
3	Don't know	15.38%	8
	Total	100%	52

Q6 - Has anyone ever questioned the value of your RBA degree?



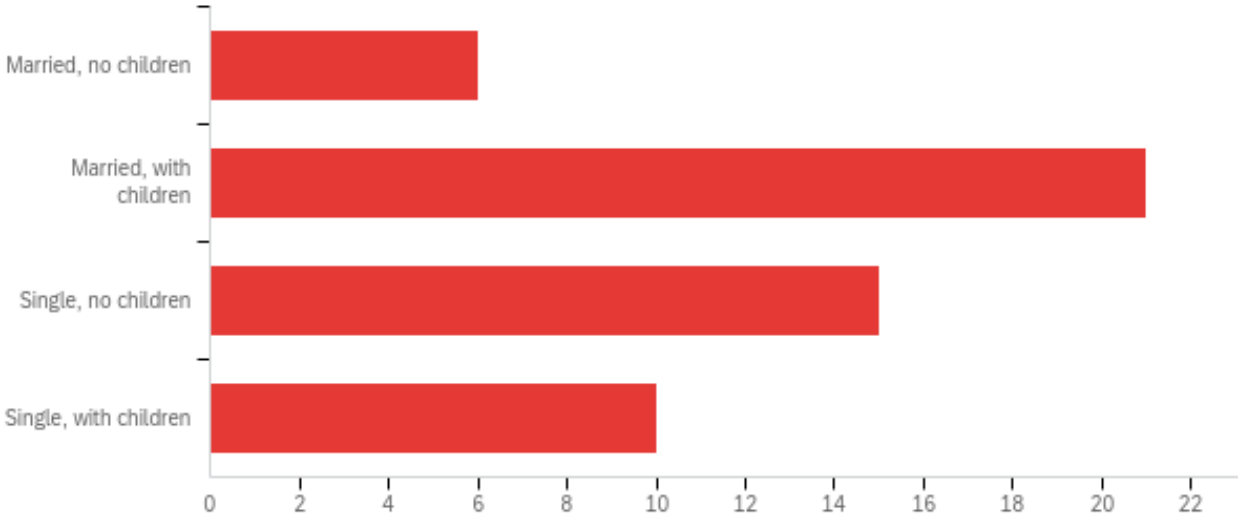
#	Answer	%	Count
1	Yes-family and friends	23.08%	12
2	Yes-other students	3.85%	2
3	Yes-employees	1.92%	1
4	Yes-other	5.77%	3
5	No	65.38%	34
	Total	100%	52

Q6_4_TEXT - Yes-other

Yes-other - Text

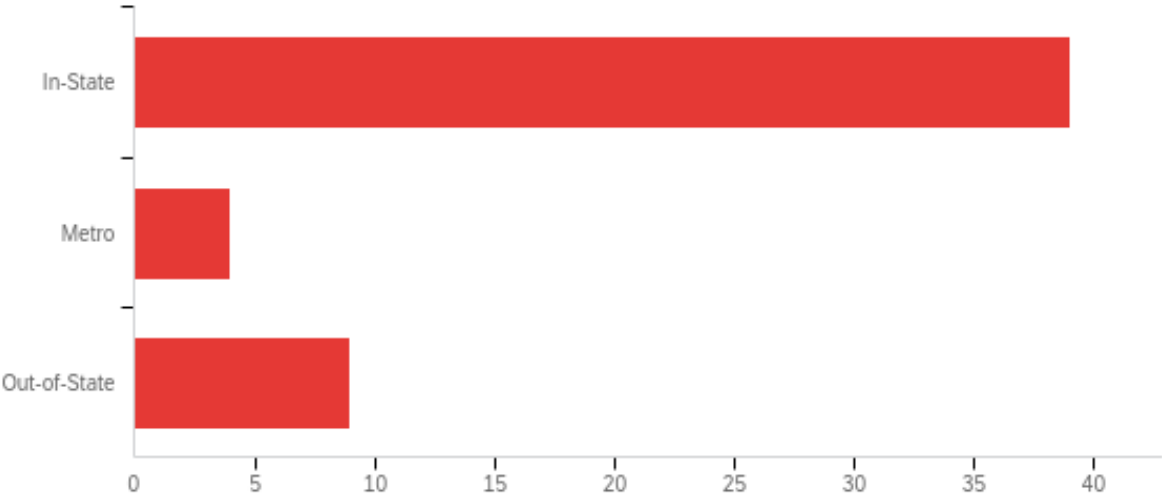
Strangers I have come across in the Huntington Community

Q7 - Family Status



#	Answer	%	Count
1	Married, no children	11.54%	6
2	Married, with children	40.38%	21
3	Single, no children	28.85%	15
4	Single, with children	19.23%	10
	Total	100%	52

Q8 - Residence at time of admission

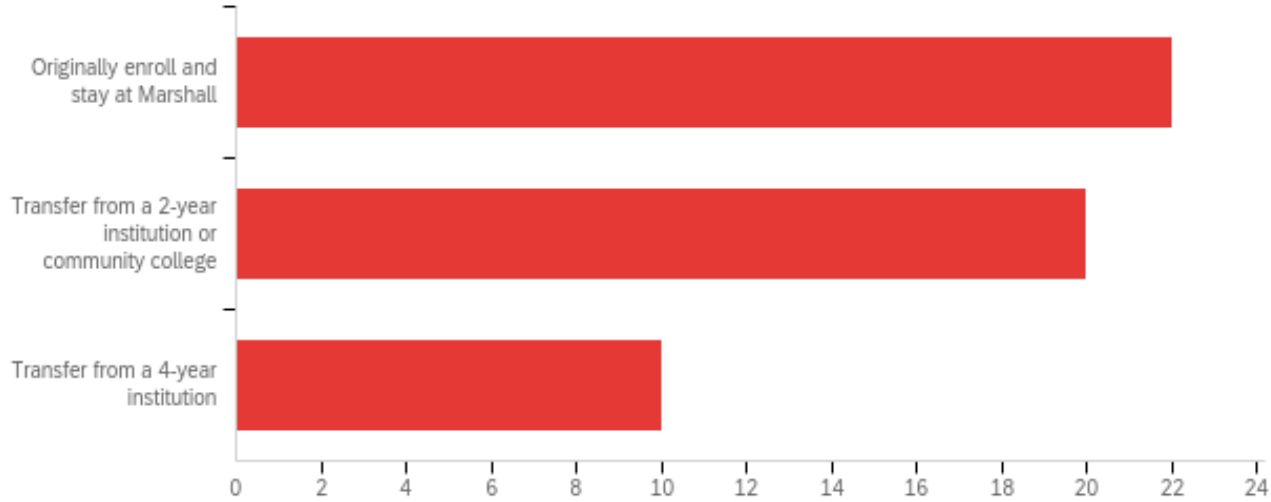


#	Answer	%	Count
1	In-State	75.00%	39
2	Metro	7.69%	4
3	Out-of-State	17.31%	9
	Total	100%	52

Q9 - Number of semesters enrolled to complete your degree (Note: One semester is equal to fall, spring, or summer, resulting in the potential of three semesters in one year).

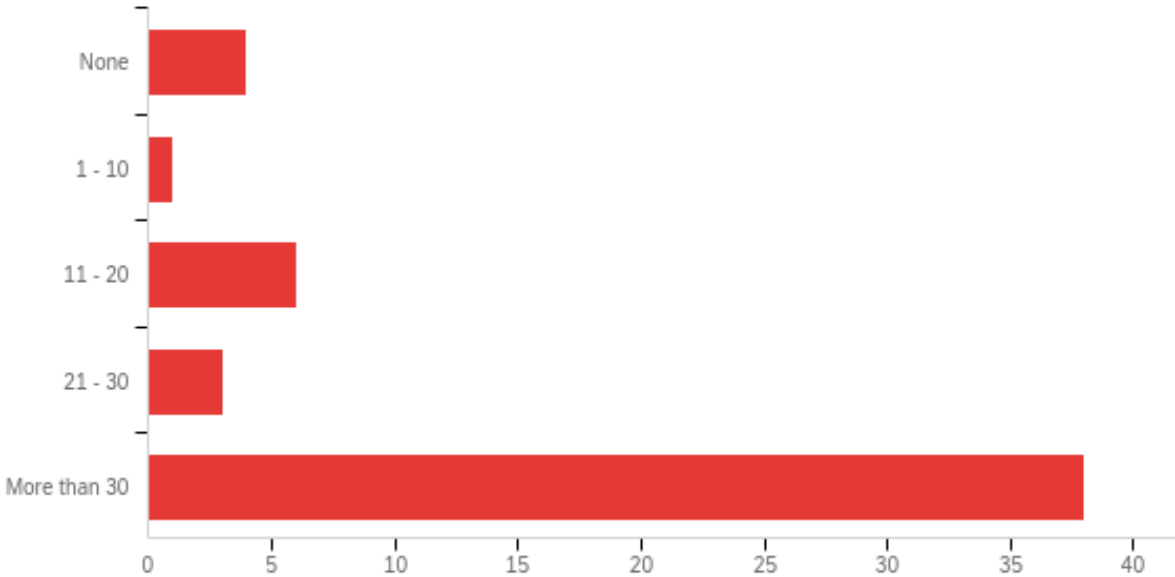
#	Answer	%	Count
1	Fewer than 8 semesters	63.46%	33
2	8 semesters	5.77%	3
3	9 semesters	5.77%	3
4	10 semesters	5.77%	3
5	11 semesters	1.92%	1
6	12 semesters	9.62%	5
7	13 semesters	1.92%	1
8	14 semesters	3.85%	2
9	15 semesters	0.00%	0
10	16 semesters	0.00%	0
11	17 semesters	0.00%	0
12	18 semesters	0.00%	0
13	19 semesters	0.00%	0
14	20 semesters	0.00%	0
15	More than 20 semesters	1.92%	1
	Total	100%	52

Q10 - While pursuing your degree, did you



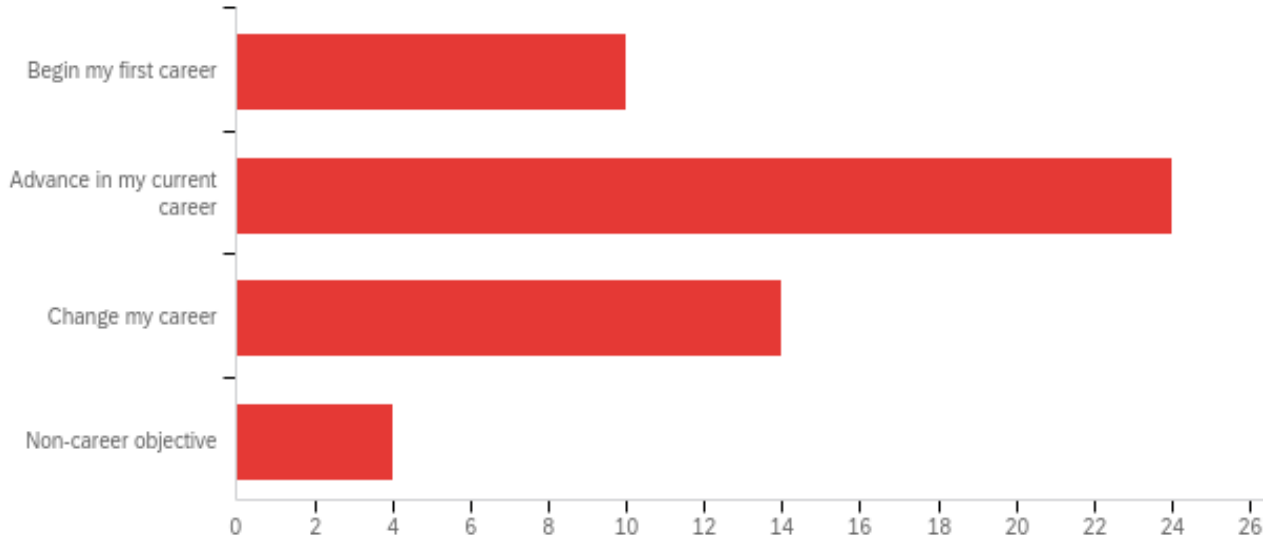
#	Answer	%	Count
1	Originally enroll and stay at Marshall	42.31%	22
2	Transfer from a 2-year institution or community college	38.46%	20
3	Transfer from a 4-year institution	19.23%	10
	Total	100%	52

Q11 - During the last year of your studies, how many hours a week did you work while attending classes?



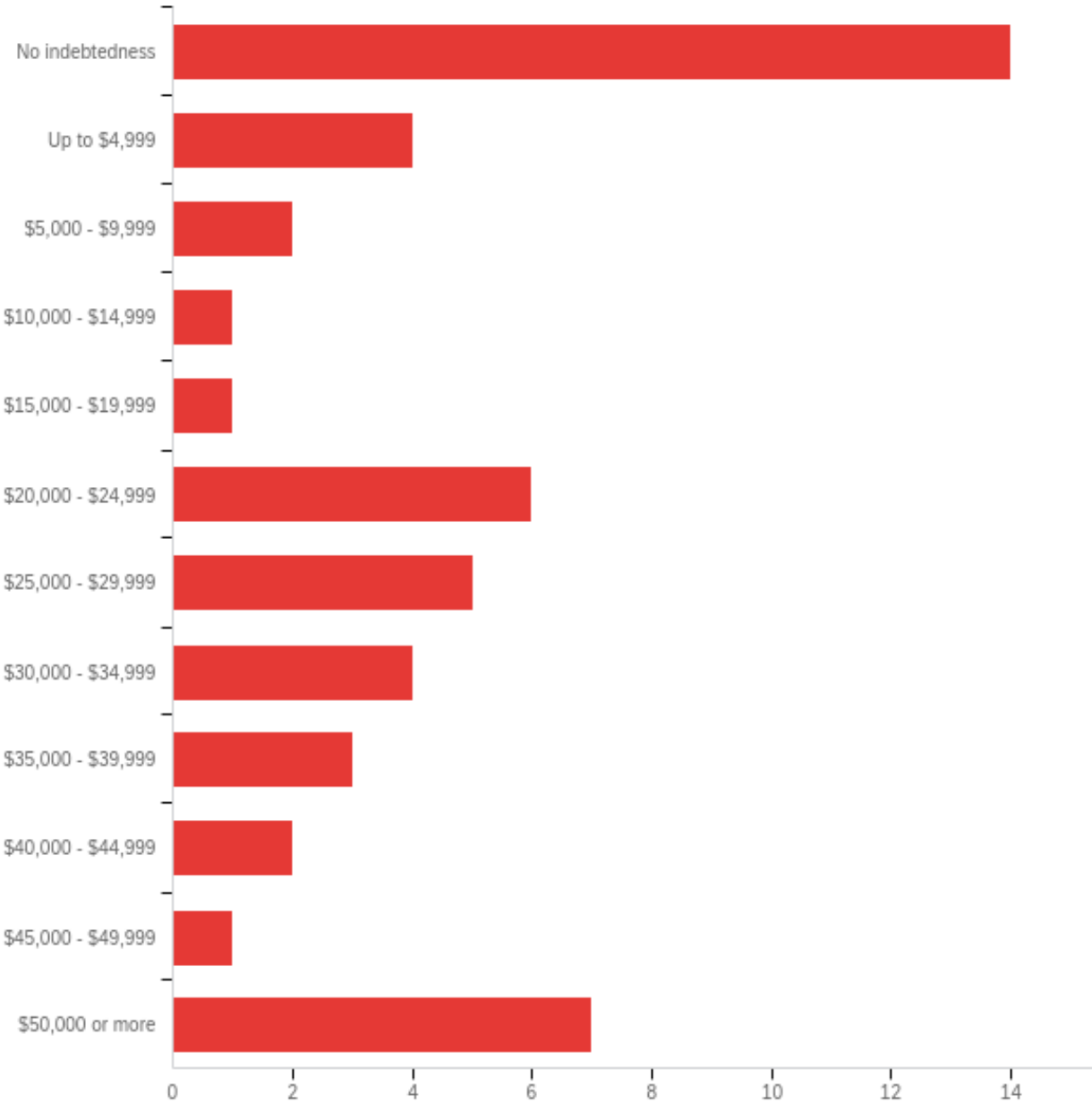
#	Answer	%	Count
1	None	7.69%	4
2	1 - 10	1.92%	1
3	11 - 20	11.54%	6
4	21 - 30	5.77%	3
5	More than 30	73.08%	38
	Total	100%	52

Q12 - Which of the following best describes your educational objective while attending Marshall University?



#	Answer	%	Count
1	Begin my first career	19.23%	10
2	Advance in my current career	46.15%	24
3	Change my career	26.92%	14
4	Non-career objective	7.69%	4
	Total	100%	52

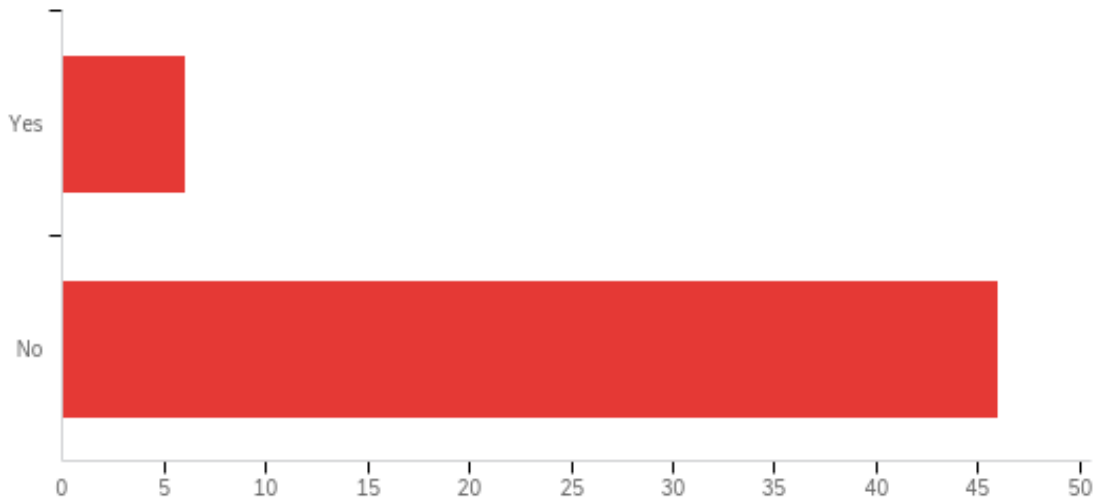
Q13 - Upon graduation, what was the dollar amount of your educational loan indebtedness?



#	Answer	%	Count
1	No indebtedness	28.00%	14
2	Up to \$4,999	8.00%	4
3	\$5,000 - \$9,999	4.00%	2
4	\$10,000 - \$14,999	2.00%	1
5	\$15,000 - \$19,999	2.00%	1

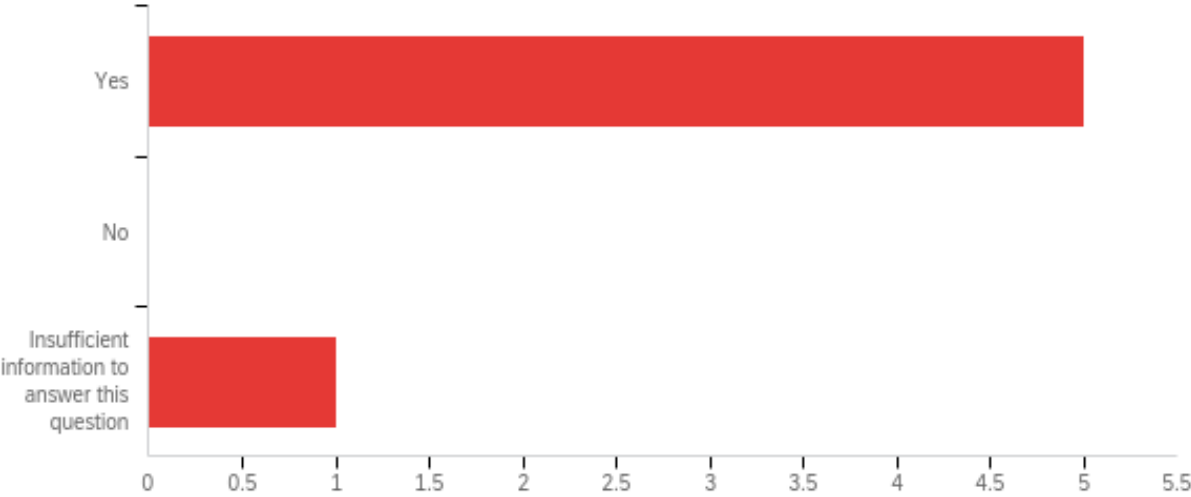
6	\$20,000 - \$24,999	12.00%	6
7	\$25,000 - \$29,999	10.00%	5
8	\$30,000 - \$34,999	8.00%	4
9	\$35,000 - \$39,999	6.00%	3
10	\$40,000 - \$44,999	4.00%	2
11	\$45,000 - \$49,999	2.00%	1
12	\$50,000 or more	14.00%	7
	Total	100%	50

Q14 - Did you take part in an internship, practicum or other structured work experience related to your major and anticipated career?



#	Answer	%	Count
1	Yes	11.54%	6
2	No	88.46%	46
	Total	100%	52

Q15 - If you answered yes to the previous question, did that experience increase your ability to secure employment or employment offers?



#	Answer	%	Count
1	Yes	83.33%	5
2	No	0.00%	0
3	Insufficient information to answer this question	16.67%	1
	Total	100%	6

Q16 - While pursuing my degree at Marshall University

#	Question	Agree	Neutral	Disagree	Total
1	I developed the ability to write effectively.	84.62% 44	13.46% 7	1.92% 1	52
2	I used numerical information to explore real world problems.	78.43% 40	19.61% 10	1.96% 1	51
3	I learned to find scholarly information, to evaluate it critically and to use it effectively.	96.15% 50	1.92% 1	1.92% 1	52
4	I gained expertise in the use of technology important in my major field.	80.77% 42	19.23% 10	0.00% 0	52
5	I acquired sufficient skills and knowledge to prepare for career-related positions.	80.39% 41	17.65% 9	1.96% 1	51
6	I developed the ability to express myself effectively through speaking.	78.43% 40	15.69% 8	5.88% 3	51
7	I developed multicultural and global perspectives.	78.43% 40	15.69% 8	5.88% 3	51
8	Writing intensive courses helped me to improve my writing skills.	78.43% 40	11.76% 6	9.80% 5	51
9	My classes challenged me to analyze and evaluate issues and to solve real-world problems in a manner that is ethical and supportive of our civic well-being.	90.00% 45	8.00% 4	2.00% 1	50
10	My capstone course challenged me to do my best work.	41.67% 20	52.08% 25	6.25% 3	48
11	I learned to examine issues from multiple perspectives.	98.04% 50	1.96% 1	0.00% 0	51
12	I learned to use what I know to solve novel problems.	88.24% 45	9.80% 5	1.96% 1	51
13	I learned to analyze my own values and to examine other viewpoints and credible evidence.	94.12% 48	3.92% 2	1.96% 1	51
14	I determined how to improve my own learning and to engage in lifelong learning.	92.16% 47	7.84% 4	0.00% 0	51
15	I used knowledge from more than one area of study to explore issues or to solve problems.	96.00% 48	4.00% 2	0.00% 0	50
16	Writing Intensive courses enhanced my learning experience.	64.71% 33	27.45% 14	7.84% 4	51

Q17 - Now that I have completed my degree,

#	Question	Agree		Neutral		Disagree		Total
1	I feel adequately prepared for a career and/or graduate or professional study in my major field.	84.62%	44	15.38%	8	0.00%	0	52
2	I believe that Marshall University's program in my major field is of high quality.	82.35%	42	13.73%	7	3.92%	2	51
3	I would recommend to others that they study the same program at Marshall.	92.16%	47	1.96%	1	5.88%	3	51
4	I would recommend Marshall to prospective students.	94.12%	48	3.92%	2	1.96%	1	51

Q18 - Please rate your level of satisfaction with the quality of the following at Marshall:

#	Question	Satisfied		Neutral		Dissatisfied		Total
1	Teaching	88.46%	46	7.69%	4	3.85%	2	52
2	Advising	76.92%	40	17.31%	9	5.77%	3	52
3	Academic Support Services	84.31%	43	13.73%	7	1.96%	1	51
4	Classroom/Lab Facilities	62.00%	31	36.00%	18	2.00%	1	50

Q19 - Which of the following will BEST describe your status after graduation? Please select only ONE of the following categories.

#	Answer	%	Count
1	Employed full time (on average 30 hours or more per week).	69.23%	36
2	Employed part time (on average fewer than 30 hours per week)	1.92%	1
3	Participating in a volunteer or service program (e.g., Peace Corps, AmeriCorps, City Year, etc.)	0.00%	0
4	Serving in the United States Military	0.00%	0
5	Enrolled in further education	7.69%	4
6	Seeking employment	11.54%	6
7	Planning to continue education but not yet enrolled	5.77%	3
8	Not seeking employment or continuing education at this time.	3.85%	2
	Total	100%	52

Q20 - Please provide the name of your employer AND your employer's location (e.g., city, state or country if outside the United States).

Please provide the name of your employer AND your employer's location (e.g., city, state or country if outside the United States).

Cabell Huntington hospital

Ohio State University Wexner Medical Center

Grainger Huntington WV

Charleston Area Medical Center Charleston, WV

West Virginia

West Virginia Division of Highways. Charleston, West Virginia

Powerback Rehab located at Putnam Center, Hurricane, WV

Wisconsin Army National Guard, Madison Wisconsin

Teays Valley Child Development Center

WV DHHR 156 Resource Lane Foster WV 25081

Collins Career Center, Chesapeake, Ohio

Huntington Bank- Huntington WV

Valley Health Systems Huntington, West Virginia

Budget and Policy center Charleston, WV

Marshall University Civil Engineering WAEC Room 2201

Wvdocr

Manchester Tank Campbellsville Kentucky

Marshall Bookstore, Huntington, WV

Pretera Center, Huntington WV

Mountain Laurel Integrated Healthcare

Belle Chasse Louisiana. Turn Services LLC

WV Department of Health and Human Resources Huntington, WV

City National Bank- Barboursville, WV

CASCI

Alorica- Bluefield, West Virginia

US DOJ--FBI

Cabell County Schools Huntington, West Virginia

London Public Library London, OH

Kanawha Co. BCSE 231 Capitol St. STE 111 Charleston WV, 25301

GXO Logistics Charlotte, NC, USA

United States Marshals Service 845 5th Ave., Room 201 Huntington, WV 25701

Unlimited PossAbilities, Inc Milton, WV

Q21 - If employed, please provide your job title.

If employed, please provide your job title.

Radiation therapist

Patient Access Coordinator

Account rep

Addiction Specialist

Coal Miner

Transportation Program Manager 2

Physical Therapist Assistant

Legal Administrator

Administrative Assistant

Economic Service Worker

Alternative learning instructor

Treasury management advisor

Lead Ultrasonographer

research fellow

Administrative secretary sr

Oaiii

X-Ray technician

associate

Youth Mentor

Logan, aWv

TowBoat Captain

Economic Service Worker

Customer Service Representative & Teller

Customer Service Advocate

Customer Service Representative

Supervisory Threat Intake Examiner

Teacher's Aide

Support Services Administrator/Interim Director

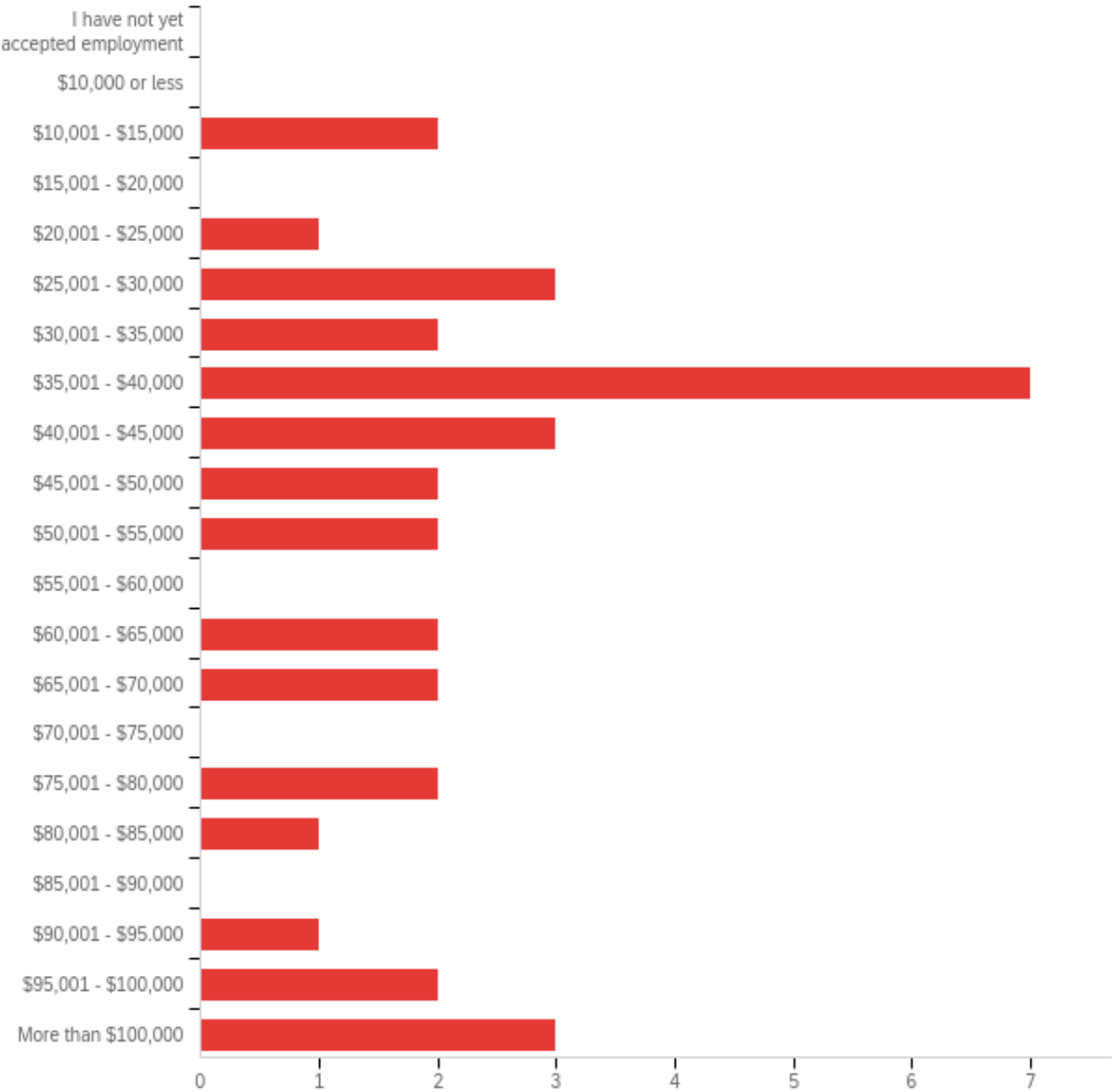
CHILD SUPPORT SPECIALIST

Global Human Resources Manager

Deputy U.S. Marshal

Day Program Clinical Director

Q22 - If employed, what is your annual base salary in U. S. dollars? (Please choose the appropriate range).



#	Answer	%	Count
1	I have not yet accepted employment	0.00%	0
2	\$10,000 or less	0.00%	0
3	\$10,001 - \$15,000	5.71%	2
4	\$15,001 - \$20,000	0.00%	0
5	\$20,001 - \$25,000	2.86%	1

6	\$25,001 - \$30,000	8.57%	3
7	\$30,001 - \$35,000	5.71%	2
8	\$35,001 - \$40,000	20.00%	7
9	\$40,001 - \$45,000	8.57%	3
10	\$45,001 - \$50,000	5.71%	2
11	\$50,001 - \$55,000	5.71%	2
12	\$55,001 - \$60,000	0.00%	0
13	\$60,001 - \$65,000	5.71%	2
14	\$65,001 - \$70,000	5.71%	2
15	\$70,001 - \$75,000	0.00%	0
16	\$75,001 - \$80,000	5.71%	2
17	\$80,001 - \$85,000	2.86%	1
18	\$85,001 - \$90,000	0.00%	0
19	\$90,001 - \$95,000	2.86%	1
20	\$95,001 - \$100,000	5.71%	2
21	More than \$100,000	8.57%	3
	Total	100%	35

Q23 - Guaranteed first-year bonus amount in U. S. dollars, if you are receiving one.

Guaranteed first-year bonus amount in U. S. dollars, if you are receiving one.

NA
7000
1.00
?
N/A
\$2,000
\$19,500
Approximately \$6,000.

Q24 - Please provide the name of the service organization as well as assignment city and state (or country if outside the U. S.).

There were no responses to this item.

Q25 - What is your role or title within the Service Organization?

There were no responses to this item.

Q26 - Please choose your military service branch and provide your rank in the text box next to the service branch you select.

There were no responses to this item.

Q27 - Please provide the name of the higher education institution and location (city, state, country [if outside U.S.]) you plan to attend.

Please provide the name of the higher education institution and location (city, state, country [if outside U.S.]) you plan to attend.

West Virginia University, Morgantown WV

Marshall University

Marshall University

University of the Cumberlands, Williamsburg, KY

Q28 - What program of study will you pursue?

What program of study will you pursue?

Integrated Marketing Communications with a specialization in healthcare

undecided

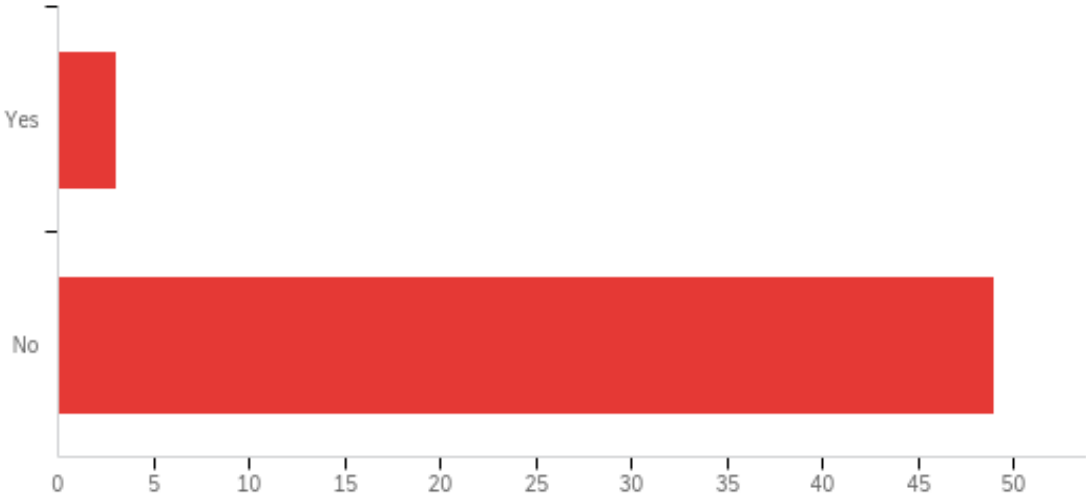
MBA-Marketing

Criminal Justice Administration

Q29 - What degree will you pursue at this institution?

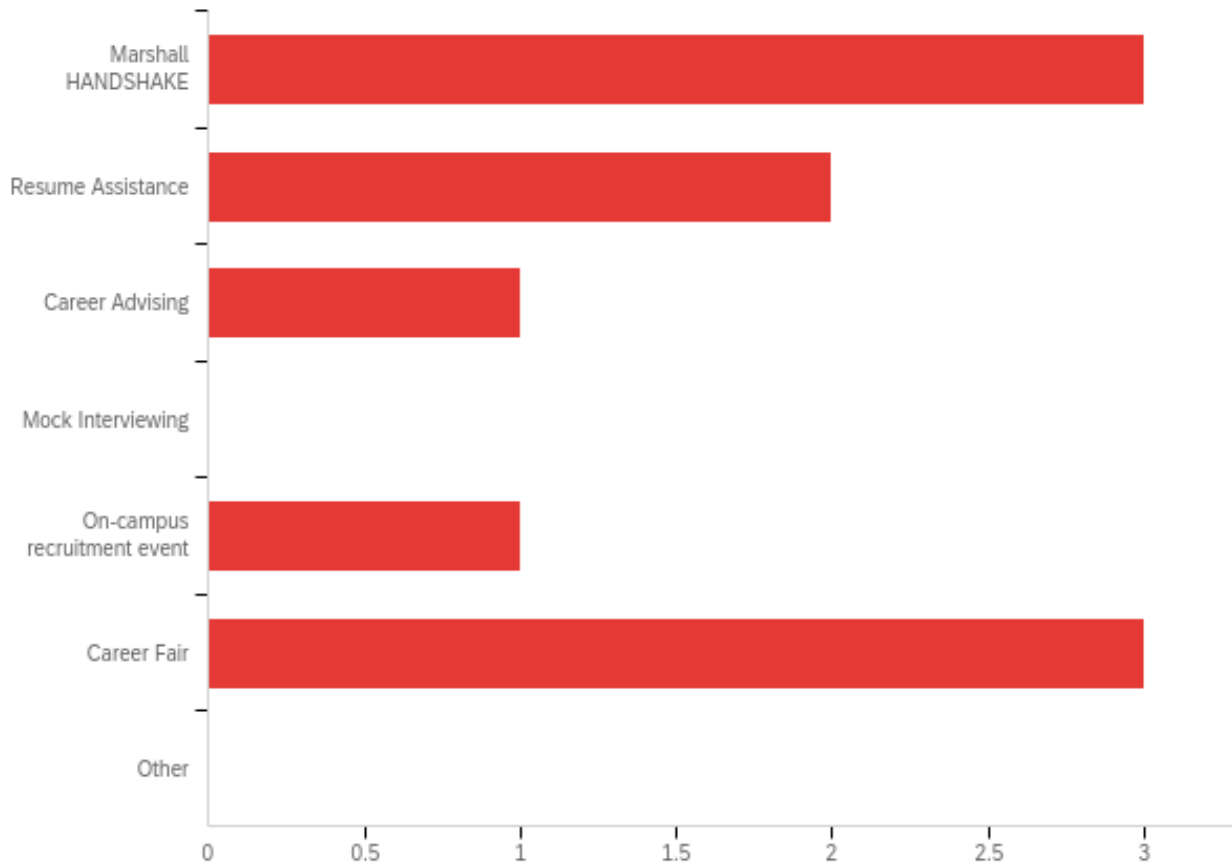
#	Answer	%	Count
1	Associate's Degree	0.00%	0
2	Bachelor's Degree	0.00%	0
3	Master's Degree	100.00%	4
4	Education Specialist (EdS)	0.00%	0
5	Doctor of Education (EdD)	0.00%	0
6	Doctor of Philosophy (PhD)	0.00%	0
7	Doctor of Medicine (MD)	0.00%	0
8	Doctor of Osteopathic Medicine (DO)	0.00%	0
9	Doctor of Physical Therapy (DPT)	0.00%	0
10	Doctor of Pharmacy (PharmD)	0.00%	0
11	Doctor of Law (JD)	0.00%	0
12	Doctor of Nurse Anesthesia Practice (DNAP)	0.00%	0
13	Doctor of Psychology (PsyD)	0.00%	0
14	Doctor of Audiology (AudD)	0.00%	0
15	Doctor of Optometry (OD)	0.00%	0
16	Doctor of Veterinary Medicine (DVM)	0.00%	0
17	Doctor of Musical Arts (DMA)	0.00%	0
18	Other (Please specify)	0.00%	0
	Total	100%	4

Q30 - Did you use Career Services to help you with your career plans?



#	Answer	%	Count
1	Yes	5.77%	3
2	No	94.23%	49
	Total	100%	52

Q31 - If you answered "yes" to the previous question, please indicate all services used.



#	Answer	%	Count
1	Marshall HANDSHAKE	30.00%	3
2	Resume Assistance	20.00%	2
3	Career Advising	10.00%	1
4	Mock Interviewing	0.00%	0
5	On-campus recruitment event	10.00%	1
6	Career Fair	30.00%	3
7	Other	0.00%	0
	Total	100%	10