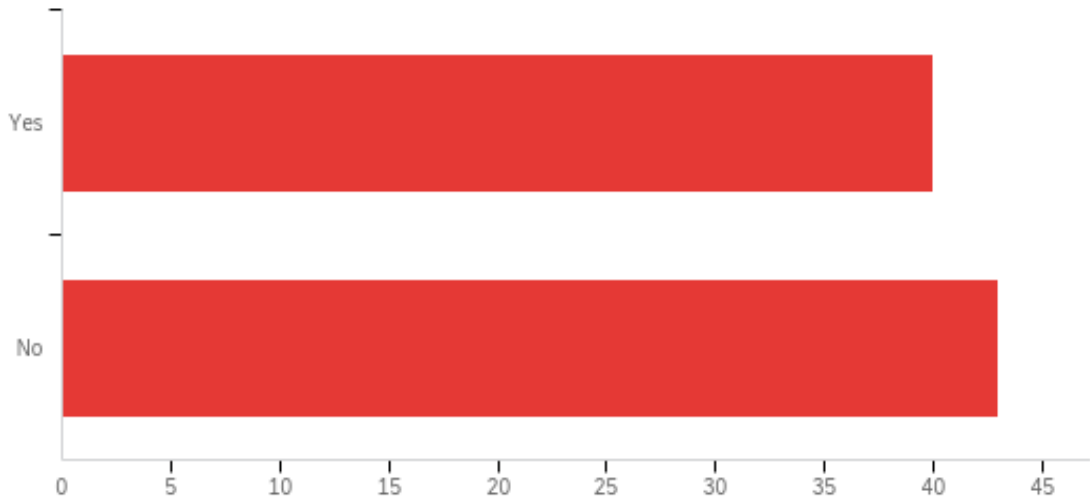




# Career Education Survey Results

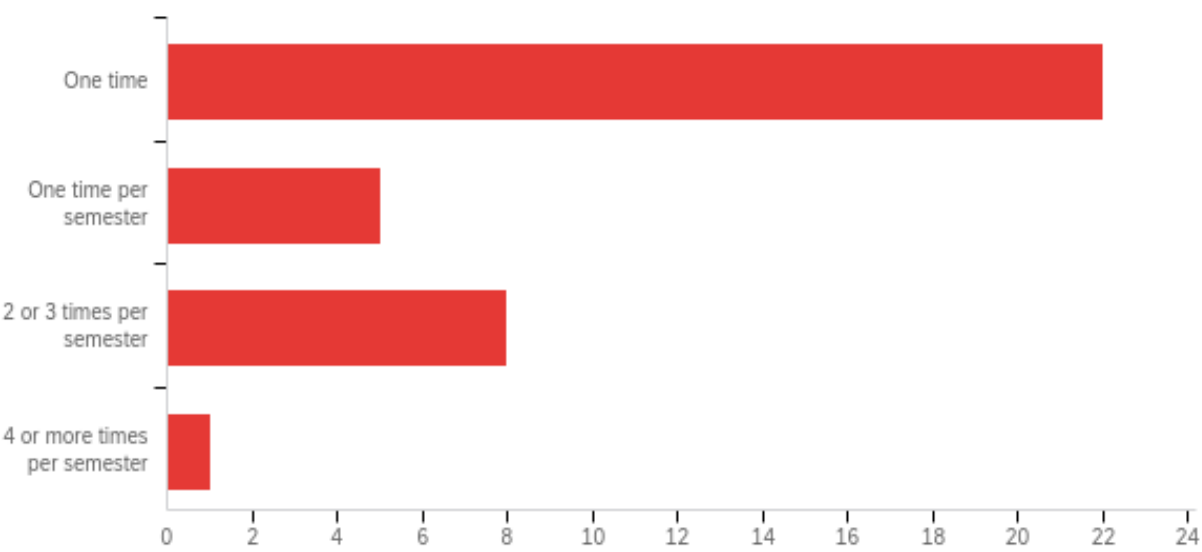
## Assessment Day 2025Default Report

Q1 - Have you used the Career Education office (either in-person or virtually)? (Online /Virtual visits are defined as scheduled appointments with Career Education staff using Handshake, Teams, or another virtual platform.)



#	Answer	%	Count
1	Yes	48.19%	40
2	No	51.81%	43
	Total	100%	83

**Q2 - Between July 1, 2024, and the present, how many times did you visit Career Education? Include visits both in-person and virtually (using Handshake, Teams, or another virtual platform.)**



#	Answer	%	Count
1	One time	61.11%	22
2	One time per semester	13.89%	5
3	2 or 3 times per semester	22.22%	8
4	4 or more times per semester	2.78%	1
	Total	100%	36

**Q3 - For which of the following reasons have you visited Career Education? Select all that apply.**

#	Answer	%	Count
1	Career Exploration/PathwayU (Pathway includes questions related to interests, values, personality, & workplace preference)	14.47%	11
2	Advice on academic programs (majors/courses) related to a career path	5.26%	4
3	General career advice	11.84%	9
4	Questions about Handshake	7.89%	6
5	Help with a job search	6.58%	5
6	Help with an internship or co-op search	5.26%	4
7	Help with a resume and/or cover letter	13.16%	10
8	Interview preparation or mock interview	9.21%	7
9	Class assignment	17.11%	13
10	Help with LinkedIn profile	3.95%	3
11	Headshot	1.32%	1
12	Researching a potential employer	0.00%	0
13	Other (please specify)	3.95%	3
	Total	100%	76

**Q3\_13\_TEXT - Other (please specify)**

Other (please specify) - Text

Inquiring about etiquette dinner event

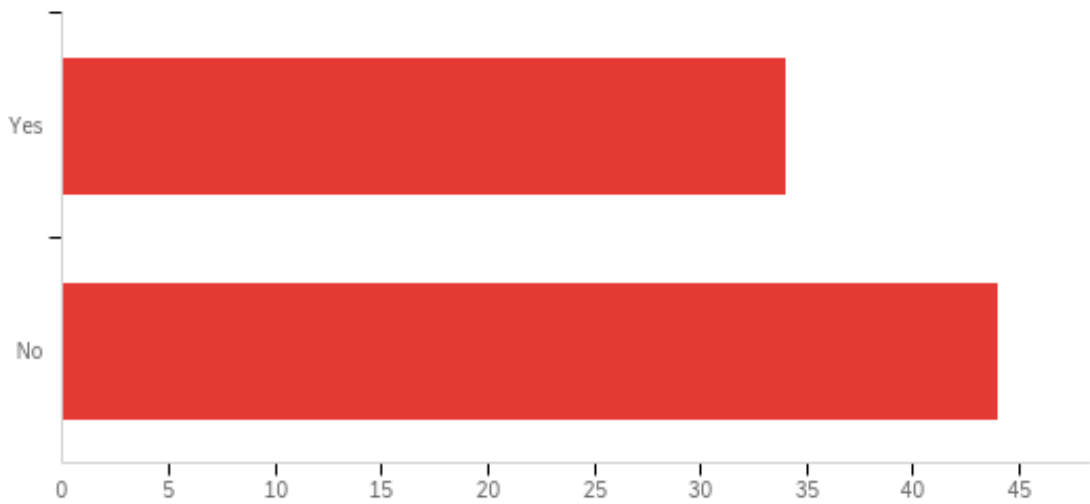
Got tickets for etiquette dinner

Registering for Etiquette Dinner

**Q4 - To what extent do you agree with the following statements:**

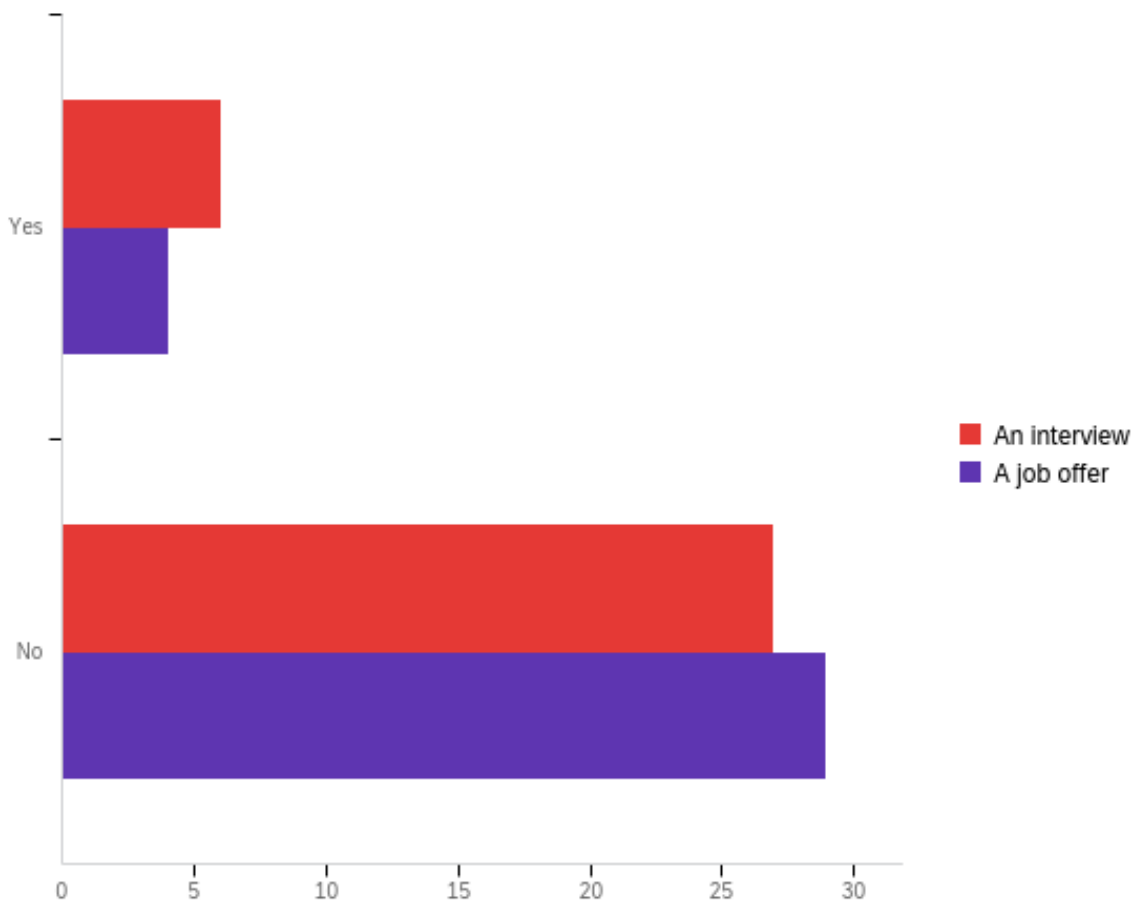
#	Question	Strongly disagree		Somewhat disagree		Neither agree nor disagree		Somewhat agree		Strongly agree		Total
1	I feel welcome at my school's career center.	11.11%	4	5.56%	2	5.56%	2	27.78%	10	50.00%	18	36
2	I feel comfortable asking staff at the career center for help with my career development.	11.11%	4	5.56%	2	11.11%	4	22.22%	8	50.00%	18	36
3	I feel comfortable discussing my academic program or career plans with a faculty member.	11.11%	4	5.56%	2	11.11%	4	25.00%	9	47.22%	17	36
4	I feel supported by the faculty in my major(s).	11.11%	4	11.11%	4	13.89%	5	16.67%	6	47.22%	17	36

**Q5 - Did you attend a career fair in the past year (Fall 2024, Spring 2025)?**



#	Answer	%	Count
1	Yes	43.59%	34
2	No	56.41%	44
	Total	100%	78

**Q6 - As a result of attending a career fair, did you receive an interview and/or job offer from an organization you spoke with at the fair?**



#	Question	Yes		No		Total
1	An interview	18.18%	6	81.82%	27	33
2	A job offer	12.12%	4	87.88%	29	33

**Q7 - Recruiting events are defined as events in which a recruiter communicates with potential job candidates. In which of the following recruiting events have you participated in the past 12 months? Select all that apply.**

#	Answer	%	Count
1	ECHO (Exploring Careers & Highlighting Occupations, part of UNI 100)	6.86%	7
2	Career Fairs	32.35%	33
3	Meet & Greet Networking Events	3.92%	4
4	Employer Presentations	4.90%	5
5	Handshake Virtual Events	3.92%	4
6	Employer Information Sessions/Tabling	5.88%	6
7	Job Shadowing	2.94%	3
8	Company/Business Tours	2.94%	3
9	Webinars	3.92%	4
10	Other (please specify)	1.96%	2
11	I did not attend any of these recruiting events	30.39%	31
	Total	100%	102

Q7\_10\_TEXT - Other (please specify)

Other (please specify) - Text

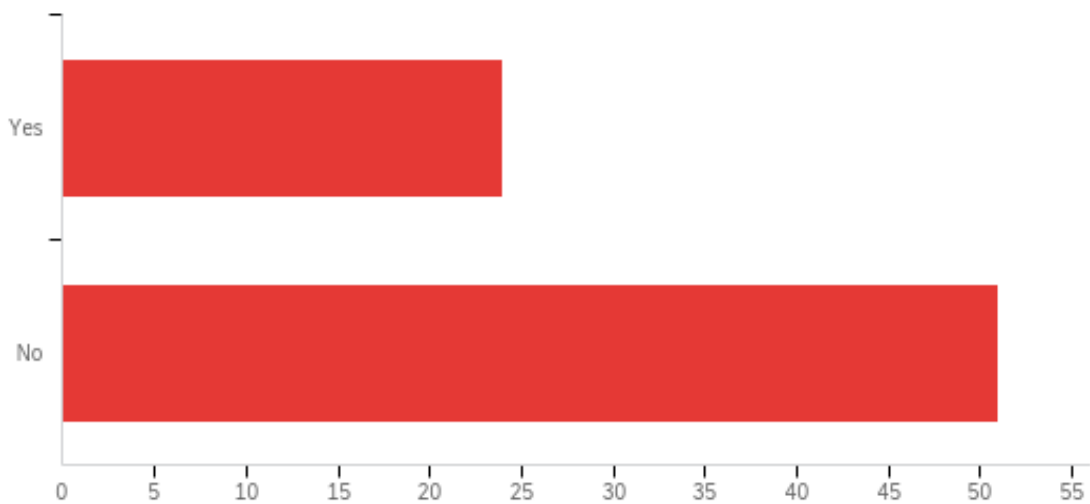
---

Program specific presentations

---

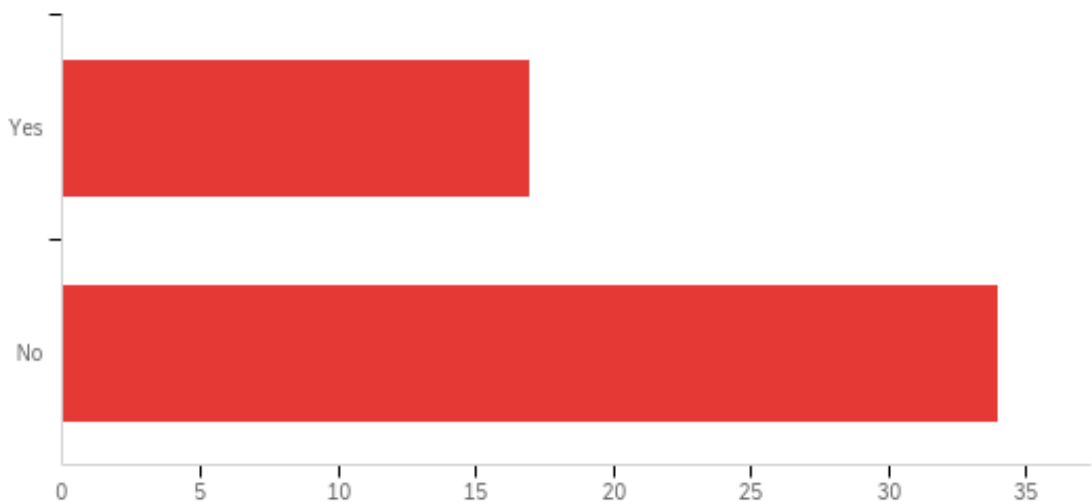
Internship if that counts

Q8 - Have you participated in ANY experiential learning opportunities since starting college at Marshall University?



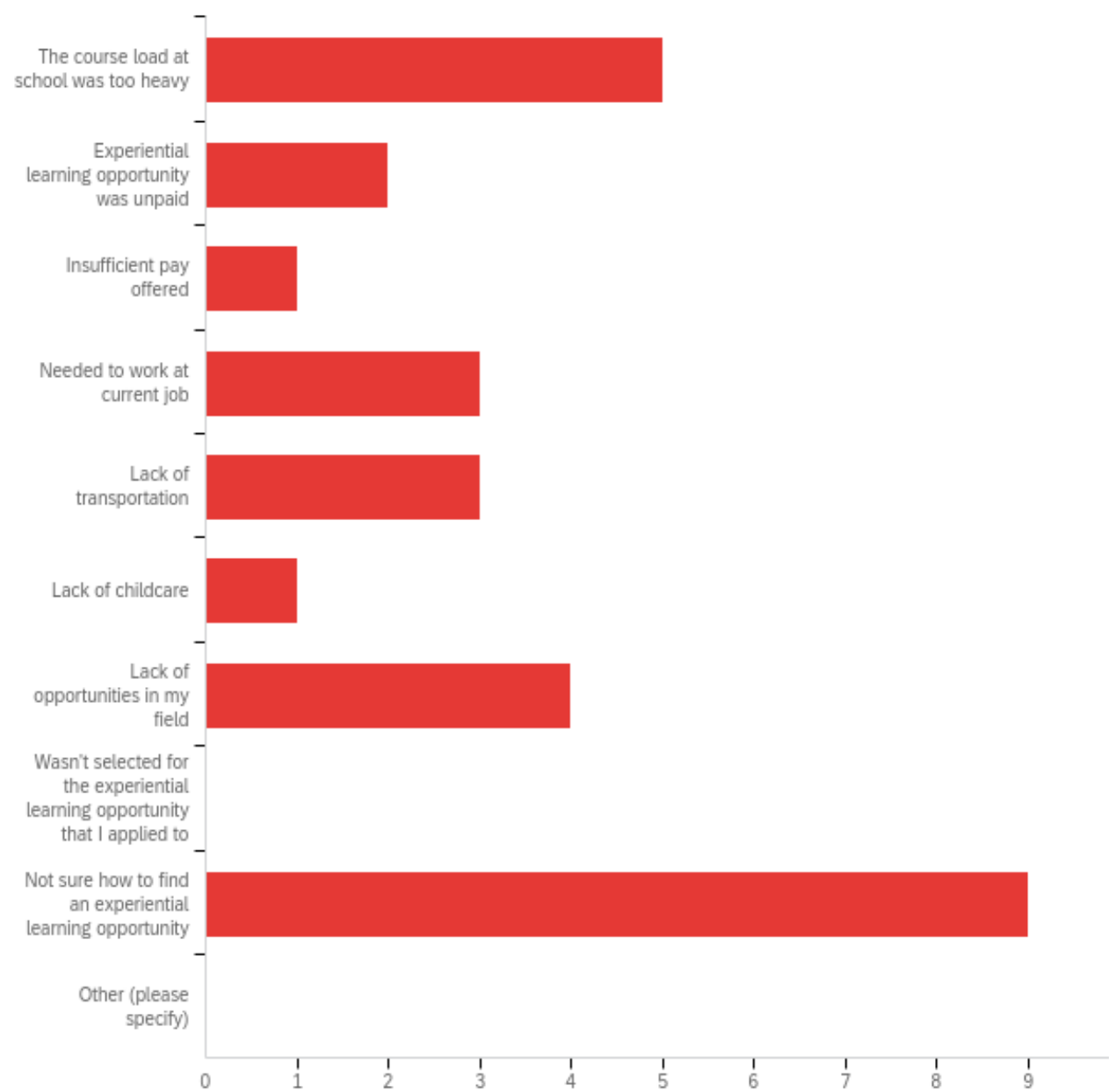
#	Answer	%	Count
1	Yes	32.00%	24
2	No	68.00%	51
	Total	100%	75

Q9 - In the past 12 months, did you want to participate in any experiential learning opportunities?



#	Answer	%	Count
1	Yes	33.33%	17
2	No	66.67%	34
	Total	100%	51

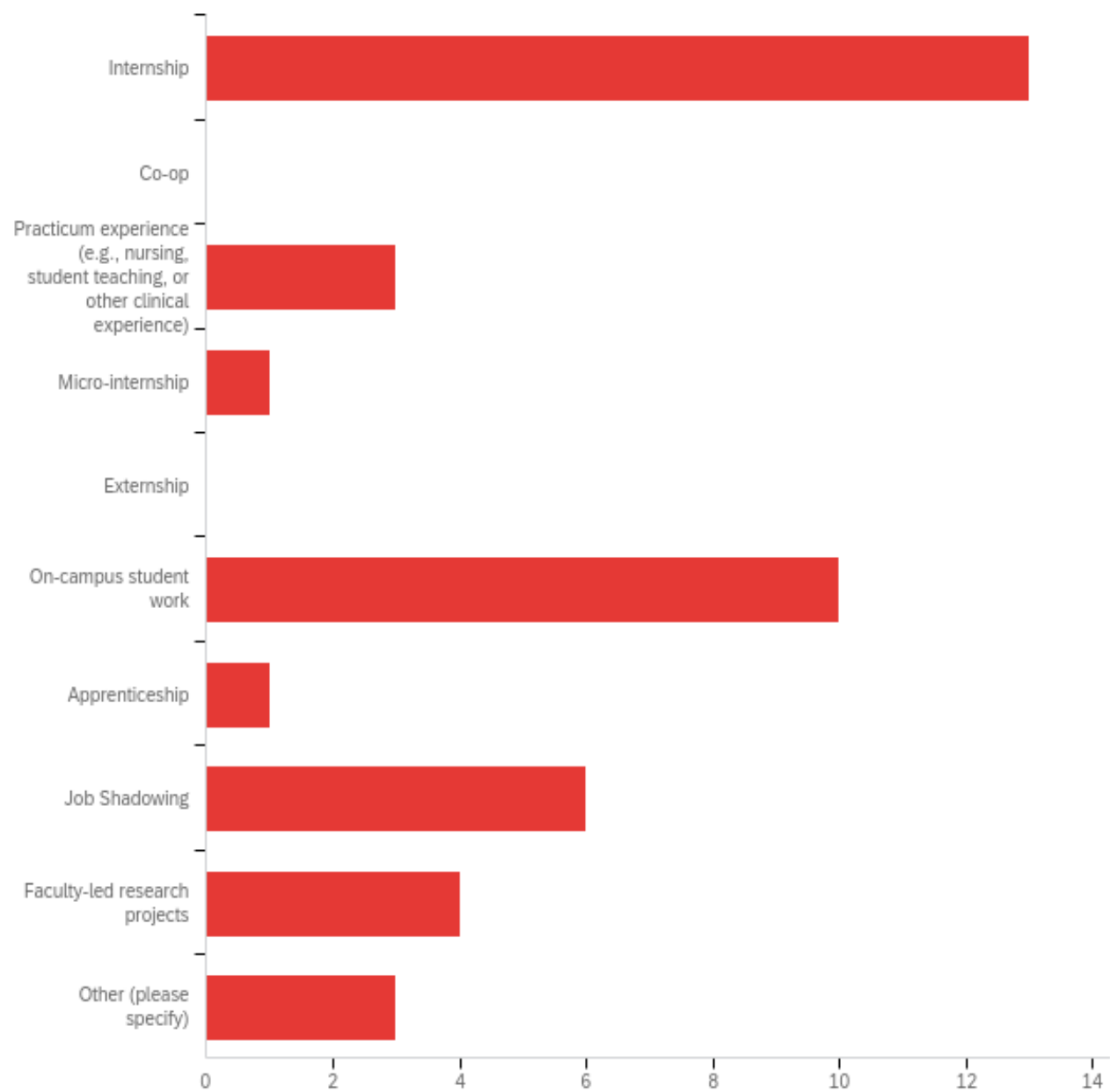
**Q10 - Which of the following were obstacles to finding an experiential learning opportunity? Select all that apply.**



#	Answer	%	Count
1	The course load at school was too heavy	17.86%	5
2	Experiential learning opportunity was unpaid	7.14%	2
3	Insufficient pay offered	3.57%	1
4	Needed to work at current job	10.71%	3

5	Lack of transportation	10.71%	3
6	Lack of childcare	3.57%	1
7	Lack of opportunities in my field	14.29%	4
8	Wasn't selected for the experiential learning opportunity that I applied to	0.00%	0
9	Not sure how to find an experiential learning opportunity	32.14%	9
10	Other (please specify)	0.00%	0
	Total	100%	28

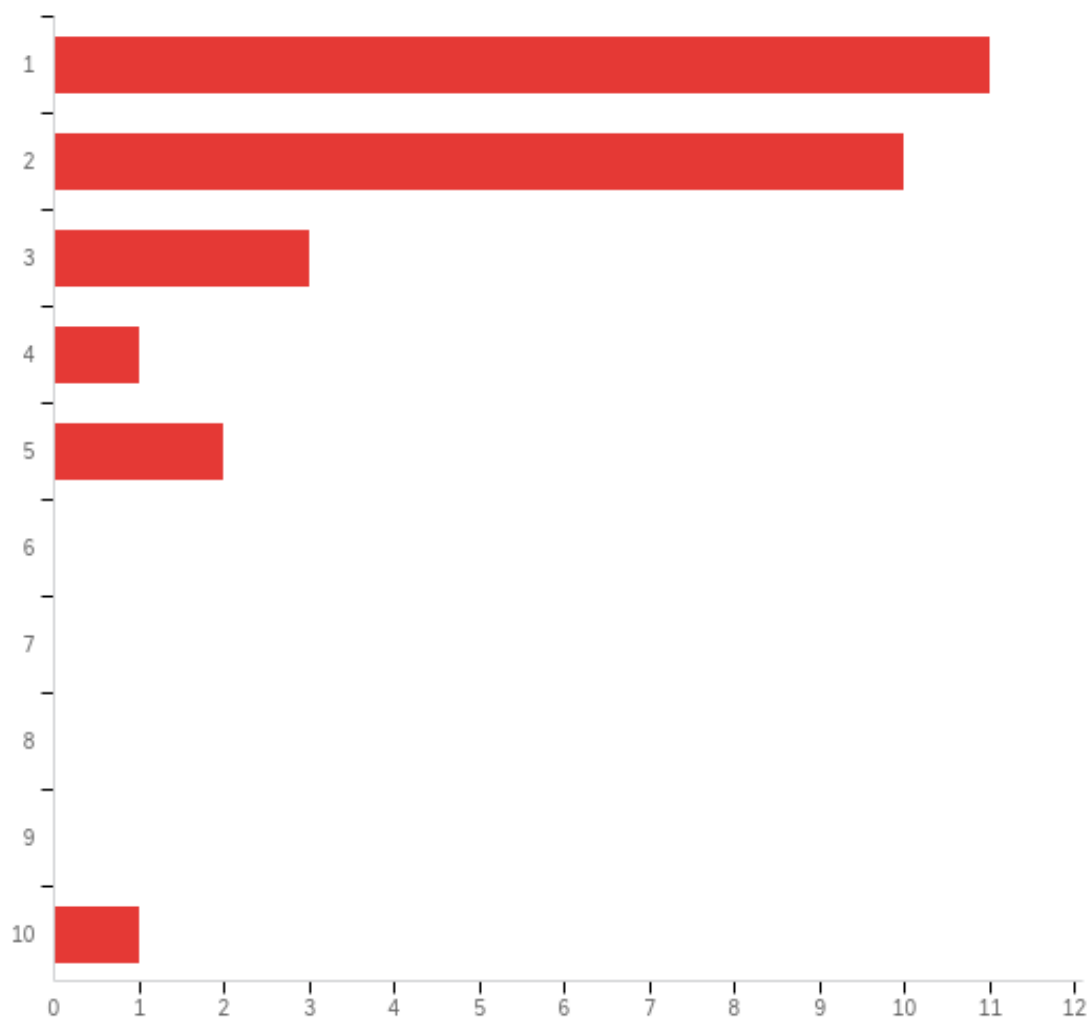
**Q11 - Which of the following best describes your most recent experiential learning opportunity? Select all that apply.**



#	Answer	%	Count
1	Internship	31.71%	13
2	Co-op	0.00%	0
3	Practicum experience (e.g., nursing, student teaching, or other clinical experience)	7.32%	3
4	Micro-internship	2.44%	1

5	Externship	0.00%	0
6	On-campus student work	24.39%	10
7	Apprenticeship	2.44%	1
8	Job Shadowing	14.63%	6
9	Faculty-led research projects	9.76%	4
10	Other (please specify)	7.32%	3
	Total	100%	41

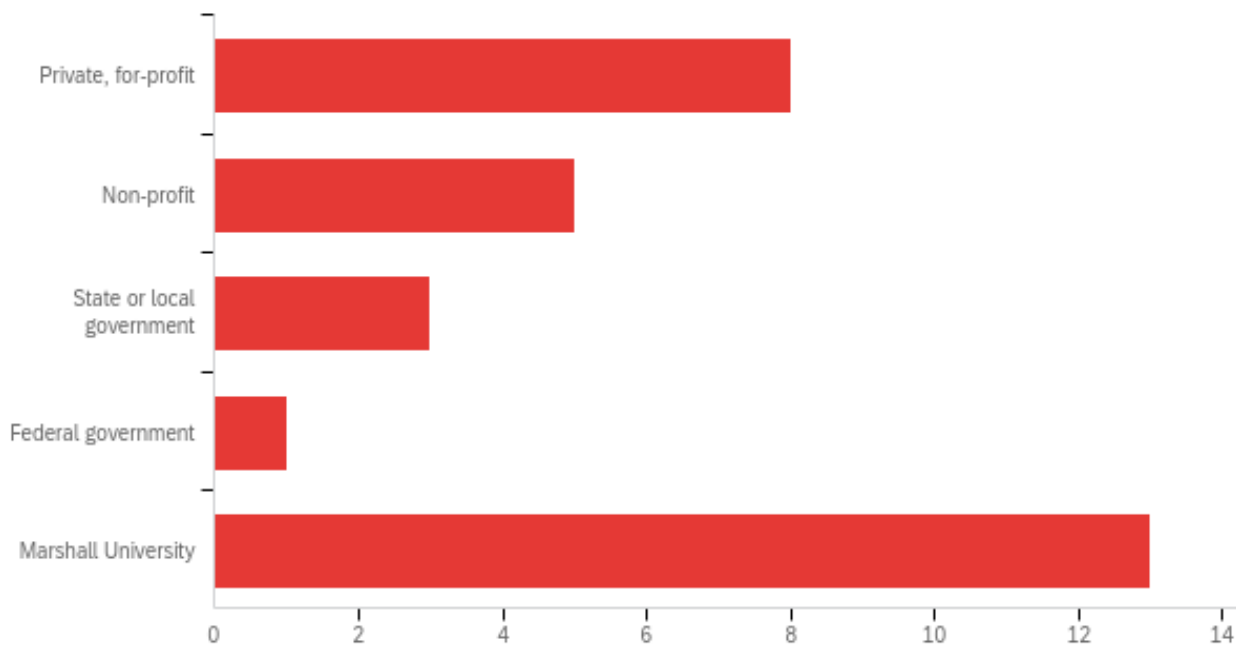
Q12 - How many experiential learning opportunities have you engaged in during your time at Marshall University?



#	Answer	%	Count
1	1	39.29%	11
2	2	35.71%	10
3	3	10.71%	3
4	4	3.57%	1
5	5	7.14%	2
6	6	0.00%	0
7	7	0.00%	0
8	8	0.00%	0

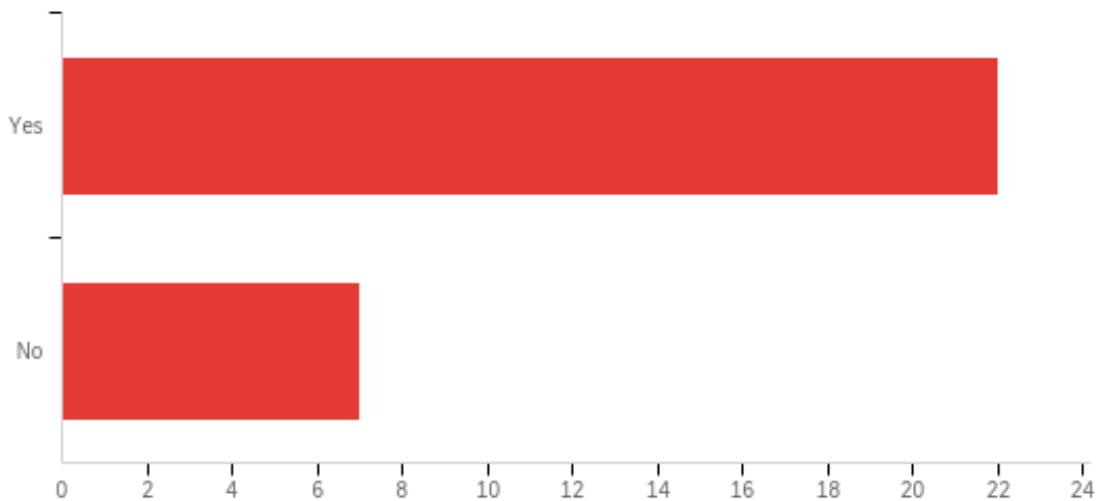
9	9	0.00%	0
10	10	3.57%	1
	Total	100%	28

**Q13 - Which of the following best describes the type of employer for your most recent experiential learning opportunity?**



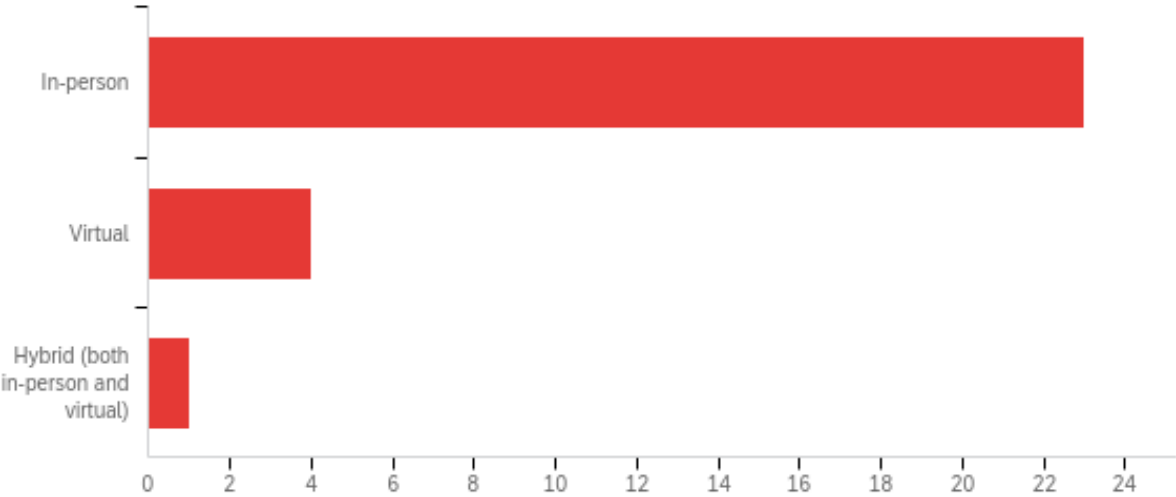
#	Answer	%	Count
1	Private, for-profit	26.67%	8
2	Non-profit	16.67%	5
3	State or local government	10.00%	3
4	Federal government	3.33%	1
5	Marshall University	43.33%	13
	Total	100%	30

Q14 - Was your experiential learning opportunity related to your major?



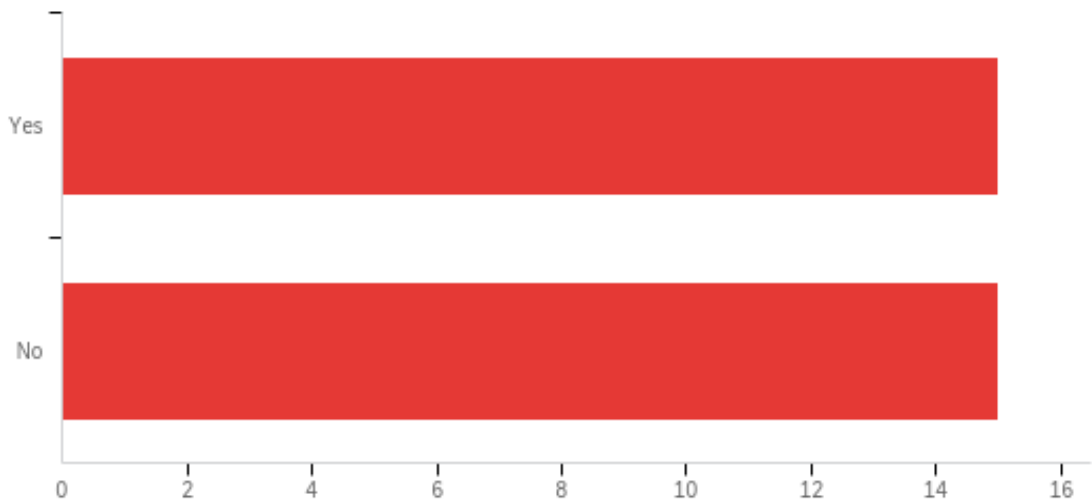
#	Answer	%	Count
1	Yes	75.86%	22
2	No	24.14%	7
	Total	100%	29

Q15 - Was your most recent experiential learning activity in-person, virtual, or hybrid?



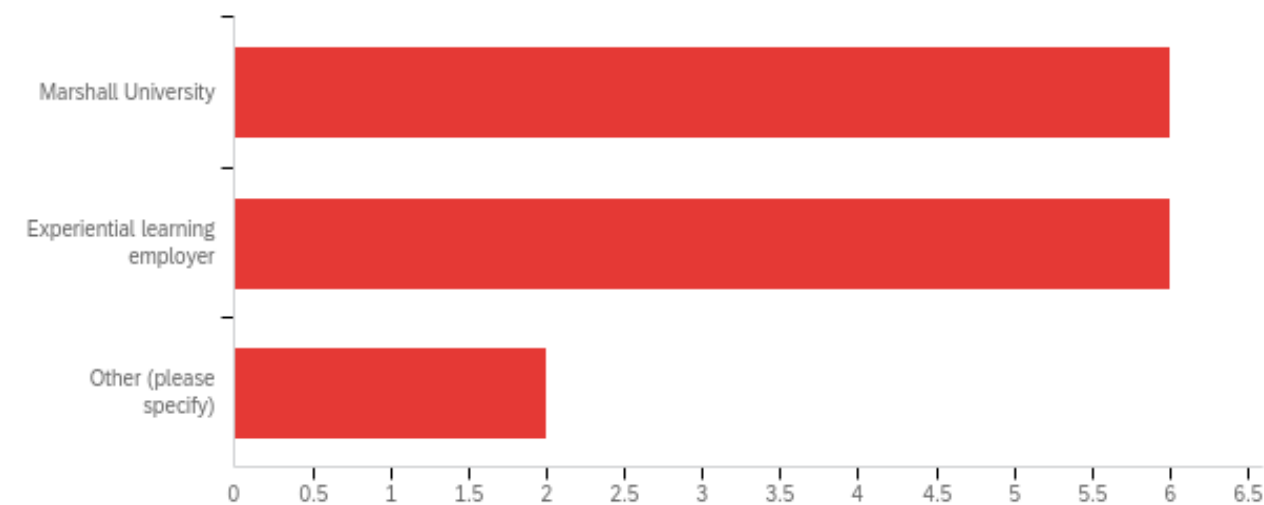
#	Answer	%	Count
1	In-person	82.14%	23
2	Virtual	14.29%	4
3	Hybrid (both in-person and virtual)	3.57%	1
	Total	100%	28

Q16 - Were you paid for the experiential learning opportunity?



#	Answer	%	Count
1	Yes	50.00%	15
2	No	50.00%	15
	Total	100%	30

Q17 - Select the appropriate source your pay was received from?

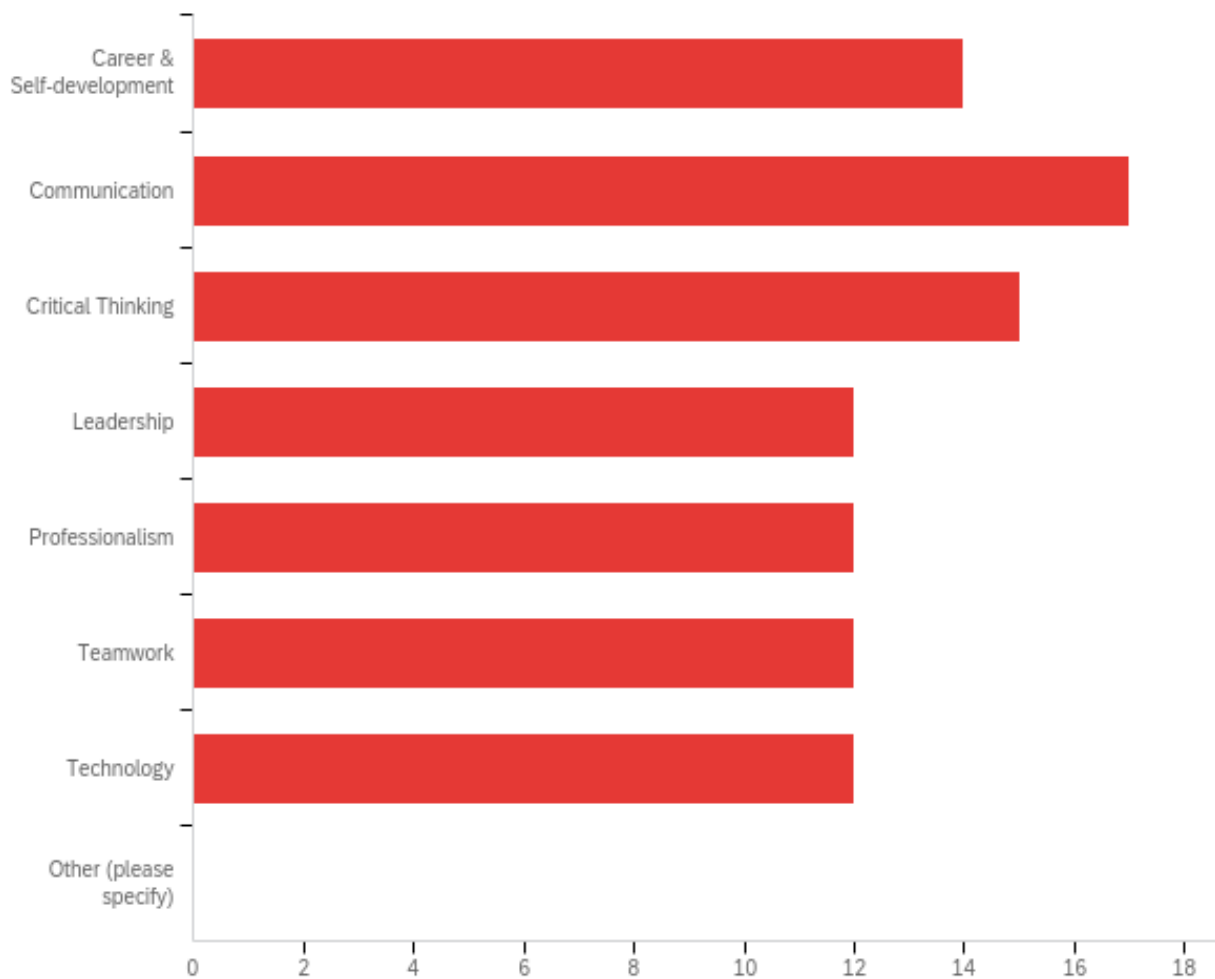


#	Answer	%	Count
1	Marshall University	42.86%	6
2	Experiential learning employer	42.86%	6
3	Other (please specify)	14.29%	2
	Total	100%	14

**Q18 - How much do you agree with the following statements about your career development experience:**

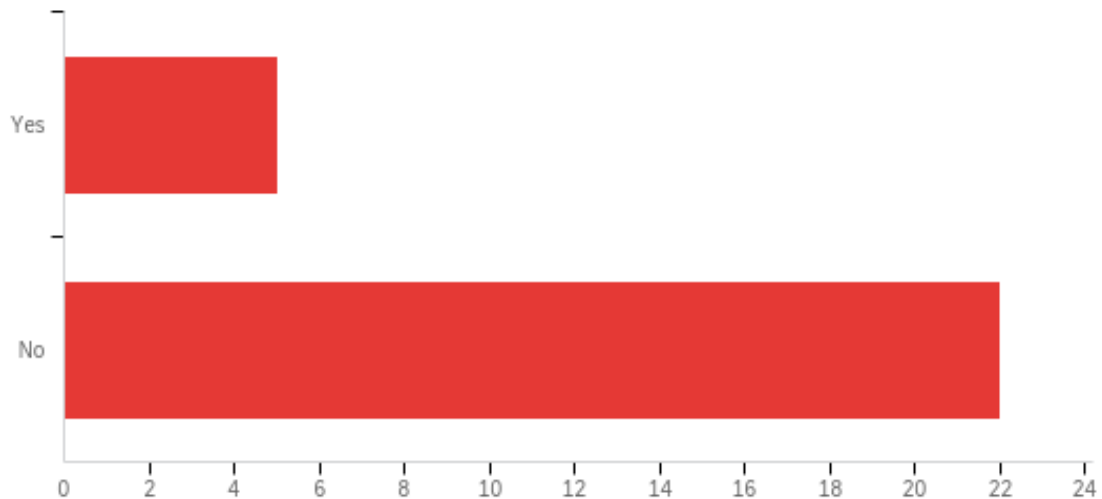
#	Question	Strongly disagree		Disagree		Neither agree nor disagree		Agree		Strongly agree		Total
1	My supervisor provided me with enough support while I was doing the work.	14.29%	4	7.14%	2	25.00%	7	25.00%	7	28.57%	8	28
2	My experiential learning helped me determine that this was a field I was interested in for a career.	11.54%	3	7.69%	2	26.92%	7	30.77%	8	23.08%	6	26
3	My experience taught me a lot of things that I never would have been able to learn in the classroom.	11.54%	3	11.54%	3	15.38%	4	30.77%	8	30.77%	8	26
4	My experience required me to use several complex or high-level skills.	11.54%	3	19.23%	5	15.38%	4	23.08%	6	30.77%	8	26
5	After my experience, I want a career in this industry.	11.54%	3	11.54%	3	19.23%	5	26.92%	7	30.77%	8	26

**Q19 - What competencies and skills did you develop in your experiential learning opportunity? Select all that apply.**



#	Answer	%	Count
1	Career & Self-development	14.89%	14
2	Communication	18.09%	17
3	Critical Thinking	15.96%	15
4	Leadership	12.77%	12
5	Professionalism	12.77%	12
6	Teamwork	12.77%	12
7	Technology	12.77%	12
8	Other (please specify)	0.00%	0
	Total	100%	94

## Q20 - Did you receive a job offer from your most recent experiential learning employer?



#	Answer	%	Count
1	Yes	18.52%	5
2	No	81.48%	22
	Total	100%	27

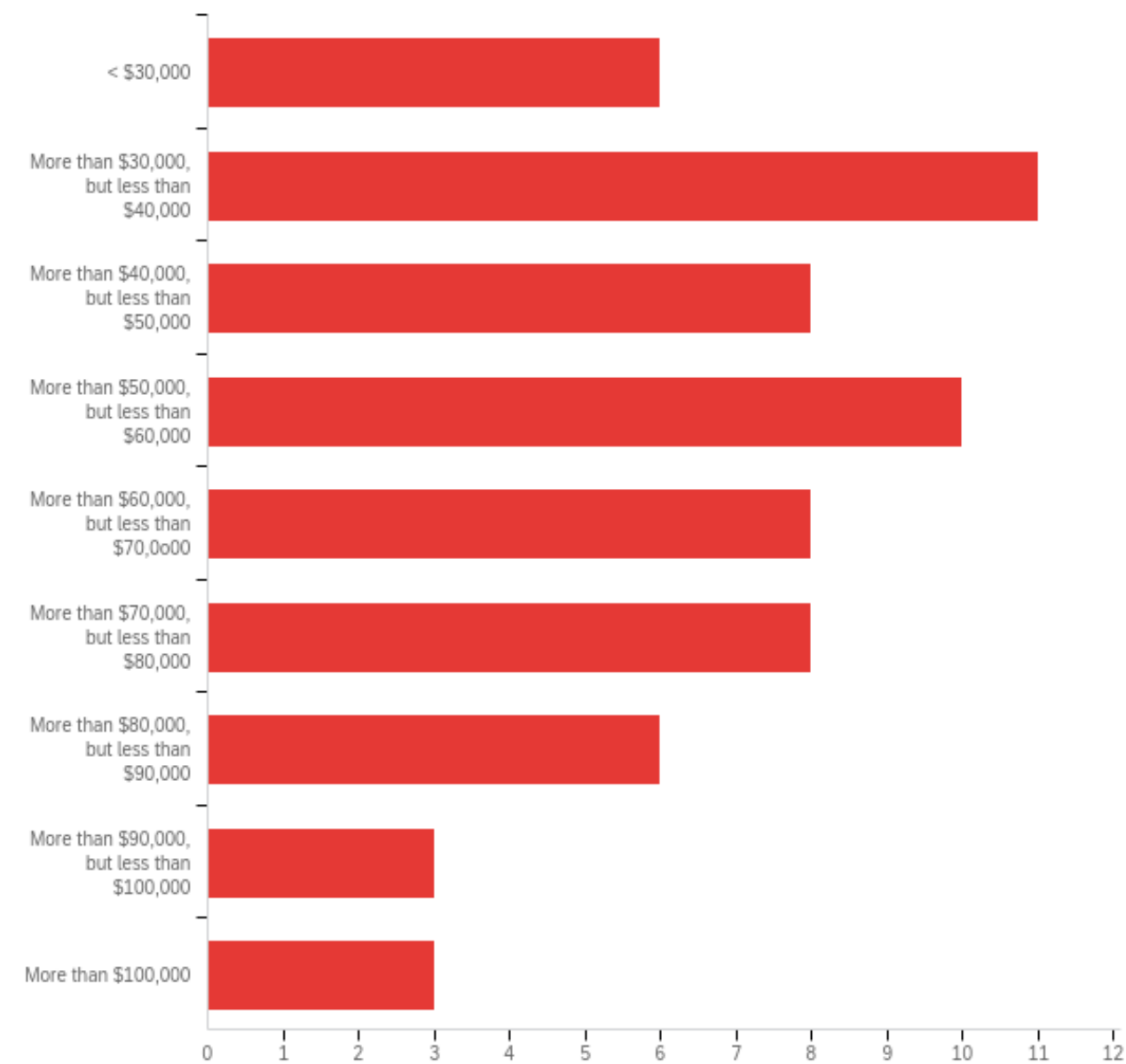
## Q21 - Please rate how IMPORTANT you believe each of the following skills/competencies will be to success in your future career:

#	Question	Not at all important	Not very important	Somewhat important	Very important	Extremely important	Total
1	Career & Self-development	3.17% 2	0.00% 0	14.29% 9	47.62% 30	34.92% 22	63
2	Communication	1.61% 1	0.00% 0	4.84% 3	33.87% 21	59.68% 37	62
3	Critical Thinking	3.17% 2	0.00% 0	1.59% 1	44.44% 28	50.79% 32	63
4	Leadership	1.61% 1	0.00% 0	19.35% 12	35.48% 22	43.55% 27	62
5	Professionalism	1.59% 1	0.00% 0	11.11% 7	39.68% 25	47.62% 30	63
6	Teamwork	1.59% 1	1.59% 1	14.29% 9	31.75% 20	50.79% 32	63
7	Technology	1.59% 1	3.17% 2	17.46% 11	33.33% 21	44.44% 28	63

**Q22 - Please rate how PROFICIENT you are in these areas:**

#	Question	Not at all proficient		Not very proficient		Somewhat proficient		Very proficient		Extremely proficient		Total
1	Career & Self-development	1.59%	1	9.52%	6	34.92%	22	36.51%	23	17.46%	11	63
2	Communication	1.61%	1	4.84%	3	37.10%	23	37.10%	23	19.35%	12	62
3	Critical Thinking	1.59%	1	0.00%	0	28.57%	18	50.79%	32	19.05%	12	63
4	Leadership	1.59%	1	4.76%	3	38.10%	24	38.10%	24	17.46%	11	63
5	Professionalism	1.59%	1	6.35%	4	22.22%	14	38.10%	24	31.75%	20	63
6	Teamwork	1.59%	1	3.17%	2	28.57%	18	39.68%	25	26.98%	17	63
7	Technology	3.17%	2	4.76%	3	33.33%	21	41.27%	26	17.46%	11	63

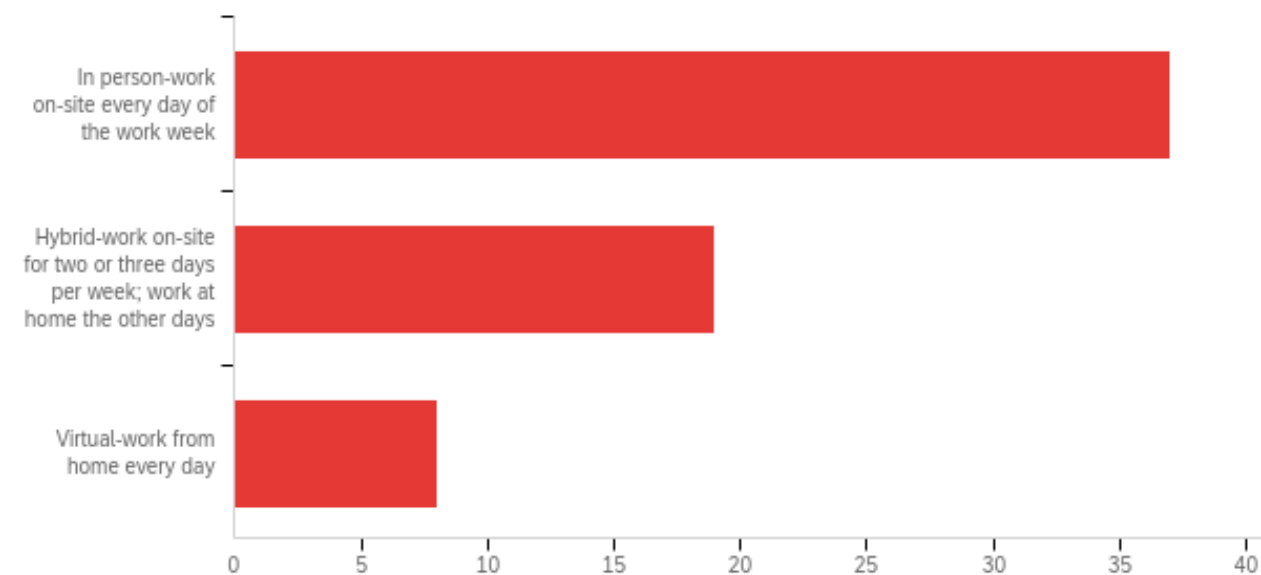
Q23 - What do (or did) you expect your annual salary to be in your first full-time job after graduation?



#	Answer	%	Count
1	< \$30,000	9.52%	6
2	More than \$30,000, but less than \$40,000	17.46%	11
3	More than \$40,000, but less than \$50,000	12.70%	8
4	More than \$50,000, but less than \$60,000	15.87%	10
5	More than \$60,000, but less than \$70,000	12.70%	8
6	More than \$70,000, but less than \$80,000	12.70%	8

7	More than \$80,000, but less than \$90,000	9.52%	6
8	More than \$90,000, but less than \$100,000	4.76%	3
9	More than \$100,000	4.76%	3
	Total	100%	63

Q24 - Which of the following working environments do you prefer at the current time?



#	Answer	%	Count
1	In person-work on-site every day of the work week	57.81%	37
2	Hybrid-work on-site for two or three days per week; work at home the other days	29.69%	19
3	Virtual-work from home every day	12.50%	8
	Total	100%	64

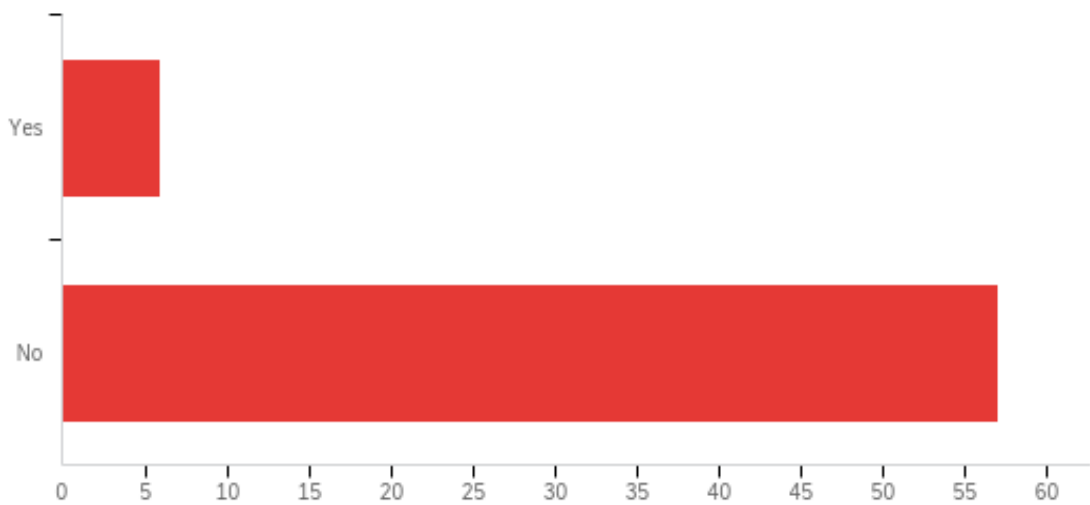
**Q25 - Which of the following attributes are very or extremely important when choosing among potential employers? Please select all that apply.**

#	Answer	%	Count
1	The organization formally surveys employees about work climate and environment.	9.47%	25
2	The organization provides anti-harassment and inclusion training for managers and employees.	11.36%	30
3	The organization provides a salary range when posting jobs.	15.91%	42
4	The organization regularly audits itself for pay disparities.	6.06%	16
5	The organization has groups that employees can join and meet other employees with things in common.	8.71%	23
6	The organization's leadership is diverse.	12.88%	34
7	The organization allows me to integrate my work and family responsibilities effectively.	15.91%	42
8	The organization is transparent about pay and benefits.	18.56%	49
9	None of these are very/extremely important to me.	1.14%	3
	Total	100%	264

**Q26 - Which of the following employee benefits are very or extremely important to you when choosing among potential employers? Select all that apply.**

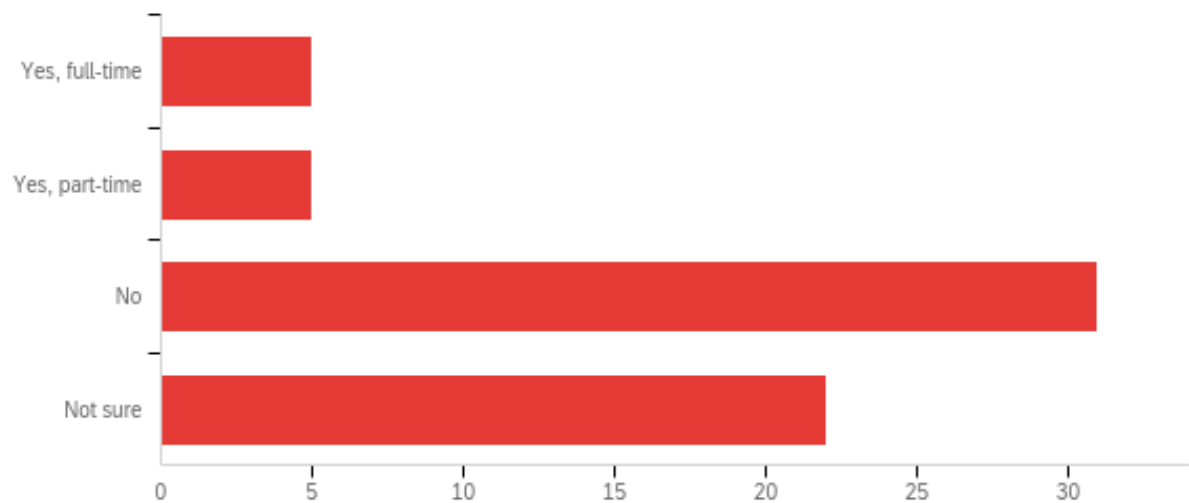
#	Answer	%	Count
1	Bonus plan	5.22%	20
2	Dental insurance	10.44%	40
3	Mental health & wellness support	11.23%	43
4	Family-friendly benefits (e.g., adoption leave, elder care, family leave, etc.)	9.40%	36
5	Company-matched 401(K) retirement program	9.14%	35
6	Life insurance	6.53%	25
7	Employer-paid medical insurance	11.49%	44
8	More than 2 weeks' vacation/paid time off in the FIRST year of work	8.09%	31
9	Ability to work from home	7.05%	27
10	Tuition reimbursement for advanced education	10.18%	39
11	Annual salary increases	10.18%	39
12	None of these are very or extremely important to me	1.04%	4
	Total	100%	383

Q27 - While in college, have you worked in the gig / freelance economy?



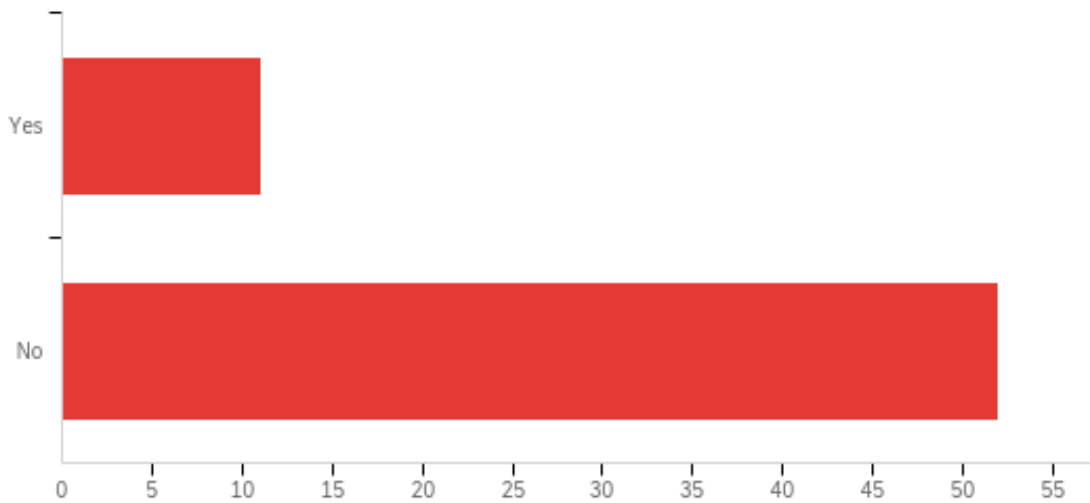
#	Answer	%	Count
1	Yes	9.52%	6
2	No	90.48%	57
	Total	100%	63

Q28 - Do you plan to work in the gig / freelance economy after college graduation?



#	Answer	%	Count
1	Yes, full-time	7.94%	5
2	Yes, part-time	7.94%	5
3	No	49.21%	31
4	Not sure	34.92%	22
	Total	100%	63

Q29 - Have you applied for a full-time job to begin after graduation?

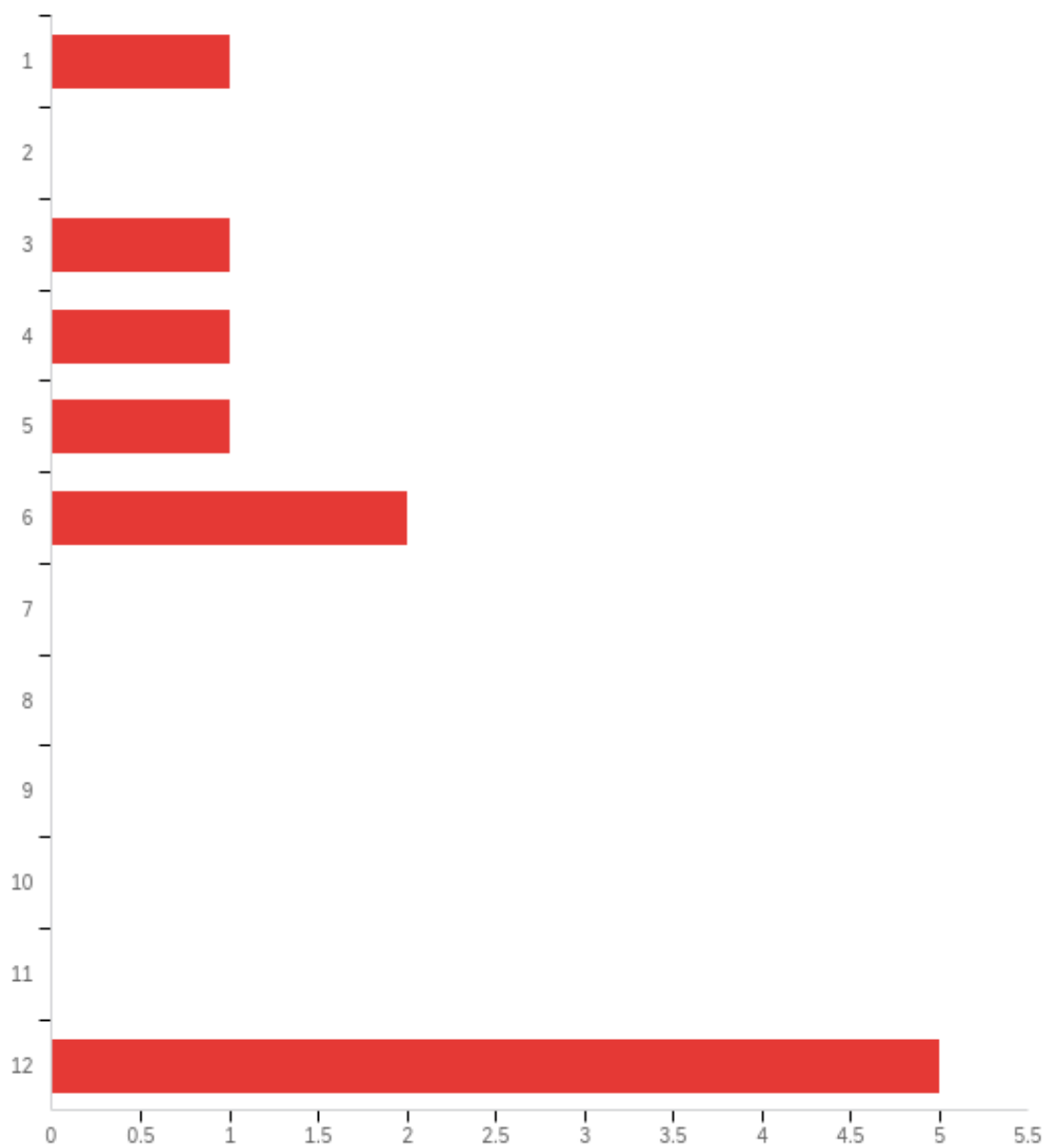


#	Answer	%	Count
1	Yes	17.46%	11
2	No	82.54%	52
	Total	100%	63

**Q30 - Which of the following resources did you use to search for jobs and/or research employers? Please select all that apply.**

#	Answer	%	Count
1	Alumni	6.82%	3
2	Career Education Office	11.36%	5
3	Career/job fairs	11.36%	5
4	Employer information presentations on campus (or virtually)	4.55%	2
5	Employer representatives on campus	0.00%	0
6	Employer websites	18.18%	8
7	Faculty members	6.82%	3
8	Friends	2.27%	1
9	Parents or relatives	9.09%	4
10	Trade/professional associations	6.82%	3
11	Job Search Websites	18.18%	8
12	AI job search platforms	0.00%	0
13	Social media	4.55%	2
14	Other (please specify)	0.00%	0
15	I did not use any of these resources	0.00%	0
	Total	100%	44

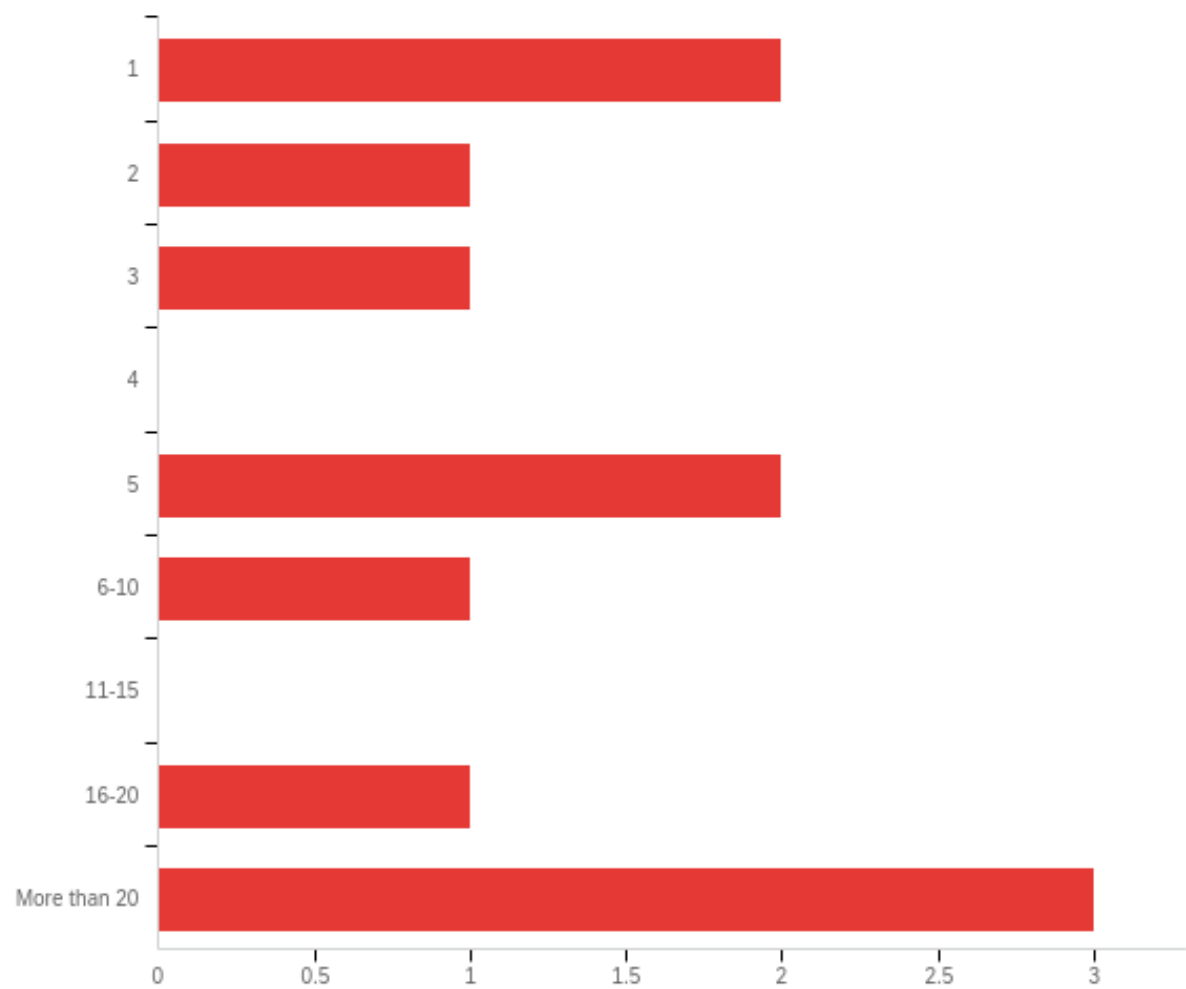
Q31 - How many months before your anticipated (or actual) graduation did you begin your active search for a full-time job?



#	Answer	%	Count
1	1	9.09%	1
2	2	0.00%	0
3	3	9.09%	1
4	4	9.09%	1

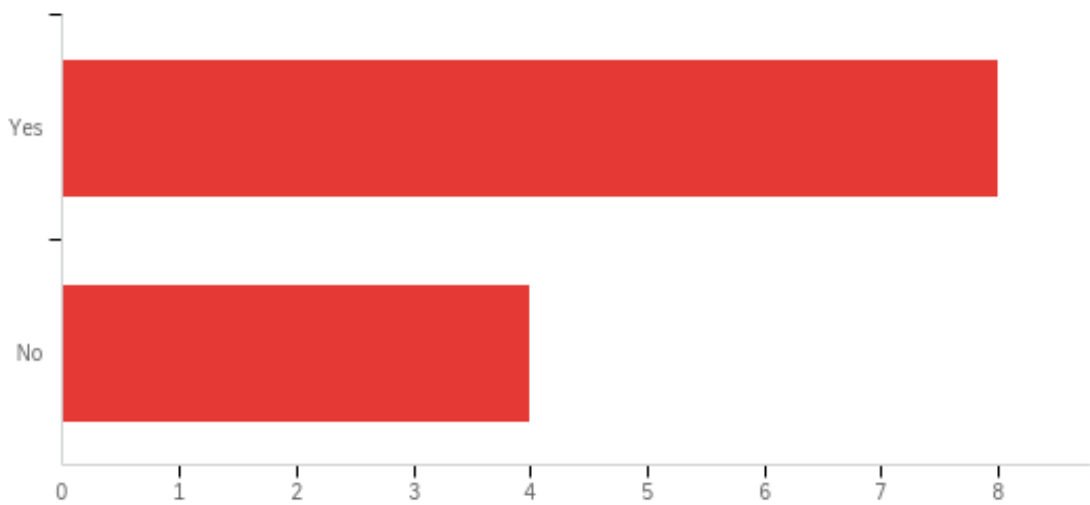
5	5	9.09%	1
6	6	18.18%	2
7	7	0.00%	0
8	8	0.00%	0
9	9	0.00%	0
10	10	0.00%	0
11	11	0.00%	0
12	12	45.45%	5
	Total	100%	11

Q32 - How many jobs have you applied for?



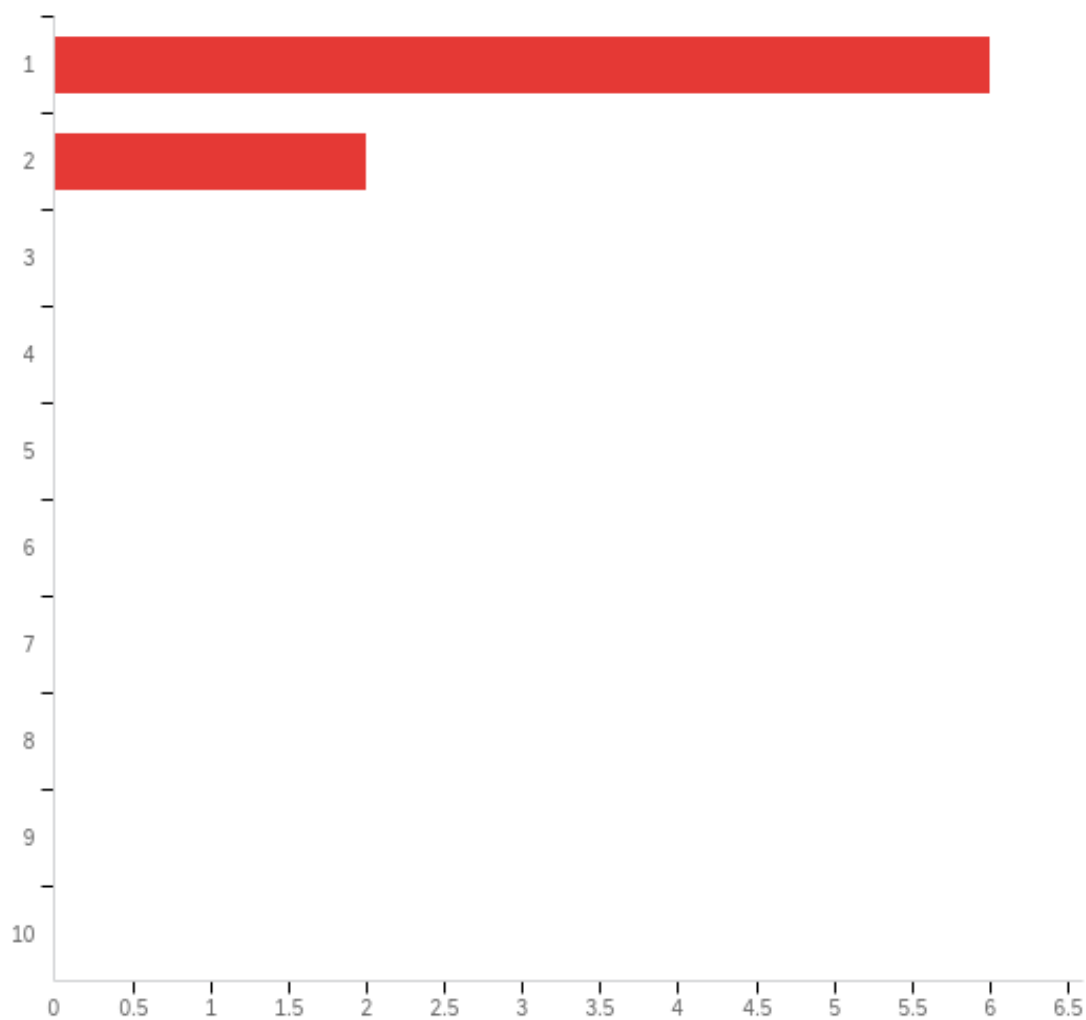
#	Answer	%	Count
1	1	18.18%	2
2	2	9.09%	1
3	3	9.09%	1
4	4	0.00%	0
5	5	18.18%	2
6	6-10	9.09%	1
7	11-15	0.00%	0
8	16-20	9.09%	1
9	More than 20	27.27%	3
	Total	100%	11

Q33 - Have you received any full-time job offers?



#	Answer	%	Count
1	Yes	66.67%	8
2	No	33.33%	4
	Total	100%	12

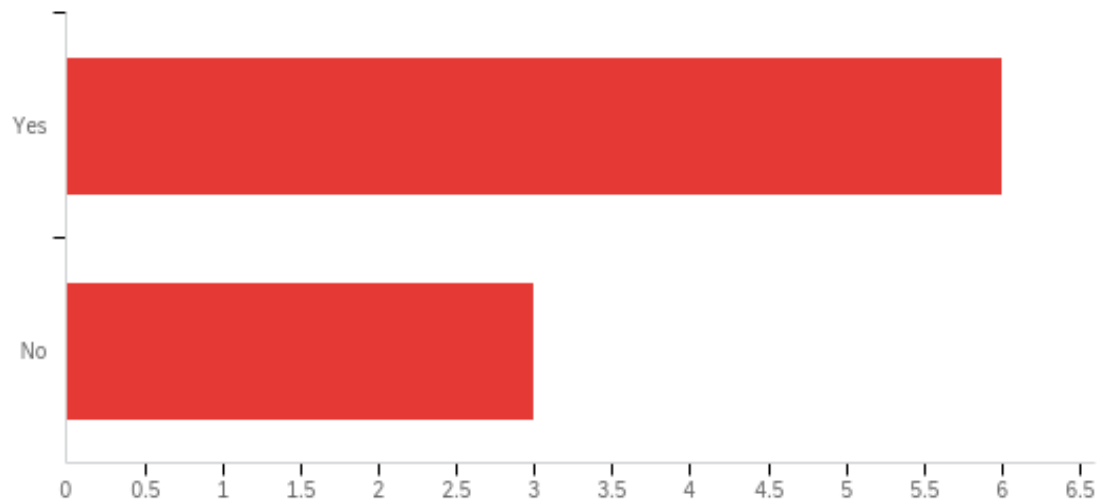
Q34- How many full-time job offers have you received?



#	Answer	%	Count
1	1	75.00%	6
2	2	25.00%	2
3	3	0.00%	0
4	4	0.00%	0
5	5	0.00%	0
6	6	0.00%	0
7	7	0.00%	0
8	8	0.00%	0

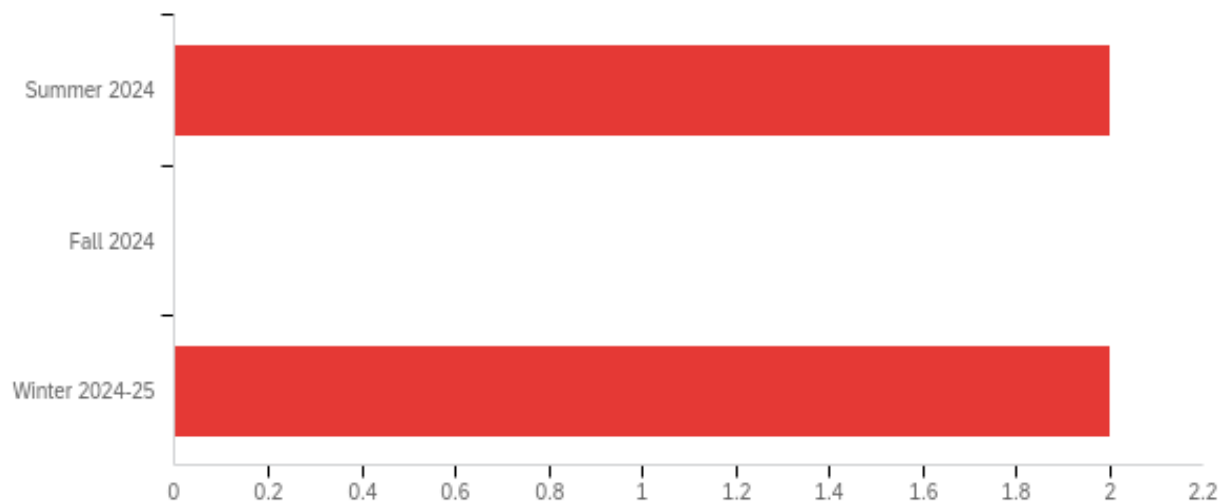
9	9	0.00%	0
10	10	0.00%	0
	Total	100%	8

**Q35 - Have you accepted a full-time job offer that you will begin after graduation?**



#	Answer	%	Count
1	Yes	66.67%	6
2	No	33.33%	3
	Total	100%	9

Q36 - When did you accept your offer?



#	Answer	%	Count
1	Summer 2024	50.00%	2
2	Fall 2024	0.00%	0
3	Winter 2024-25	50.00%	2
	Total	100%	4

Q37 - What industry best represents your employer (for example: accounting)?

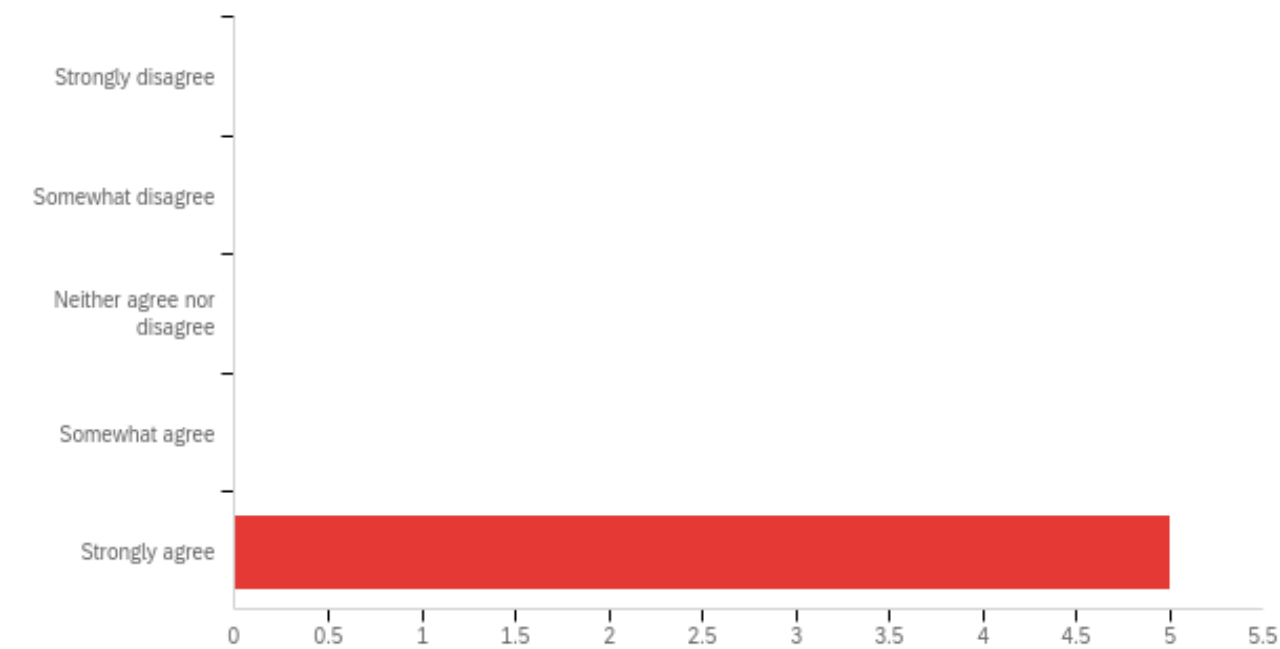
What industry best represents your employer (for example: accounting)?

Higher education

Healthcare

Teaching

Q38 - My degree is relevant to the job position that I have accepted.



#	Answer	%	Count
1	Strongly disagree	0.00%	0
2	Somewhat disagree	0.00%	0
3	Neither agree nor disagree	0.00%	0
4	Somewhat agree	0.00%	0
5	Strongly agree	100.00%	5
	Total	100%	5

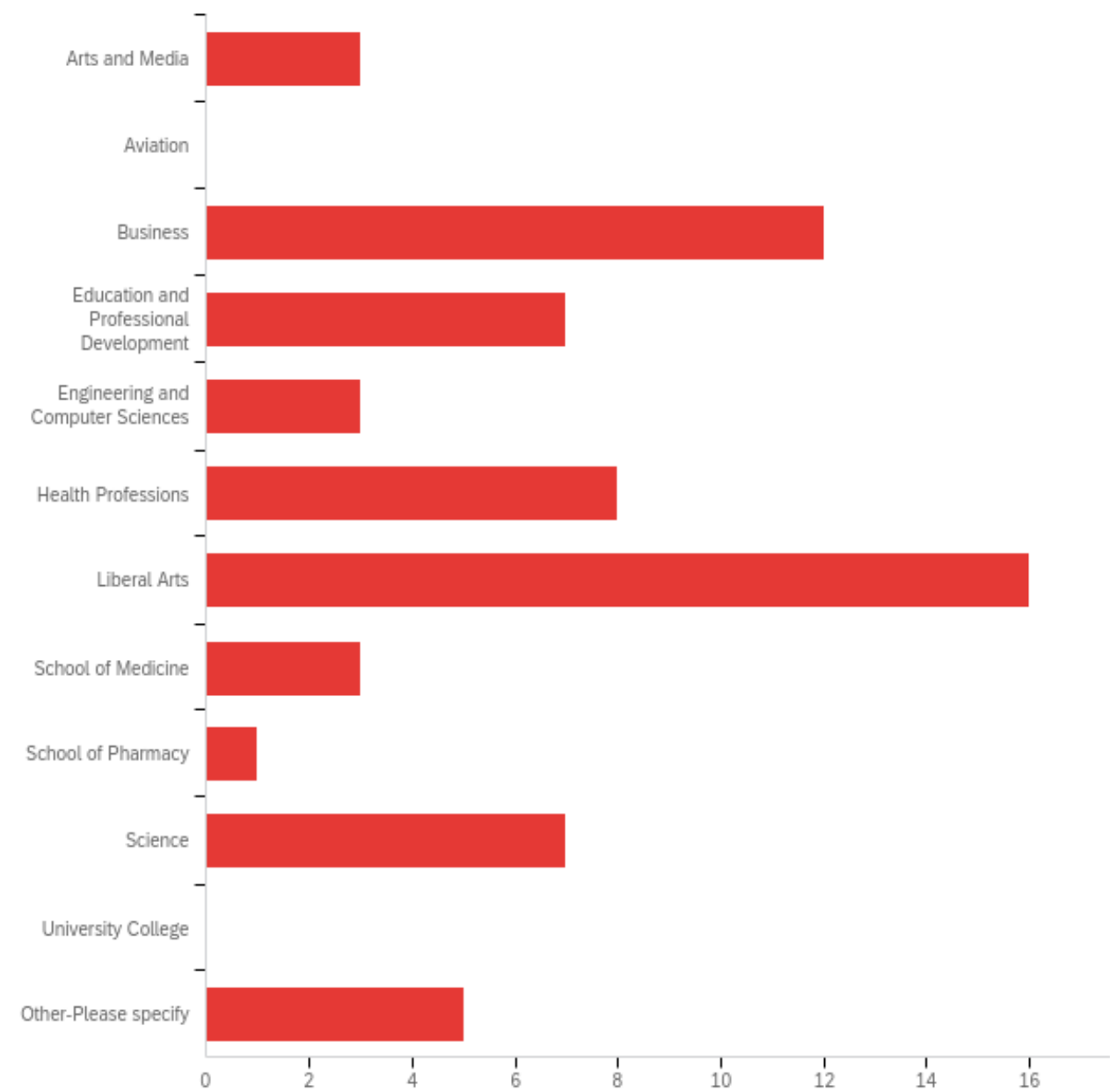
**Q39 - Why have you not yet accepted an offer of full-time employment? select all that apply.**

#	Answer	%	Count
1	I am waiting to see if I can get a better offer.	20.00%	2
2	The job(s) does(do) not match my career aspirations.	10.00%	1
3	The job(s) is(are) not in a preferable location.	0.00%	0
4	The salary is insufficient.	10.00%	1
5	The benefits package is insufficient.	0.00%	0
6	Going to graduate school instead.	10.00%	1
7	The job did not match my preferred modality of work (i.e., in person, fully remote, or hybrid).	10.00%	1
8	The job(s) would be difficult to complete with my current family obligations (e.g., inflexible schedule, lack of daycare).	30.00%	3
9	Other (please specify briefly)	10.00%	1
	Total	100%	10

**Q40 - How important are the following factors when deciding where to relocate for work after college?**

#	Question	Not at all important		Slightly important		Moderately important		Very important		Extremely important		Total
1	Aligns w/ my political views	14.52%	9	25.81%	16	30.65%	19	19.35%	12	9.68%	6	62
2	Aligns w/ my social views	12.90%	8	16.13%	10	32.26%	20	27.42%	17	11.29%	7	62
3	Vibrant arts and culture scene	20.97%	13	16.13%	10	37.10%	23	19.35%	12	6.45%	4	62
4	Reliable public transportation	24.19%	15	19.35%	12	24.19%	15	24.19%	15	8.06%	5	62
5	Vibrant nightlife	46.77%	29	11.29%	7	27.42%	17	6.45%	4	8.06%	5	62
6	Affordable cost of living	3.23%	2	1.61%	1	6.45%	4	43.55%	27	45.16%	28	62
7	Access to green and public open spaces	9.68%	6	12.90%	8	25.81%	16	37.10%	23	14.52%	9	62
8	The community is diverse and tolerant	14.52%	9	8.06%	5	17.74%	11	30.65%	19	29.03%	18	62

Q41 - In what college are you enrolled?



#	Answer	%	Count
1	Arts and Media	4.62%	3
2	Aviation	0.00%	0
3	Business	18.46%	12
4	Education and Professional Development	10.77%	7
5	Engineering and Computer Sciences	4.62%	3
6	Health Professions	12.31%	8

7	Liberal Arts	24.62%	16
8	School of Medicine	4.62%	3
9	School of Pharmacy	1.54%	1
10	Science	10.77%	7
11	University College	0.00%	0
12	Other-Please specify	7.69%	5
	Total	100%	65

#### Q41\_12\_TEXT - Other-Please specify

Other-Please specify - Text

---

Regents

---

Regents

---

N/A

---

RBA

---

graduate

## Q42 - What is your major?

What is your major?

Accounting

Elementary Education

MIS

Leadership Studies

Management

Biology

History

Mechanical Engineering

Counseling

Biomechanics

Computer Science

Anthropology

Public Relations

Criminal Justice and Psychology

Regents

Gen Business

Electrical Engineering

Geology

Exercise Science

accounting

Secondary education with a focus in social studies

Nursing

RBA

Master of Forensic Science

Biomedical Research

Marketing- Sales

School Counseling
marketing
Advertising
English
Buisness management
Political science
History
Photography
Psychology, BA
Forensic Science
Leadership Studies
MSN - Nursing Education
Psychology
Sport Management
Health Science, English
Elementary Education
Geography
English
Psychology
MPA
undeclared
French and political science
Biological Sciences
Elementary Education
Accounting
Secondary Education
English
History
Psychology/ Pre-Med

RBA

---

MBA

---

Education

---

Finance

---

MD

---

Pre Medical Imaging

---

Psychology

---

Medical Lab Technologies