



Finance, Audit and Facilities Planning Committee Meeting

April 10, 2024 | 11 a.m.

Shawkey Dining Room, Memorial Student Center



April 2024 Finance, Audit and Facilities Planning Committee Meeting

AGENDA

11 a.m.

Finance, Audit and Facilities Planning Committee

Donnie Holcomb, Chair

Action Items

Approval of Budget for Fiscal Year 2024-2025 3
Matt Tidd, Chief Financial Officer

Approval of Schedule of Fiscal Year 2024-2025 Tuition and Fee Rates 5
Matt Tidd, Chief Financial Officer

Information Items

Committee Annual Activity Calendar 26
Matt Tidd, Chief Financial Officer

Finance Update 27
Matt Tidd, Chief Financial Officer

Facilities and Operations Update 52
Brandi Jacobs-Jones, Senior Vice President for Operations

Internal Audit Update 55
Perry Chaffin, Director of Audits

Lunch

Lunch will be provided by Herd Fuel @ The John Marshall Dining Room from Noon to 1 p.m.

**Marshall University Board of Governors
Meeting of April 10, 2024**

ITEM: Approval of Budget for Fiscal Year 2024-2025

COMMITTEE: Finance, Audit and Facilities Planning Committee

RECOMMENDED ACTION: *Resolved*, that the Finance, Audit and Facilities Planning Committee recommends that the Marshall University Board of Governors approve the Budget for Fiscal Year 2024-2025.

STAFF MEMBER: Matt Tidd
Senior Vice President for Finance/Chief Financial Officer

BACKGROUND:

We are presenting the FY25 Marshall University budget for approval.
Our enduring financial principles continue to inform our proposed budget choices for 2025.

Grow Students, Not Fees

A minimal 2.5% tuition increase for Resident students, while holding Non-Resident, International and Metro tuition flat to FY24 levels.

A conservative +1% Fall 2023 vs Fall 2024 total enrollment increase is assumed, with a 10% increase in the incoming first-time freshman class. A series of strategic investments have been included in the FY25 budget to ensure and outpace this assumption.

Invest in Our Team

Included in the FY25 budget is an employee pay raise program funded by an increase in our State appropriations. The State provided base funding of ~\$3.2M. In order to do an across-the-board raise within the limit of the additional funding from the State, Marshall University is proposing a \$1,000 + 1% base pay increase for every employee. In addition, the FY25 budget includes a \$1M pool to begin bringing employees closer to market pay.

Take Care of the House

During the first session of the 86th West Virginia Legislature, an allocation of \$21M was approved for deferred maintenance at Marshall University. Marshall has begun work on 11 projects that will have an immediate impact on the campus, with plans for another 10 projects. The first round of funding was received from the State in December 2023.

Manage Our Strategic Resources

Continue to define financial resiliency levels to provide fiscal sustainability, strategic investments and transition to an accountable financial model. A series of strategic initiatives has been launched to reignite growth and align expenses to performance, and benchmark expectations in the future. There is a financial path forward to a positive bottom line by FY27 and beyond.

Net Result

A proposed FY2025 budget that begins a multi-year journey:

- Projected Revenue: \$327.1M
- Projected Expense: \$344.9M

	Marshall University		
	FY23 Actuals	FY24 Projection	FY25 Budget
Operating Revenues			
Student Tuition and Fees (net of allowance)	70,710,000	73,086,000	74,679,000
Grants and Contracts	96,476,000	106,425,000	110,150,000
Auxiliary Enterprise Revenue	33,607,000	34,459,000	35,085,000
Other Operating Revenues	16,667,000	9,951,000	10,299,000
Total Operating Revenues	217,460,000	223,921,000	230,213,000
Operating Expenses			
Salaries and Wages	149,302,000	156,223,000	159,623,000
Benefits	26,240,000	36,564,000	38,643,000
Supplies and Other Services	88,545,000	88,980,000	87,003,000
Utilities	10,444,000	10,444,000	10,044,000
Scholarships and fellowships	23,313,000	23,813,000	23,813,000
Depreciation	18,600,000	18,600,000	18,600,000
Other Operating Expenses	(857,000)	-	-
Total Operating Expenses	315,587,000	334,624,000	337,726,000
Operating Income (Loss)	(98,127,000)	(110,703,000)	(107,513,000)
Nonoperating Revenues (expenses)			
State Appropriations	70,030,000	72,198,000	75,435,000
Payments on behalf	(1,757,000)	-	-
Federal Pell Grants	15,746,000	17,446,000	17,500,000
COVID Recovery	1,867,000	-	-
Gifts	1,617,000	1,617,000	1,500,000
Investment Income	10,722,000	4,000,000	2,500,000
Interest on indebtedness	(6,882,000)	(6,882,000)	(6,882,000)
Fees assessed by Commission for Debt Service	(332,000)	(332,000)	(332,000)
Other nonoperating revenues (expenses)	(53,000)	(53,000)	
Total Nonoperating Revenues (expenses)	90,958,000	87,994,000	89,721,000
Increase/Decrease in Net Assets	(7,169,000)	(22,709,000)	(17,792,000)

**Marshall University Board of Governors
Meeting of April 10, 2024**

ITEM: Approval of Schedule of Fiscal Year 2024-2025 Tuition and Fee Rates

COMMITTEE: Finance, Audit and Facilities Planning Committee

RECOMMENDED ACTION: *Resolved*, that the Finance, Audit and Facilities Planning Committee does hereby recommend that the Marshall University Board of Governors approve the Schedule of Fiscal Year 2024-2025 Tuition and Fee Rates.

STAFF MEMBER: Matt Tidd
Senior Vice President for Finance/Chief Financial Officer

BACKGROUND:

We are presenting the FY25 tuition and fee rate schedule for approval.

The university is proposing an overall 2.5% increase to undergraduate and graduate Resident tuition and fee rates. The university is proposing to maintain Non-Resident, International and Metro undergraduate and graduate tuition and fee rates at the FY24 level.

The university is proposing a ~3% increase in Housing and Dining rates.

In addition, the university is proposing increases to Capital Fees and Auxiliary Fees.

Various other tuition and fee pricing changes are captured in the accompanying schedules.

<u>Fee Type</u>	<u>2022-23</u>	<u>2023-24</u>	<u>Changes</u>	<u>Fee Page Number</u>	<u>% chg</u>
-----------------	----------------	----------------	----------------	------------------------	--------------

<u>Fee Type</u>	<u>2023-24</u>	<u>2024-25</u>	<u>Changes</u>	<u>Fee Page Number</u>	<u>% chg</u>
-----------------	----------------	----------------	----------------	------------------------	--------------

Educational and General Fees

Undergraduate – Resident	\$3,465	\$3,551	\$87	increase per semester	1	2.5%
Graduate – Resident	\$3,644	\$3,735	\$91	increase per semester	2	2.5%
Forensic Science - Graduate – Resident	\$3,922	\$4,020	\$98	increase per semester ¹	3	2.5%
SOM Professional/Medical – Resident	\$11,558	\$11,847	\$289	increase per semester ¹	4	2.5%
SOM Physician Assistant– Resident	\$9,143	\$9,372	\$229	increase per semester ¹	5	2.5%
SOM Graduate/Biomedical Sci – Resident	\$4,839	\$4,960	\$121	increase per semester ¹	6	2.4%
School of Physical Therapy – Doctorate – Resident	\$6,548	\$6,712	\$164	increase per semester ¹	7	2.5%
School of Pharmacy – Doctorate – Resident - P1	\$11,361	\$10,800	-\$561	increase per semester ¹	8	-4.9%
School of Pharmacy – Doctorate – Non-Resident - P1	\$18,732	\$19,106	\$374	increase per semester ¹	8	2.0%
School of Pharmacy – Doctorate – Resident - P2	\$11,084	\$11,305	\$221	increase per semester ¹	8	2.0%
School of Pharmacy – Doctorate – Non-Resident - P2	\$18,365	\$18,732	\$367	increase per semester ¹	8	2.0%
School of Pharmacy – Doctorate – Resident - P3	\$10,867	\$11,085	\$219	increase per semester ¹	8	2.0%
School of Pharmacy – Doctorate – Non-Resident - P3	\$18,020	\$18,380	\$361	increase per semester ¹	8	2.0%
School of Pharmacy – Doctorate – Non-Resident - P4	\$12,013	\$12,253	\$240	increase in trimester rate ¹	8	2.0%
School of Pharmacy - Master of Pharmaceutical Science - Resident	\$5,434	\$5,488	\$54	increase per semester ¹	9	1.0%
School of Pharmacy - Master of Pharmaceutical Science - Non-Resident	\$8,912	\$9,001	\$89	increase per semester ¹	9	1.0%
School of Pharmacy - Master of Pharmaceutical Science - Metro	\$11,567	\$11,683	\$116	increase per semester ¹	9	1.0%
Bill Noe Aviation Flight School - Resident	\$3,465	\$3,551	\$87	new undergrad program	10	2.4%
Master in Public Health - Resident	\$6,543	\$6,707	\$164	increase per semester ¹	11	2.5%
System E&G Captital Fee - Undergrad Resident	\$221	\$233	\$12	increase per semester	1-12	5.7%
System E&G Captital Fee - Undergrad Metro and Non-Resident	\$736	\$748	\$12	increase per semester	1-12	1.6%
System E&G Captital Fee - Graduate Resident	\$211	\$223	\$12	increase per semester	1-12	5.4%
System E&G Captital Fee - Graduate Metro and Non-Resident	\$806	\$818	\$12	increase per semester	1-12	1.5%
Special Institutional E&G Captital Fee	\$244	\$250	\$6	increase per semester	1-12	2.5%
Standared Auxiliary Fee	\$481	\$487	\$6	increase per semester	1-12	1.2%
College of Arts & Media - Fine Arts - Resident	\$338	\$346	\$8	increase per semester	1	2.3%
College of Arts & Media - Journalism & Mass Communication - Resident	\$113	\$116	\$3	increase per semester	1	2.9%
College of Business - Resident	\$164	\$168	\$4	increase per semester	1	2.4%
College of Education & Professional Development - Resident	\$205	\$200	-\$5	increase per semester	1	-2.4%
College of Health Professions - Resident	\$215	\$215	\$0	increase per semester	1	-0.1%
College of Health Professions - Kinesiology - Resident	\$318	\$318	\$0	increase per semester	1	0.1%
College of Health Professions - Clinical Laboratory Science, Communication Disorders, Dietetics - Resident	\$318	\$318	\$0	increase per semester	1	0.1%
College of Engineering and Computer Science - Resident	\$574	\$588	\$14	increase per semester	1	2.4%
College of Liberal Arts - Resident	\$108	\$125	\$17	increase per semester	1	16.1%
College of Science - Resident	\$179	\$184	\$5	increase per semester	1	2.6%
College of Arts & Media - Fine Arts - Non-Resident	\$420	\$420	\$0	increase per semester	1	-0.1%
College of Arts & Media - Journalism & Mass Communication - Non-Resident	\$198	\$198	\$0	increase per semester	1	0.1%
College of Business - Non-Resident	\$272	\$272	\$0	increase per semester	1	0.1%
College of Education & Professional Development - Non-Resident	\$205	\$200	-\$5	increase per semester	1	-2.4%
College of Health Professions - Non-Resident	\$482	\$482	\$0	increase per semester	1	0.1%
College of Liberal Arts - Non-Resident	\$108	\$150	\$42	increase per semester	1	39.4%
College of Liberal Arts - Metro	\$105	\$175	\$70	increase per semester	1	66.7%
College of Arts & Media - Fine Arts - Resident	\$190	\$194	\$4	increase per semester	2	2.3%

Marshall University
Index for Fee Planning Schedule Changes
Academic Year 2024-25

<u>Fee Type</u>	<u>2022-23</u>	<u>2023-24</u>	<u>Changes</u>	<u>Fee Page Number</u>	<u>% chg</u>
<u>Fee Type</u>	<u>2023-24</u>	<u>2024-25</u>	<u>Changes</u>	<u>Fee Page Number</u>	<u>% chg</u>
College of Arts & Media - Journalism & Mass Communication - <i>Resident</i>	\$113	\$116	\$3 increase per semester	2	2.9%
College of Business - <i>Resident</i>	\$326	\$334	\$8 increase per semester	2	2.5%
College of Education & Professional Development - <i>Resident</i>	\$51	\$50	-\$1 increase per semester	2	-2.4%
College of Education & Professional Development - EdD/EdS, SPSY, MA in Special ED, MAT/PBC - <i>Resident</i>	\$118	\$115	-\$3 increase per semester	2	-2.4%
College of Health Professions - Kinesiology - <i>Resident</i>	\$400	\$400	\$0 increase per semester	2	0.1%
College of Health Professions - Clinical Laboratory Science, Communication Disorders, Dietetics - <i>Resident</i>	\$400	\$400	\$0 increase per semester	2	0.1%
College of Engineering and Computer Science - <i>Resident</i>	\$574	\$588	\$14 increase per semester	2	2.4%
College of Liberal Arts - <i>Resident</i>	\$92	\$150	\$58 increase per semester	2	62.6%
College of Science - <i>Resident</i>	\$179	\$184	\$5 increase per semester	2	2.6%
College of Arts & Media - Fine Arts - <i>Non-Resident</i>	\$420	\$420	\$0 increase per semester	2	-0.1%
College of Arts & Media - Journalism & Mass Communication - <i>Non-Resident</i>	\$198	\$198	\$0 increase per semester	2	0.1%
College of Education & Professional Development - <i>Non-Resident</i>	\$51	\$50	-\$1 increase per semester	2	-2.4%
College of Education & Professional Development - EdD/EdS, SPSY, MA in Special ED, MAT/PBC - <i>Non-Resident</i>	\$118	\$115	-\$3 increase per semester	2	-2.4%
College of Information Technology and Engineering - <i>Non-Resident</i>	\$887	\$820	-\$67 increase per semester	2	-7.5%
College of Liberal Arts - <i>Non-Resident</i>	\$92	\$175	\$83 increase per semester	2	89.7%
College of Science - <i>Non-Resident</i>	\$226	\$226	\$1 increase per semester	2	0.2%
Ohio High School STEM Program - per Credit Hour	\$167	\$25	-\$142 new fee per credit hour	13	-85.0%
Pharmacy - Matriculation Fee (Annual - Year 1 Only)	\$270	\$420	\$150 increase per semester	14	55.6%
Pharmacy - Practice Ready Fee (Annual Year 2 Only)	\$390	\$420	\$30 increase per semester	14	7.7%
Pharmacy - Practice Ready Fee (Annual Year 3-4 Only)	\$390	\$420	\$30 decrease per semester	14	7.7%
Pharmacy - Progression Fee (Annual)	\$390	\$0	-\$390 increase per semester	14	#####
Pharmacy - iPad Fee (Annual Year 1-2 Only)	\$250	\$260	\$10 increase per semester	14	4.0%
Pharmacy - iPad Fee (Annual Year 3 Only)	\$350	\$200	-\$150 increase per semester	14	-42.9%
Improper Check-out Fee - Dorm	\$50	\$75	\$25 increase per semester	14	50.0%
Room Re-Key (per lock)	\$50	\$75	\$25 increase per semester	14	50.0%
Double Room	\$2,989	\$3,079	\$90 increase per semester	15	3.0%
Double Room Suite	\$3,501	\$3,606	\$105 increase per semester	15	3.0%
Deluxe Single Room	\$3,871	\$3,987	\$116 increase per semester	15	3.0%
Single Room Suite	\$4,218	\$4,345	\$127 increase per semester	15	3.0%
First Year Residence Hall (Capstone) - Double room with bath	\$3,778	\$3,892	\$114 increase per semester	15	3.0%
Fairfeild Landing - monthly rates	\$740 to \$1425	\$755 to \$1450	\$15 to \$25 increase per semester	15	1.8% to 2.1%
Meal Plans have been increased to cover cost. Some unused meal plans have been eliminated.	\$458 to \$2791	\$472 to \$2875	\$14 to \$84 increase per semester	16	3.0%

**Fee Planning Schedule- Per Semester
Academic Year 2024-25**

Institution: Marshall University

Student Institutional Level: Undergraduate

	Resident 2021-22	Resident 2022-23	Resident 2023-24	Resident 2024-25	Increase (Decrease)	Non-Resident 2021-22	Non-Resident 2022-23	Non-Resident 2023-24	Non-Resident 2024-25	Increase (Decrease)	Metro 2021-22	Metro 2022-23	Metro 2023-24	Metro 2024-25	Increase (Decrease)
I. Regular Fees Charged to All Students															
a. Tuition and Required Education and General Fees	\$3,380	\$3,380	\$3,465	\$3,551	\$87	\$8,392	\$8,392	\$8,626	\$8,626	\$0	\$5,907	\$5,907	\$5,039	\$5,039	\$0
b. Required Educational and General Capital Fees															
i. System E&G Capital Fees	\$215	\$215	\$221	\$233	\$12	\$730	\$730	\$736	\$748	\$12	\$730	\$730	\$736	\$748	\$12
ii. Special Institutional E&G Capital Fees	\$226	\$232	\$244	\$250	\$6	\$226	\$232	\$244	\$250	\$6	\$226	\$232	\$244	\$250	\$6
c. Auxiliary and Auxiliary Capital Fees															
i. Standard Auxiliary Fees	\$455	\$475	\$481	\$487	\$6	\$455	\$475	\$481	\$487	\$6	\$455	\$475	\$481	\$487	\$6
ii. Mandatory Auxiliary Fees	\$0	\$0	\$0	\$0	\$0	\$0	\$0	\$0	\$0	\$0	\$0	\$0	\$0	\$0	\$0
iii. Auxiliary Capital Fee	\$0	\$0	\$0	\$0	\$0	\$0	\$0	\$0	\$0	\$0	\$0	\$0	\$0	\$0	\$0
d. Special Equity Fee	\$0	\$0	\$0	\$0	\$0	\$0	\$0	\$0	\$0	\$0	\$0	\$0	\$0	\$0	\$0
Total Student Fee Request	\$4,276	\$4,302	\$4,411	\$4,521	\$110	\$9,803	\$9,829	\$10,087	\$10,111	\$24	\$7,318	\$7,344	\$6,500	\$6,524	\$24
Percentage of Increase Requested Over Previous Year		0.6%	2.5%	2.5%			0.3%	2.6%	0.2%			0.4%	-11.5%	0.4%	

	Resident 2021-22	Resident 2022-23	Resident 2023-24	Resident 2024-25	Increase (Decrease)	Non-Resident 2021-22	Non-Resident 2022-23	Non-Resident 2023-24	Non-Resident 2024-25	Increase (Decrease)	Metro 2021-22	Metro 2022-23	Metro 2023-24	Metro 2024-25	Increase (Decrease)
Undergraduate College/Program Fees															
College of Arts & Media - Fine Arts	\$330	\$330	\$338	\$346	\$8	\$410	\$410	\$420	\$420	\$0	\$410	\$410	\$410	\$410	\$0
College of Arts & Media - Journalism & Mass Communication	\$110	\$110	\$113	\$116	\$3	\$193	\$193	\$198	\$198	\$0	\$193	\$193	\$193	\$193	\$0
College of Business	\$160	\$160	\$164	\$168	\$4	\$265	\$265	\$272	\$272	\$0	\$265	\$265	\$265	\$265	\$0
College of Education & Professional Development	\$200	\$200	\$205	\$200	-\$5	\$200	\$200	\$205	\$200	-\$5	\$200	\$200	\$200	\$200	\$0
College of Health Professions	\$210	\$210	\$215	\$215	\$0	\$470	\$470	\$482	\$482	\$0	\$470	\$470	\$470	\$470	\$0
College of Health Professions - Kinesiology	\$310	\$310	\$318	\$318	\$0	\$570	\$570	\$584	\$584	\$0	\$570	\$570	\$570	\$570	\$0
College of Health Professions - Clinical Laboratory Science, Communication Disorders, Dietetics	\$310	\$310	\$318	\$318	\$0	\$570	\$570	\$584	\$584	\$0	\$570	\$570	\$570	\$570	\$0
College of Health Professions - Nursing	\$465	\$570	\$584	\$584	\$0	\$720	\$825	\$846	\$846	\$0	\$720	\$825	\$825	\$825	\$0
College of Engineering and Computer Science	\$560	\$560	\$574	\$588	\$14	\$865	\$865	\$887	\$887	\$0	\$865	\$865	\$865	\$865	\$0
College of Liberal Arts	\$105	\$105	\$108	\$125	\$17	\$105	\$105	\$108	\$150	\$42	\$105	\$105	\$105	\$175	\$70
College of Science	\$175	\$175	\$179	\$184	\$5	\$220	\$220	\$226	\$226	\$0	\$220	\$220	\$220	\$220	\$0

**Fee Planning Schedule- Per Semester
Academic Year 2024-25**

Marshall University

Student Institutional Level: Graduate

	Resident 2021-22	Resident 2022-23	Resident 2023-24	Resident 2024-25	Increase (Decrease)	Non-Resident 2021-22	Non-Resident 2022-23	Non-Resident 2023-24	Non-Resident 2024-25	Increase (Decrease)	Metro 2021-22	Metro 2022-23	Metro 2023-24	Metro 2024-25	Increase (Decrease)
I. Regular Fees Charged to All Students															
a. Tuition and Required Education and General Fees	\$3,555	\$3,555	\$3,644	\$3,735	\$91	\$9,236	\$9,236	\$9,481	\$9,481	\$0	\$6,392	\$6,392	\$6,392	\$6,392	\$0
b. Required Educational and General Capital Fees															
i. System E&G Capital Fees	\$205	\$205	\$211	\$223	\$12	\$800	\$800	\$806	\$818	\$12	\$800	\$800	\$800	\$812	\$12
ii. Special Institutional E&G Capital Fees	\$226	\$232	\$244	\$250	\$6	\$226	\$232	\$244	\$250	\$6	\$226	\$232	\$244	\$250	\$6
c. Auxiliary and Auxiliary Capital Fees															
i. Standard Auxiliary Fees	\$455	\$475	\$481	\$487	\$6	\$455	\$475	\$481	\$487	\$6	\$455	\$475	\$481	\$487	\$6
ii. Mandatory Auxiliary Fees	\$0	\$0	\$0	\$0	\$0	\$0	\$0	\$0	\$0	\$0	\$0	\$0	\$0	\$0	\$0
iii. Auxiliary Capital Fee	\$0	\$0	\$0	\$0	\$0	\$0	\$0	\$0	\$0	\$0	\$0	\$0	\$0	\$0	\$0
d. Special Equity Fee	\$0	\$0	\$0	\$0	\$0	\$0	\$0	\$0	\$0	\$0	\$0	\$0	\$0	\$0	\$0
Total Student Fee Request	\$4,441	\$4,467	\$4,580	\$4,695	\$115	\$10,717	\$10,743	\$11,012	\$11,036	\$24	\$7,873	\$7,899	\$7,917	\$7,941	\$24
Percentage of Increase Requested Over Previous Year		0.6%	2.5%	2.5%			0.2%	2.5%	0.2%			0.3%	0.2%	0.3%	
										6					

Graduate College/Program Fees	Resident 2022-23	Resident 2022-23	Resident 2023-24	Resident 2024-25	Increase (Decrease)	Non-Resident 2022-23	Non-Resident 2022-23	Non-Resident 2023-24	Non-Resident 2024-25	Increase (Decrease)	Metro 2022-23	Metro 2022-23	Metro 2023-24	Metro 2024-25	Increase (Decrease)
College of Arts & Media - Fine Arts	\$185	\$185	\$190	\$194	\$4	\$410	\$410	\$420	\$420	\$0	\$410	\$410	\$410	\$410	\$0
College of Arts & Media - Journalism & Mass Communication	\$110	\$110	\$113	\$116	\$3	\$193	\$193	\$198	\$198	\$0	\$193	\$193	\$193	\$193	\$0
College of Business	\$318	\$318	\$326	\$334	\$8	\$525	\$525	\$538	\$538	\$0	\$525	\$525	\$525	\$525	\$0
College of Education & Professional Development	\$50	\$50	\$51	\$50	-\$1	\$50	\$50	\$51	\$50	-\$1	\$50	\$50	\$50	\$50	\$0
College of Education & Professional Development - EdD/EdS, SPSY, MA in Special ED, MAT/PBC	\$115	\$115	\$118	\$115	-\$3	\$115	\$115	\$118	\$115	-\$3	\$115	\$115	\$115	\$115	\$0
College of Health Professions	\$275	\$275	\$282	\$282	\$0	\$650	\$650	\$666	\$666	\$0	\$650	\$650	\$650	\$650	\$0
College of Health Professions - Kinesiology	\$390	\$390	\$400	\$400	\$0	\$775	\$775	\$794	\$794	\$0	\$775	\$775	\$775	\$775	\$0
College of Health Professions - Communication Disorders, Dietetics	\$390	\$390	\$400	\$400	\$0	\$775	\$775	\$794	\$794	\$0	\$775	\$775	\$775	\$775	\$0
College of Health Professions - Nursing	\$550	\$550	\$564	\$564	\$0	\$945	\$945	\$969	\$969	\$0	\$945	\$945	\$945	\$945	\$0
College of Engineering and Computer Science	\$560	\$560	\$574	\$588	\$14	\$865	\$865	\$887	\$820	-\$67	\$865	\$865	\$865	\$865	\$0
College of Liberal Arts	\$90	\$90	\$92	\$150	\$58	\$90	\$90	\$92	\$175	\$83	\$90	\$90	\$90	\$200	\$0
College of Liberal Arts - Psychology Doctorate	\$1,068	\$1,068	\$1,095	\$1,095	\$0	\$1,446	\$1,446	\$1,482	\$1,482	\$0	\$1,068	\$1,068	\$1,068	\$1,068	\$0
College of Science	\$175	\$175	\$179	\$184	\$5	\$220	\$220	\$226	\$226	\$1	\$220	\$220	\$220	\$220	\$0

**Fee Planning Schedule- Per Semester
Academic Year 2024-25**

Institution: Marshall University

Student Institutional Level: Forensic Science - Graduate

	Resident 2021-22	Resident 2022-23	Resident 2023-24	Resident 2024-25	Increase (Decrease)	Non-Resident 2021-22	Non-Resident 2022-23	Non-Resident 2023-24	Non-Resident 2024-25	Increase (Decrease)	Metro 2021-22	Metro 2022-23	Metro 2023-24	Metro 2024-25	Increase (Decrease)
I. Regular Fees Charged to All Students															
a. Tuition and Required Education and General Fees	\$3,645	\$3,827	\$3,922	\$4,020	\$98	\$8,802	\$9,242	\$9,493	\$9,493	\$0	\$5,373	\$5,642	\$5,642	\$5,642	\$0
b. Required Educational and General Capital Fees															
i. System E&G Capital Fees	\$205	\$205	\$211	\$223	\$12	\$800	\$800	\$806	\$818	\$12	\$800	\$800	\$800	\$812	\$12
ii. Special Institutional E&G Capital Fees	\$226	\$232	\$244	\$250	\$6	\$226	\$232	\$244	\$250	\$6	\$226	\$232	\$244	\$250	\$6
c. Auxiliary and Auxiliary Capital Fees															
i. Standard Auxiliary Fees	\$455	\$475	\$481	\$487	\$6	\$455	\$475	\$481	\$487	\$6	\$455	\$475	\$481	\$487	\$6
ii. Mandatory Auxiliary Fees	\$0	\$0	\$0	\$0	\$0	\$0	\$0	\$0	\$0	\$0	\$0	\$0	\$0	\$0	\$0
iii. Auxiliary Capital Fee	\$0	\$0	\$0	\$0	\$0	\$0	\$0	\$0	\$0	\$0	\$0	\$0	\$0	\$0	\$0
d. Special Equity Fee	\$0	\$0	\$0	\$0	\$0	\$0	\$0	\$0	\$0	\$0	\$0	\$0	\$0	\$0	\$0
Total Student Fee Request	\$4,531	\$4,739	\$4,858	\$4,979	\$122	\$10,283	\$10,749	\$11,024	\$11,048	\$24	\$6,854	\$7,149	\$7,167	\$7,191	\$24
Percentage of Increase Requested Over Previous Year		4.59%	2.50%	2.51%			4.53%	2.56%	0.22%			4.30%	0.25%	0.33%	
Forensic Science Program Fee	\$900	\$900	\$900	\$900	\$0	\$1,600	\$1,600	\$1,600	\$1,600	\$0	\$1,200	\$1,200	\$1,200	\$1,200	\$0
Total Student Fee Request	\$5,431	\$5,639	\$5,758	\$5,879	\$122	\$11,883	\$12,349	\$12,624	\$12,648	\$24	\$8,054	\$8,349	\$8,367	\$8,391	\$24
Percentage of Annual Increase all Fees		3.83%	2.10%	2.12%			3.92%	2.23%	0.19%			3.66%	0.22%	0.28%	

**Fee Planning Schedule- Per Semester
Academic Year 2024-25**

Institution: Marshall University

Student Institutional Level: School of Medicine - Professional/Medicine

	Resident 2021-22	Resident 2022-23	Resident 2023-24	Resident 2024-25	Increase (Decrease)	Non-Resident 2021-22	Non-Resident 2022-23	Non-Resident 2023-24	Non-Resident 2024-25	Increase (Decrease)
I. Regular Fees Charged to All Students										
a. Tuition and Required Education and General Fees										
i. M1 Class	\$11,276	\$11,276	\$11,558	\$11,847	\$289	\$27,360	\$27,360	\$28,044	\$28,044	\$0
ii. M2 Class - Trimester *	\$7,517	\$7,517	\$7,705	\$7,898	\$193	\$18,240	\$18,240	\$18,696	\$18,696	\$0
iii. M3 Class - Trimester	\$7,517	\$7,517	\$7,705	\$7,898	\$193	\$18,240	\$18,240	\$18,696	\$18,696	\$0
iv. M4 Class - Trimester	\$7,517	\$7,517	\$7,705	\$7,898	\$193	\$18,240	\$18,240	\$18,696	\$18,696	\$0
b. Required Educational and General Capital Fees										
i. System E&G Capital Fees	\$205	\$205	\$211	\$223	\$12	\$800	\$800	\$806	\$818	\$12
ii. Special Institutional E&G Capital Fees	\$226	\$238	\$244	\$250	\$6	\$226	\$238	\$244	\$250	\$6
c. Auxiliary and Auxiliary Capital Fees										
i. Standard Auxiliary Fees	\$455	\$475	\$481	\$487	\$6	\$455	\$475	\$481	\$487	\$6
ii. Mandatory Auxiliary Fees	\$0	\$0	\$0	\$0	\$0	\$0	\$0	\$0	\$0	\$0
iii. Auxiliary Capital Fee	\$0	\$0	\$0	\$0	\$0	\$0	\$0	\$0	\$0	\$0
d. Special Equity Fee	\$0	\$0	\$0	\$0	\$0	\$0	\$0	\$0	\$0	\$0
Total Student Fee Request										
i. M1 Class	\$12,162	\$12,194	\$12,494	\$12,807	\$313	\$28,841	\$28,873	\$29,575	\$29,599	\$24
ii. M2 Class - Trimester	\$8,403	\$8,435	\$8,641	\$8,858	\$217	\$19,721	\$19,753	\$20,227	\$20,251	\$24
iii. M3 Class - Trimester	\$8,403	\$8,435	\$8,641	\$8,858	\$217	\$19,721	\$19,753	\$20,227	\$20,251	\$24
iv. M4 Class - Trimester	\$8,403	\$8,435	\$8,641	\$8,858	\$217	\$19,721	\$19,753	\$20,227	\$20,251	\$24
Percentage of Increase Requested Over Previous Year										
i. M1 Class		0.26%	2.46%	2.50%			0.11%	2.43%	0.08%	
ii. M2 Class - Trimester		0.38%	2.44%	2.51%			0.16%	2.40%	0.12%	
iii. M3 Class - Trimester		0.38%	2.44%	2.51%			0.16%	2.40%	0.12%	
iv. M4 Class - Trimester		0.38%	2.44%	2.51%			0.16%	2.40%	0.12%	

**Fee Planning Schedule- Per Semester
Academic Year 2024-25**

Institution: Marshall University

Student Institutional Level: School of Medicine - Physician Assistant

I. Regular Fees Charged to All Students	Resident 2021-22	Resident 2022-23	Resident 2023-24	Resident 2024-25	Increase (Decrease)	Non-Resident 2021-22	Non-Resident 2022-23	Non-Resident 2023-24	Non-Resident 2024-25	Increase (Decrease)
a. Tuition and Required Education and General Fees	\$8,920	\$8,920	\$9,143	\$9,372	\$229	\$13,825	\$13,825	\$14,191	\$14,191	\$0
b. Required Educational and General Capital Fees										
i. System E&G Capital Fees	\$205	\$205	\$211	\$223	\$12	\$800	\$800	\$806	\$818	\$12
ii. Special Institutional E&G Capital Fees	\$226	\$238	\$244	\$250	\$6	\$226	\$238	\$244	\$250	\$6
c. Auxiliary and Auxiliary Capital Fees										
i. Standard Auxiliary Fees	\$455	\$475	\$481	\$487	\$6	\$455	\$475	\$481	\$487	\$6
ii. Mandatory Auxiliary Fees	\$0	\$0	\$0	\$0	\$0	\$0	\$0	\$0	\$0	\$0
iii. Auxiliary Capital Fee	\$0	\$0	\$0	\$0	\$0	\$0	\$0	\$0	\$0	\$0
d. Special Equity Fee	\$0	\$0	\$0	\$0	\$0	\$0	\$0	\$0	\$0	\$0
Total Student Fee Request	\$9,806	\$9,838	\$10,079	\$10,331	\$252	\$15,306	\$15,338	\$15,722	\$15,746	\$24
Percentage of Increase Requested Over Previous Year	na	0.3%	2.4%	2.5%		na	0.2%	2.5%	0.2%	

**Fee Planning Schedule- Per Semester
Academic Year 2024-25**

Institution: Marshall University

Student Institutional Level: School of Medicine - Graduate/Biomedical Science

	Resident 2021-22	Resident 2022-23	Resident 2023-24	Resident 2024-25	Increase (Decrease)	Non-Resident 2021-22	Non-Resident 2022-23	Non-Resident 2023-24	Non-Resident 2024-25	Increase (Decrease)	Metro 2021-22	Metro 2022-23	Metro 2023-24	Metro 2024-25	Increase (Decrease)
I. Regular Fees Charged to All Students															
a. Tuition and Required Education and General Fees	\$4,722	\$4,722	\$4,839	\$4,960	\$121	\$10,158	\$10,158	\$10,432	\$10,432	\$0	\$6,678	\$6,678	\$6,678	\$6,678	\$0
b. Required Educational and General Capital Fees															
i. System E&G Capital Fees	\$205	\$205	\$211	\$223	\$12	\$800	\$800	\$806	\$818	\$12	\$800	\$800	\$800	\$812	\$12
ii. Special Institutional E&G Capital Fees	\$226	\$238	\$244	\$250	\$6	\$226	\$238	\$244	\$250	\$6	\$226	\$238	\$244	\$250	\$6
c. Auxiliary and Auxiliary Capital Fees															
i. Standard Auxiliary Fees	\$455	\$475	\$481	\$487	\$6	\$455	\$475	\$481	\$487	\$6	\$455	\$475	\$481	\$487	\$6
ii. Mandatory Auxiliary Fees	\$0	\$0	\$0	\$0	\$0	\$0	\$0	\$0	\$0	\$0	\$0	\$0	\$0	\$0	\$0
iii. Auxiliary Capital Fee	\$0	\$0	\$0	\$0	\$0	\$0	\$0	\$0	\$0	\$0	\$0	\$0	\$0	\$0	\$0
d. Special Equity Fee	\$0	\$0	\$0	\$0	\$0	\$0	\$0	\$0	\$0	\$0	\$0	\$0	\$0	\$0	\$0
Total Student Fee Request	\$5,608	\$5,640	\$5,775	\$5,920	\$145	\$11,639	\$11,671	\$11,963	\$11,987	\$24	\$8,159	\$8,191	\$8,203	\$8,227	\$24
Percentage of Increase Requested Over Previous Year		0.57%	2.39%	2.51%			0.27%	2.50%	0.20%			0.39%	0.15%	0.29%	

**Fee Planning Schedule- Per Semester
Academic Year 2024-25**

Institution: Marshall University

Student Institutional Level: School of Physical Therapy - Doctorate

	Resident 2021-22	Resident 2022-23	Resident 2023-24	Resident 2024-25	Increase (Decrease)	Non-Resident 2021-22	Non-Resident 2022-23	Non-Resident 2023-24	Non-Resident 2024-25	Increase (Decrease)
I. Regular Fees Charged to All Students										
a. Tuition and Required Education and General Fees	\$6,084	\$6,388	\$6,548	\$6,712	\$164	\$9,891	\$10,386	\$10,666	\$10,666	\$0
b. Required Educational and General Capital Fees										
i. System E&G Capital Fees	\$205	\$205	\$211	\$223	\$12	\$800	\$800	\$806	\$818	\$12
ii. Special Institutional E&G Capital Fees	\$226	\$232	\$244	\$250	\$6	\$226	\$232	\$244	\$250	\$6
c. Auxiliary and Auxiliary Capital Fees										
i. Standard Auxiliary Fees	\$455	\$475	\$481	\$487	\$6	\$455	\$475	\$481	\$487	\$6
ii. Mandatory Auxiliary Fees	\$0	\$0	\$0	\$0	\$0	\$0	\$0	\$0	\$0	\$0
iii. Auxiliary Capital Fee	\$0	\$0	\$0	\$0	\$0	\$0	\$0	\$0	\$0	\$0
d. Special Equity Fee	\$0	\$0	\$0	\$0	\$0	\$0	\$0	\$0	\$0	\$0
Total Student Fee Request	\$6,970	\$7,300	\$7,484	\$7,672	\$188	\$11,372	\$11,893	\$12,197	\$12,221	\$24
Percentage of Increase Requested Over Previous Year		4.7%	2.5%	2.5%			4.6%	2.6%	0.2%	

**Fee Planning Schedule- Per Semester
Academic Year 2024-25**

Institution: Marshall University

Student Institutional Level: School of Pharmacy - Doctorate

	Resident 2021-22	Resident 2022-23	Resident 2023-24	Resident 2024-25	Increase (Decrease)	Non-Resident 2021-22	Non-Resident 2022-23	Non-Resident 2023-24	Non-Resident 2024-25	Increase (Decrease)
I. Regular Fees Charged to All Students										
a. Tuition and Required Education and General Fees										
i. P1 Class	\$10,868	\$11,084	\$11,361	\$10,800	(\$561)	\$17,917	\$18,276	\$18,732	\$19,106	\$374
ii. P2 Class	\$10,710	\$10,867	\$11,084	\$11,305	\$221	\$17,321	\$17,917	\$18,365	\$18,732	\$367
iii. P3 Class	\$10,710	\$11,033	\$10,867	\$11,085	\$219	\$17,321	\$17,580	\$18,020	\$18,380	\$361
iv. P4 Class - Trimester *	\$7,140	\$7,355	\$7,539	\$7,539	\$0	\$11,547	\$11,720	\$12,013	\$12,253	\$240
b. Required Educational and General Capital Fees										
i. System E&G Capital Fees	\$205	\$205	\$211	\$223	\$12	\$800	\$800	\$806	\$818	\$12
ii. Special Institutional E&G Capital Fees	\$226	\$232	\$244	\$250	\$6	\$226	\$232	\$244	\$250	\$6
c. Auxiliary and Auxiliary Capital Fees										
i. Standard Auxiliary Fees	\$455	\$475	\$481	\$487	\$6	\$455	\$475	\$481	\$487	\$6
ii. Mandatory Auxiliary Fees	\$0	\$0	\$0	\$0	\$0	\$0	\$0	\$0	\$0	\$0
iii. Auxiliary Capital Fee	\$0	\$0	\$0	\$0	\$0	\$0	\$0	\$0	\$0	\$0
d. Special Equity Fee	\$0	\$0	\$0	\$0	\$0	\$0	\$0	\$0	\$0	\$0
Total Student Fee Request										
i. P1 Class	\$11,754	\$11,996	\$12,297	\$11,760	(\$537)	\$19,398	\$19,783	\$20,263	\$20,661	\$397
ii. P2 Class	\$11,596	\$11,779	\$12,020	\$12,265	\$245	\$18,802	\$19,424	\$19,896	\$20,287	\$391
iii. P3 Class	\$11,596	\$11,945	\$11,803	\$12,045	\$242	\$18,802	\$19,087	\$19,551	\$19,935	\$384
iv. P4 Class -Trimester	\$8,026	\$8,267	\$8,475	\$8,499	\$24	\$13,028	\$13,227	\$13,544	\$13,808	\$264
Percentage of Increase Requested Over Previous Year										
i. P1 Class		2.06%	2.51%	-4.37%			1.98%	2.43%	1.96%	
ii. P2 Class		1.57%	2.05%	2.04%			3.31%	2.43%	1.96%	
iii. P3 Class		3.01%	-1.19%	2.05%			1.52%	2.43%	1.97%	
iv. P4 Class Trimester		3.00%	2.51%	0.28%			1.53%	2.40%	1.95%	
	* P4 Class converted to trimester billings for experiential learning requirements summer 2016.									

**Fee Planning Schedule- Per Semester
Academic Year 2024-25**

Institution: Marshall University

Student Institutional Level: School of Pharmacy - Master in Pharmaceutical Sciences

	Resident 2021-22	Resident 2022-23	Resident 2023-24	Resident 2024-25	Increase (Decrease)	Non-Resident 2021-22	Non-Resident 2022-23	Non-Resident 2023-24	Non-Resident 2024-25	Increase (Decrease)	International 2021-22	International 2022-23	International 2023-24	International 2024-25	Increase (Decrease)
I. Regular Fees Charged to All Students															
a. Tuition and Required Education and General Fees	\$5,196	\$5,302	\$5,434	\$5,488	\$54	\$8,505	\$8,675	\$8,912	\$9,001	\$89	\$11,340	\$11,567	\$11,567	\$11,683	\$116
b. Required Educational and General Capital Fees															
i. System E&G Capital Fees	\$205	\$205	\$211	\$223	\$12	\$800	\$800	\$806	\$818	\$12	\$800	\$800	\$800	\$812	\$12
ii. Special Institutional E&G Capital Fees	\$226	\$232	\$244	\$250	\$6	\$226	\$232	\$244	\$250	\$6	\$226	\$232	\$244	\$250	\$6
c. Auxiliary and Auxiliary Capital Fees															
i. Standard Auxiliary Fees	\$455	\$475	\$481	\$487	\$6	\$455	\$475	\$481	\$487	\$6	\$455	\$475	\$481	\$487	\$6
ii. Mandatory Auxiliary Fees	\$0	\$0	\$0	\$0	\$0	\$0	\$0	\$0	\$0	\$0	\$0	\$0	\$0	\$0	\$0
iii. Auxiliary Capital Fee	\$0	\$0	\$0	\$0	\$0	\$0	\$0	\$0	\$0	\$0	\$0	\$0	\$0	\$0	\$0
d. Special Equity Fee	\$0	\$0	\$0	\$0	\$0	\$0	\$0	\$0	\$0	\$0	\$0	\$0	\$0	\$0	\$0
Total Student Fee Request	\$6,082	\$6,214	\$6,370	\$6,448	\$78	\$9,986	\$10,182	\$10,443	\$10,556	\$113	\$12,821	\$13,074	\$13,092	\$13,232	\$140
Percentage of Increase Requested Over Previous Year		2.2%	2.5%	1.2%			2.0%	2.6%	1.1%			2.0%	0.1%	1.1%	

**Fee Planning Schedule- Per Semester
Academic Year 2024-25**

Marshall University

Student Institutional Level: Bill Noe Aviation Flight School

I. Regular Fees Charged to All Students	Resident	Resident	Resident	Resident	Increase	Non-Resident	Non-Resident	Non-Resident	Non-Resident	Increase	Metro	Metro	Metro	Metro	Increase
	2021-22	2022-23	2023-24	2024-25	(Decrease)	2021-22	2022-23	2023-24	2024-25	(Decrease)	2021-22	2022-23	2023-24	2024-25	(Decrease)
a. Tuition and Required Education and General Fees		\$3,380	\$3,465	\$3,551	\$87		\$8,392	\$8,626	\$8,626	\$0		\$5,907	\$5,039	\$5,039	\$0
b. Required Educational and General Capital Fees															
i. System E&G Capital Fees		\$215	\$221	\$233	\$12		\$730	\$736	\$748	\$12		\$730	\$736	\$748	\$12
ii. Special Institutional E&G Capital Fees		\$232	\$244	\$250	\$6		\$232	\$244	\$250	\$6		\$232	\$244	\$250	\$6
c. Auxiliary and Auxiliary Capital Fees															
i. Standard Auxiliary Fees		\$475	\$481	\$487	\$6		\$475	\$481	\$487	\$6		\$475	\$481	\$487	\$6
ii. Mandatory Auxiliary Fees		\$0	\$0	\$0	\$0		\$0	\$0	\$0	\$0		\$0	\$0	\$0	\$0
iii. Auxiliary Capital Fee		\$0	\$0	\$0	\$0		\$0	\$0	\$0	\$0		\$0	\$0	\$0	\$0
d. Special Equity Fee		\$0	\$0	\$0	\$0		\$0	\$0	\$0	\$0		\$0	\$0	\$0	\$0
Total Student Fee Request		\$4,302	\$4,411	\$4,521	\$110		\$9,829	\$10,087	\$10,111	\$24		\$7,344	\$6,500	\$6,524	\$24
Percentage of Increase Requested Over Previous Year		0.00%	2.52%	2.50%			0.00%	2.62%	0.24%			0.00%	-11.49%	0.37%	

II. Aviation Program Course Fees	All Residency Rate per Course 2021-22	All Residency Rate per Course 2022-23	All Residency Rate per Course 2023-24	All Residency Rate per Course 2024-25	Increase (Decrease)
Aviation - Solo Flight Lab; incl 15 flight hours	\$6,100	\$6,100	\$6,100	\$6,100	-
Aviation - Private Pilot Cert ASEL Lab; incl 20 flight hours	\$7,800	\$7,800	\$7,800	\$7,800	-
Aviation - Instrument Certification Lab; incl 36 flight hours	\$14,000	\$14,000	\$14,000	\$14,000	-
Aviation - Commercial Phase I Lab; incl 52.5 flight hours	\$17,100	\$17,100	\$17,100	\$17,100	-
Aviation - Commercial Phase II ASEL Lab; incl 43.5 flight hours	\$13,900	\$13,900	\$13,900	\$13,900	-
Aviation - Initial CFI ASEL Lab; incl 20 flight hours	\$7,000	\$7,000	\$7,000	\$7,000	-
Aviation - CFII Lab; incl 10 flight hours	\$4,100	\$4,100	\$4,100	\$4,100	-
Aviation - Commercial AMEL Add-on Lab; incl 12 flight hours	\$6,800	\$6,800	\$6,800	\$6,800	-
Aviation Program Additional Resource Fees:					
Aviation - Cirrus SR20 Per Additional Hour	\$310	\$310	\$310	\$310	-
Aviation - Twin Engine Aircraft Per Additional Hour	\$500	\$500	\$500	\$500	-
Aviation - Frasca SR20 AATD Simulator Per Additional Hour	\$50	\$50	\$50	\$50	-

**Fee Planning Schedule- Per Semester
Academic Year 2024-25**

Institution: Marshall University

Student Institutional Level: Masters of Public Health

	Resident 2021-22	Resident 2022-23	Resident 2023-24	Resident 2024-25	Increase (Decrease)	Non-Resident 2021-22	Non-Resident 2022-23	Non-Resident 2023-24	Non-Resident 2024-25	Increase (Decrease)
I. Regular Fees Charged to All Students										
a. Tuition and Required Education and General Fees	\$6,079	\$6,383	\$6,543	\$6,707	\$164	\$13,372	\$14,041	\$14,412	\$14,412	\$0
b. Required Educational and General Capital Fees										
i. System E&G Capital Fees	\$205	\$205	\$211	\$223	\$12	\$800	\$800	\$806	\$818	\$12
ii. Special Institutional E&G Capital Fees	\$226	\$232	\$244	\$250	\$6	\$226	\$232	\$244	\$250	\$6
c. Auxiliary and Auxiliary Capital Fees										
i. Standard Auxiliary Fees	\$455	\$475	\$481	\$487	\$6	\$455	\$475	\$481	\$487	\$6
ii. Mandatory Auxiliary Fees	\$0	\$0	\$0	\$0	\$0	\$0	\$0	\$0	\$0	\$0
iii. Auxiliary Capital Fee	\$0	\$0	\$0	\$0	\$0	\$0	\$0	\$0	\$0	\$0
d. Special Equity Fee	\$0	\$0	\$0	\$0	\$0	\$0	\$0	\$0	\$0	\$0
Total Student Fee Request	\$6,965	\$7,295	\$7,479	\$7,667	\$188	\$14,853	\$15,548	\$15,943	\$15,967	\$24
Percentage of Increase Requested Over Previous Year		4.7%	2.5%	2.5%			4.7%	2.5%	0.1%	

**Fee Planning Schedule- Per Semester
Academic Year 2024-25**

Institution: Marshall University

Student Institutional Level: Doctor of Nursing Practice

I. Regular Fees Charged to All Students	2021-22	2022-23	2023-24	2024-25	Increase (Decrease)
a. Tuition and Required Education and General Fees	\$5,940	\$5,940	\$5,940	\$5,940	\$0
b. Required Educational and General Capital Fees					
i. System E&G Capital Fees	\$205	\$205	\$211	\$223	\$12
ii. Special Institutional E&G Capital Fees	\$226	\$232	\$244	\$250	\$6
c. Auxiliary and Auxiliary Capital Fees					
i. Standard Auxiliary Fees	\$455	\$475	\$481	\$487	\$6
ii. Mandatory Auxiliary Fees	\$0	\$0	\$0	\$0	\$0
iii. Auxiliary Capital Fee	\$0	\$0	\$0	\$0	\$0
d. Special Equity Fee	\$0	\$0	\$0	\$0	\$0
Total Student Fee Request	\$6,826	\$6,852	\$6,876	\$6,900	\$24
Percentage of Increase Requested Over Previous Year	na	0.38%	0.35%	0.35%	

Fee Planning Schedule- Per Semester

Academic Year 2024-25

Institution: Marshall University

	Rate Per Semester 2021-22	Rate Per Semester 2022-23	Rate Per Semester 2023-24	Rate Per Semester 2024-25	Increase (Decrease)
III. Room and Board Charges					
Holderby Hall					
Deluxe Single	\$3,394	\$3,394	\$2,500	\$0	-\$2,500
Twin Towers:					
Deluxe Single	\$3,833	\$3,871	\$3,871	\$3,987	\$116
Double Room	\$2,862	\$2,916	\$2,989	\$3,079	\$90
Buskirk:					
Deluxe Single	\$3,833	\$3,871	\$3,871	\$3,987	\$116
Double	\$2,862	\$2,916	\$2,989	\$3,079	\$90
Marshall Commons:					
Single Room Suite	\$4,218	\$4,218	\$4,218	\$4,345	\$127
Double Room Suite	\$3,336	\$3,399	\$3,501	\$3,606	\$105
First Year Residents Hall (Capstone)					
Double Room with Bath	\$3,527	\$3,668	\$3,778	\$3,892	\$114
Single with bath	\$5,990	\$5,990	\$5,990	\$5,990	-
Fairfield Landing - <u>monthly rates</u>					
Studio Unit	\$899	\$939	\$950	\$970	\$20
2 Bedroom Unit	\$1,398	\$1,398	\$1,425	\$1,450	\$25
One Bedroom in 2 Bedroom Unit	\$699	\$723	\$740	\$755	\$15
Summer Housing					
Single Room	\$1,198	\$1,210	\$1,210	\$1,246	\$36
Double Room	\$873	\$890	\$910	\$937	\$27
Early Arrival / Break Housing					
Single Room	\$40	\$40	\$40	\$40	-
Double Room	\$30	\$30	\$30	\$30	-
Off-Campus Overflow (Used only when needed)					
Single occupancy/per day	\$40	\$40	\$40	\$40	-
Double occupancy/per day	\$30	\$30	\$30	\$30	-
Meal Plans					
10 Meals per week + \$500 Flex with 10 bonus anytime meals	\$1,956	\$2,034	\$2,109	\$2,172	\$63
10 Meals per week + \$700 Flex with 20 bonus anytime meals	\$2,154	\$2,240	\$2,318	\$2,388	\$70
10 Meals per week + \$935 Flex	\$2,299	\$2,391	\$2,468	\$2,542	\$74
14 Meals per week + \$500 Flex with 10 bonus anytime meals	\$2,165	\$2,252	\$2,341	\$2,411	\$70
14 Meals per week + \$700 Flex with 20 bonus anytime meals	\$2,451	\$2,549	\$2,640	\$2,719	\$79
14 Meals per week + \$935 Flex	\$2,596	\$2,700	\$2,791	\$2,875	\$84
175 Meals per semester + 500 Flex (New FY23)		\$2,165	\$2,246	\$2,313	
175 Meals per semester + 700 Flex (New FY23)		\$2,373	\$2,457	\$2,531	
175 Meals per semester + 935 Flex (New FY23)		\$2,582	\$2,687	\$2,768	
Commuter Meal Plans					
30 Meals + \$200 Flex Dollars	\$434	\$451	\$458	\$472	\$14
50 Meals + \$100 Flex Dollars	\$486	\$505	\$519	\$535	\$16
50 Meals + \$350 Flex Dollars	\$733	\$762	\$776	\$799	\$23
50 Meals + \$600 Flex Dollars	\$983	\$1,022	\$1,036	\$1,067	\$31
Summer - 19 Meals per week	\$623	\$648	\$680	\$700	\$20

**Fee Planning Schedule- Per Semester
Academic Year 2024-25**

Institution: Marshall University

II. Special Fees and Charges	Rate Per Semester/ Occurrence 2021-22	Rate Per Semester/ Occurrence 2022-23	Rate Per Semester/ Occurrence 2023-24	Rate Per Semester/ Occurrence 2024-25	Increase (Decrease)
Enrollment Deposit:					
Undergraduate	\$100	\$100	\$100	\$100	-
International	\$500	\$500	\$500	\$500	-
School of Pharmacy	\$500	\$500	\$500	\$500	-
School of Physical Therapy	\$500	\$500	\$500	\$500	-
Doctor of Business Administration (DBA)	\$2,500	\$2,500	\$2,500	\$2,500	-
School of Medicine - Physician Assistant	\$1,000	\$1,000	\$1,000	\$1,000	-
Application Fees:					
Undergraduate/Graduate	\$40	\$40	\$40	\$40	-
Undergraduate/Graduate - Transfers	\$50	\$50	\$50	\$50	-
Undergraduate - Readmission	\$25	\$25	\$25	\$25	-
School of Medicine - Resident	\$75	\$75	\$75	\$75	-
School of Medicine - Non-Resident	\$100	\$100	\$100	\$100	-
School of Nursing	\$30	\$30	\$30	\$30	-
Masters of Public Health	\$30	\$30	\$30	\$30	-
School of Pharmacy	\$100	\$100	\$100	\$100	-
Dietetic Internship Program	\$25	\$25	\$25	\$25	-
International Application Fee	\$150	\$150	\$150	\$150	-
Course Fees:					
COEPD - EdD/EdS Advanced Program Course Fees - per credit hour	\$0	\$0	\$50	\$50	-
COHP-SOK - SCUBA	\$200	\$200	\$200	\$200	-
COHP-SOK - Activity Course Fee	\$40	\$40	\$40	\$40	-
COHP-MPH - Non-major Course Fee (per 3 hour course)	\$1,991	\$1,991	\$1,991	\$1,991	-
SOP-MSPS - Non-major Course Fee (per 3 hour course)	\$945	\$945	\$945	\$945	-
E-Delivery Course Fee (Distance Program Students excluded)	\$40	\$50	\$50	\$50	-
Special Program Fees (in lieu of regular tuition)					
High School E-Course Fee - per Credit Hour	\$75	\$75	\$25	\$25	-
Ohio High School STEM Program - per Credit Hour	\$167	\$167	\$167	\$25	-\$142
High School Dual Enrollment - Course at Marshall Campus Facilities - per Credit Hour	\$145	\$145	\$25	\$25	-
Intensive English Program - per semester	\$4,500	\$4,500	\$4,500	\$4,500	-
Intensive English Program - online - per semester		\$3,200	\$3,200	\$3,200	-
wvROCKS Course Fee (Undergraduate) - per Credit Hour	\$250	\$250	\$250	\$250	-
Undergraduate Distance Programs (Specifically identified) - per semester Full-time	\$3,220	\$3,380	\$0	\$0	-
Graduate Distance Programs (Specifically identified) - per semester Full-time	\$3,473	\$3,555	\$0	\$0	-
Undergraduate Distance Program and Delivery (Specifically identified) - per semester Full-time	\$0	\$0	\$4,411	\$4,411	-
Graduate Distance Program and Delivery (Specifically identified) - per semester Full-time	\$0	\$0	\$4,707	\$4,695	-
MBA - On-line Program Fee	\$450	\$450	\$450	\$450	-
Special Program Fees (in lieu of regular tuition) - cont'd					
COHP Distance Dietetic Internship Certificate Program	\$4,167	discontinued	discontinued	discontinued	-
COHP Distance Dietetic Internship MS Program		\$5,832	\$5,832	\$5,832	-
COHP St. Mary's Program Fee - per credit hour	\$0	\$0	\$0	\$340	-
COHP St. Mary's Program Fee - per Semester	\$0	\$0	\$0	\$4,080	-
COHP St. Mary's Lab Fee - - per Semester	\$0	\$0	\$0	\$100	-
LCOB Center for Exec Ed and Certification					
Business DBA Program - per Credit Hour	\$850	\$850	\$950	\$950	-
Course for Senior Citizens - per Course	\$50	\$50	\$50	\$50	-

**Fee Planning Schedule- Per Semester
Academic Year 2024-25**

Institution: Marshall University

II. Special Fees and Charges	Rate Per Semester/ Occurrence 2021-22	Rate Per Semester/ Occurrence 2022-23	Rate Per Semester/ Occurrence 2023-24	Rate Per Semester/ Occurrence 2024-25	Increase (Decrease)
Other Fees:					
CLEP/DANTES Testing	\$25	\$25	\$25	\$25	-
International Student Fee	\$100	\$200	\$200	\$200	-
Late Registration/Payment Fee	\$25	\$25	\$25	\$25	-
Meal Card/I. D. Replacement	\$20	\$20	\$20	\$20	-
MUGC Alternative Assessment (Per Credit Hour)	\$25	\$25	\$25	\$25	-
Orientation/Student Success Fee	\$60	\$60	\$60	\$60	-
Pharmacy - Matriculation Fee (Annual - Year 1 Only)	\$270	\$270	\$270	\$420	\$150
Pharmacy - Practice Ready Fee (Annual Year 2 Only)	\$390	\$390	\$390	\$420	\$30
Pharmacy - Practice Ready Fee (Annual Year 3-4 Only)	\$390	\$390	\$390	\$420	\$30
Pharmacy - Progression Fee (Annual)	\$280	\$390	\$390	\$0	-\$390
Pharmacy - Simulation Fee (Annual Year 1-2-3 Only)	\$350	\$350	\$350	\$350	-
Pharmacy - iPad Fee (Annual Year 1-2 Only)	250.00	250.00	\$250	\$260	\$10
Pharmacy - iPad Fee (Annual Year 3 Only)	350.00	350.00	\$350	\$200	-\$150
Regents' BA Degree Evaluation	\$300	\$300	\$300	\$300	-
Regents' BA Posting Fee (Per credit hour awarded)	\$10	\$10	\$10	\$10	-
Reinstatement Fee - Course Schedule	\$25	\$25	\$25	\$25	-
Returned Check Fee	\$25	\$25	\$25	\$25	-
Revalidation of Credit Fee (Per Hour)	\$25	\$25	\$25	\$25	-
Study Abroad Application/advising/shipping fee - one-time	\$150	\$150	\$150	\$150	-
Study Abroad Program Registration Fee - per Program	\$100	\$100	\$100	\$100	-
Transcript - paper	\$10	\$10	\$10	\$10	-
Transcript - electronic	\$12	\$12	\$12	\$12	-
Transfer Evaluation Fee	\$50	\$50	\$50	\$50	-
University College - Placement Testing Fee	\$35	\$35	\$35	\$35	-
Visiting Student Credential Fee - SOM	\$50	\$50	\$50	\$50	-
Diploma Fees:					
Certificate Fee	\$15	\$15	\$15	\$15	-
Associate Degree	\$50	\$50	\$50	\$50	-
Baccalaureate Degree	\$50	\$50	\$50	\$50	-
Master's Degree	\$50	\$50	\$50	\$50	-
Diploma Replacement	\$50	\$50	\$50	\$50	-
First Professional Degree	\$100	\$100	\$100	\$100	-
Doctoral Degree	\$100	\$100	\$100	\$100	-
Residence Services Fees:					
Transfer Buyout	\$0	\$0	\$0	\$1,000	-
Mid-Leasing Apartment Change (Studio)	\$0	\$0	\$0	\$250	-
Mid-Leasing Apartment Change (2 Bedroom)	\$0	\$0	\$0	\$350	-
Unauthorized Single Occupancy (per night)	\$0	\$0	\$0	\$75	-
Holderby Storage Rate	\$0	\$0	\$40	\$60	\$20
Holderby A/C Rental	\$0	\$0	\$75	\$0	-\$75
Improper Check-out Fee - Dorm	\$50	\$50	\$50	\$75	\$25
Mail Box - Re-Key (Per Lock)	\$30	\$30	\$30	\$30	-
Reservation Deposit	\$200	\$200	\$200	\$200	-
Room Re-Key (per lock)	\$50	\$50	\$50	\$75	\$25
Safe Rental Program through College Products					
One Semester Rental	\$0	\$0	\$0	\$65	\$65
Academic Year Rental (Fall & Spring Semesters)	\$0	\$0	\$0	\$85	\$85
12-Month Rental (Fall, Spring, & Summer Semesters)	\$0	\$0	\$0	\$105	\$105
10-Week Summer Term	\$0	\$0	\$0	\$65	\$65
5-Week Summer Term	\$0	\$0	\$0	\$55	\$55
Safe Purchase	\$0	\$0	\$0	\$145	\$145

**Fee Planning Schedule- Per Semester
Academic Year 2024-25**

Institution: Marshall University

	Rate Per Semester/ Occurrence 2021-22	Rate Per Semester/ Occurrence 2022-23	Rate Per Semester/ Occurrence 2023-24	Requested Rate Per Semester/ Occurrence 2024-25	Semester/ Occurrence (Decrease)
II-A. Other Institutional Fees					
COE					
COE - Program for Individuals with Autism Spectrum Disorder	\$5,000.00	\$5,000.00	\$5,000.00	\$5,000.00	-
COE - Summer Program for Individuals with ASD	\$1,500.00	\$1,500.00	\$1,500.00	\$1,500.00	-
COE - Autism Employment Workshop, per participant	\$500.00	\$500.00	\$500.00	\$500.00	-
COE - Autism Specific Training and Consult - per hour	\$150.00	\$150.00	\$150.00	\$150.00	-
COE - Autism Mentor Training - per participant	\$250.00	\$250.00	\$250.00	\$250.00	-
COE - Autism Leadership Institute - per participant	\$500.00	\$500.00	\$500.00	\$500.00	-
COE - Autism Discovery Group - per semester	\$500.00	\$500.00	\$500.00	\$500.00	-
COE - Autism Behavioral & Psychological Evaluations - sliding scale	1300	\$1,300.00	up to \$1,300.00	up to \$1,300.00	-
GSEPD - Summer Program (PreK - 12), per participant	\$100.00	\$100.00	\$100.00	\$100.00	-
GSPED - Clinical Services, per visit	\$20.00	\$20.00	\$20.00	\$20.00	-
COLA					
Psychology Clinic Fees	\$20.00	\$20.00	\$20.00	\$20.00	-
Psychotherapy, couples & family therapy, each per visit Assessment	\$100.00	\$100.00	\$100.00	\$100.00	-
Computing Services					
CD/DVD Duplicating and Printing Service:					
Production runs < 100, each CD	\$1.50	\$1.50	\$1.50	\$1.50	-
Production runs < 100, each DVD	\$2.50	\$2.50	\$2.50	\$2.50	-
Printing or Duplicating:					
Laser Print 8.5" x 11" or 11" x 17" - black/white, per page	\$0.10	\$0.10	\$0.10	\$0.10	-
Laser Print 8.5" x 11" or 11" x 17" - full color, per page	\$0.20	\$0.20	\$0.20	\$0.20	-
Other Computing Service Charges:					
Charge for investigation, testimony, due process discovery and documentation of verified/convicted violation of policy or law - per person per hour	\$60.00	\$60.00	\$60.00	\$60.00	-
Charge for first offense Copyright infringement reconnection to the network involving less than 1 hour cumulative investigation time - per person per hour	\$50.00	\$50.00	\$50.00	\$50.00	-
Charge for second offense Copyright infringement reconnection to the network involving less than 1 hour cumulative investigation time - per person per hour	\$100.00	\$100.00	\$100.00	\$100.00	-
Assist with backup of customer data - per hour	\$50.00	\$50.00	\$50.00	\$50.00	-
Assessment Consultation & Installation of Network card, new Memory SIMM/DIMMs or additional Devices (Hard Drives, CD-R/RW,DVD, etc.) in existing supported computer - per hour	\$35.00	\$35.00	\$35.00	\$35.00	-
Virus Removal and Restoration If using non-standard image - per hour (one hour minimum)	\$35.00	\$35.00	\$35.00	\$35.00	-
Software Installation and Removal Assistance other than Supported image - per hour	\$35.00	\$35.00	\$35.00	\$35.00	-
Assistance with Desktop or Notebook Hardware Exceeding Initial Diagnosis in/out of warranty - per hour	\$35.00	\$35.00	\$35.00	\$35.00	-
File Backup/Restore due to other than equipment failure (includes network restore to V: drive, apps etc.) - per Hour	\$50.00	\$50.00	\$50.00	\$50.00	-
Network cable category 6 - 25 ft.	\$10.00	\$10.00	\$10.00	\$10.00	-
Network cable category 6 - 14 ft.	\$8.00	\$8.00	\$8.00	\$8.00	-

**Fee Planning Schedule- Per Semester
Academic Year 2024-25**

Institution: Marshall University

	Rate Per Semester/ Occurrence 2021-22	Rate Per Semester/ Occurrence 2022-23	Rate Per Semester/ Occurrence 2023-24	Requested Rate Per Semester/ Occurrence 2024-25	Semester/ Occurrence (Decrease)
II-A. Other Institutional Fees					
H.E.L.P. Center					
Tutoring Services (per semester at one hour per week)					
Resident, per hour	\$450.00	\$450.00	\$450.00	\$450.00	-
Metro, per hour	\$500.00	\$500.00	\$500.00	\$500.00	-
Non-resident, per hour	\$650.00	\$650.00	\$650.00	\$650.00	-
Study Skills/Test-taking Strategies Workshop	\$250.00	\$250.00	\$250.00	\$250.00	-
International Programs					
Student Arrival Fees, Htgn.	\$50.00	\$50.00	\$50.00	\$50.00	-
Student Arrival Fees, Chas.	\$150.00	\$150.00	\$150.00	\$150.00	-
LEAP	\$3,000.00	\$3,000.00	\$3,000.00	\$3,000.00	-
Library - Information Technology					
Overdue Fines - book, per day	\$0.25	\$0.25	\$0.25	\$0.25	-
Overdue Fines - video/dvd/multimedia, per day	\$1.00	\$1.00	\$1.00	\$1.00	-
Overdue Fines - reserve item, per hour	\$1.00	\$1.00	\$1.00	\$1.00	-
Overdue Fines - each ILL item, per day	\$1.00	\$1.00	\$1.00	\$1.00	-
Overdue Fines - MAXIMUM for overdue item	\$20.00	\$20.00	\$20.00	\$20.00	-
Overdue Fines - MAXIMUM for ILL overdue item	\$50.00	\$50.00	\$50.00	\$50.00	-
Overdue Fines - Holds not returned by req. date, per day	\$2.00	\$2.00	\$2.00	\$2.00	-
Long Overdues (after 28 days) - replacement cost plus fee	Repl cost + 25.00	Repl cost + 25.00	Repl cost + 25.00	Repl cost + 25.00	-
Lost items - replacement cost plus fee	Repl cost + 25.00	Repl cost + 25.00	Repl cost + 25.00	Repl cost + 25.00	-
Damaged Items (was previously rebinding cost)	Replacement cost	Replacement cost	Replacement cost	Replacement cost	-
ILL Borrowing - photocopied materials, per page	\$0.10	\$0.10	\$0.10	\$0.10	-
ILL Borrowing - Rush document, Max request for patron based on patron type, charge per excess request	\$1.00	\$1.00	\$1.00	\$1.00	-
ILL Borrowing - Rush document, fee for items ordered but not picked up	\$10.00	\$10.00	\$10.00	\$10.00	-
ILL Borrowing - Rebinding damaged item	\$25.00	\$25.00	\$25.00	\$25.00	-
ILL Borrowing - Lost Item Processing Fee plus invoice charge for replacement	Replacement cost + 100.00	Replacement cost + 100.00	Replacement cost + 100.00	Replacement cost + 100.00	-
Fax - request fee in addition to standard applicable fee, per request	\$5.00	\$5.00	\$5.00	\$5.00	-
Rush - request fee in addition to standard applicable fee, per request	\$10.00	\$10.00	\$10.00	\$10.00	-
Non-Pickup Fee after date due for each loan	\$5.00	\$5.00	\$5.00	\$5.00	-
Non-Pickup Fee after 30 days from date due for each loan, per article	\$5.00	\$5.00	\$5.00	\$5.00	-
Special Collections - Research requests fee < 2 hours, per hour	\$25.00	\$25.00	\$25.00	\$25.00	-
Special Collections - Maximum Research Fee, per hour, if nothing found	\$25.00	\$25.00	\$25.00	\$25.00	-
Special Collections - Reproduction Fees, per page (library only)	\$0.25	\$0.25	\$0.25	\$0.25	-
Special Collections - Postage and handling, no more than 50 pages	\$5.00	\$5.00	\$5.00	\$5.00	-
Special Collections - Still Image, per image					
Photographic print (black and white), 4 x 5	\$5.00	\$5.00	\$5.00	\$5.00	-
Photographic print (black and white), 5 x 7	\$10.00	\$10.00	\$10.00	\$10.00	-
Photographic print (black and white), 8 x 10	\$20.00	\$20.00	\$20.00	\$20.00	-
Digital Images (500 dpi or less)	\$5.00	\$5.00	\$5.00	\$5.00	-
Digital Images (600 dpi or less)	\$7.00	\$7.00	\$7.00	\$7.00	-
Images taken if patron does own scanning, per image	\$0.50	\$0.50	\$0.50	\$0.50	-
Moving Images - Transfer 16mm or video tape to DVD (\$5 per clip; \$20 minimum)	\$20.00	\$20.00	\$20.00	\$20.00	-
Moving Images - Duplicate existing digitized media to DVD (\$2.50 per clip; \$10 minimum)	\$10.00	\$10.00	\$10.00	\$10.00	-
Special Collections - Lab School Transcripts	\$10.00	\$10.00	\$10.00	\$10.00	-
Special Collections - Lab School Transcripts (per additional copy)	\$2.50	\$2.50	\$2.50	\$2.50	-

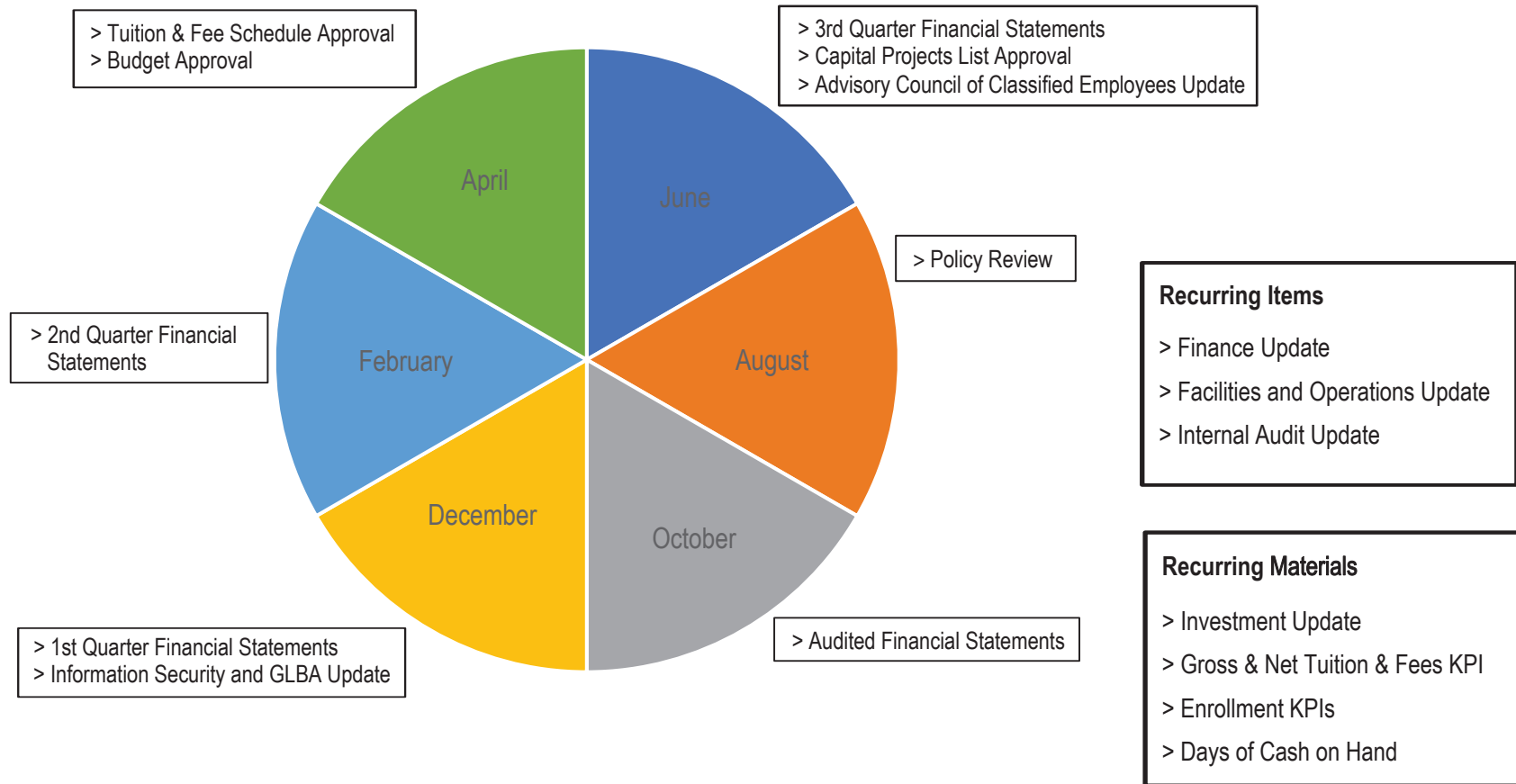
**Fee Planning Schedule- Per Semester
Academic Year 2024-25**

Institution: Marshall University

	Rate Per Semester/ Occurrence 2021-22	Rate Per Semester/ Occurrence 2022-23	Rate Per Semester/ Occurrence 2023-24	Requested Rate Per Semester/ Occurrence 2024-25	Semester/ Occurrence (Decrease)
II-A. Other Institutional Fees					
Parking/Public Safety					
Parking - Evening Permits, per semester	\$55.00	\$55.00	\$55.00	\$55.00	-
Parking - Surface Lots, per semester	\$85.00	\$85.00	\$85.00	\$85.00	-
Parking - 3rd Avenue and Smith Hall Parking Facilities, per semester	\$135.00	\$135.00	\$135.00	\$135.00	-
Parking - 6th Avenue Parking Facility, per month	\$30.00	\$30.00	\$30.00	\$30.00	-
Parking - 6th Avenue Parking Facility, per hour	\$0.50	\$0.50	\$0.50	\$0.50	-
Parking - 6th Avenue Parking Facility, Lost Ticket Fee	\$10.00	\$10.00	\$10.00	\$10.00	-
Parking - Temporary					
Per Day	\$3.00	\$3.00	\$3.00	\$3.00	-
Per Week	\$15.00	\$15.00	\$15.00	\$15.00	-
Per Month	\$50.00	\$50.00	\$50.00	\$50.00	-
Parking Fines - Various					
Parking Fine - Handicapped Space (24 hr/per incident)	\$100.00	\$100.00	\$100.00	\$100.00	-
Parking Fine - Expired time on meter (7am -7pm/per incident)	\$5.00	\$5.00	\$5.00	\$5.00	-
Parking Meters - Corbly Hall, per hour	\$1.00	\$1.00	\$1.00	\$1.00	-
Parking Meters - Surface Lots, per hour	\$0.50	\$0.50	\$0.50	\$0.50	-
Parking - Replaced Permit	\$20.00	\$20.00	\$20.00	\$20.00	-
Public Safety - Fingerprinting, per occurrence	\$20.00	\$20.00	\$20.00	\$20.00	-
Public Safety - Incident Report copy, per report	\$20.00	\$20.00	\$20.00	\$20.00	-
Student Affairs					
AOD education, prevention and intervention classes - first offense	\$50.00	\$50.00	\$50.00	\$50.00	-
AOD education, prevention and intervention classes - 2nd offense	\$100.00	\$100.00	\$100.00	\$100.00	-
AOD education, prevention and intervention classes - 3rd offense	\$150.00	\$150.00	\$150.00	\$150.00	-
School of Medicine/School of Pharmacy/School of Physical Therapy/College of Health Professions					
Background Check	At Cost	At Cost	At Cost	At Cost	-
Student Health Insurance	At Cost	At Cost	At Cost	At Cost	-
Charges for reimbursement of expenses in complying with Freedom of Information Act requests:					
Print document cost - per page	\$0.50	\$0.50	\$0.50	\$0.50	0.00
Fax Transmission - per page	\$2.00	\$2.00	\$2.00	\$2.00	-
Postage - 1st Class USPS Mail	At Cost	At Cost	At Cost	At Cost	-
Electronic document cost - per page	\$1.00	\$1.00	\$1.00	\$1.00	-
Create CD for transmission of electronic documents (includes 1st Class USPS Mail) - per CD	\$10.00	\$10.00	\$10.00	\$10.00	-
Fairfeild Landing - short stay charges					
Short term 3-6 month lease - Additional charge per month	\$50.00	\$50.00	\$50.00	\$50.00	-
Short term 1 month lease - Additional charge per month		\$100.00	\$100.00	\$100.00	-
Short term 2 month lease - Additional charge per month		\$75.00	\$75.00	\$75.00	-
Studio short stay for student recruitment / per night	\$80.00	\$80.00	\$80.00	\$80.00	-
2 bedroom short stay for student recruitment / per night	\$125.00	\$125.00	\$125.00	\$125.00	-
Studio short stay / per night	\$85.00	\$85.00	\$85.00	\$85.00	-
Studio short stay / per week	\$447.00	\$447.00	\$447.00	\$447.00	-
2 bedroom short stay / per night	\$130.00	\$130.00	\$130.00	\$130.00	-
2 bedroom short stay / per week	\$690.00	\$690.00	\$690.00	\$690.00	-

Annual Activity Calendar

Finance, Audit and Facilities Planning Committee



Enduring **FINANCIAL PRINCIPLES**

1. Grow STUDENTS, Not Fees.

- ✓ Minimize tuition and fee increases.
- ✓ Institutional success is measured by our accessibility, affordability and lifetime value for the students we serve.

2. Invest in our TEAM.

- ✓ Align employee compensation with market.
- ✓ Incentivize for performance and living the Marshall University Creed.

3. Take Care of the HOUSE.

- ✓ Investments in facilities are essential to the university mission.
- ✓ Invest in innovative technologies to meet modern challenges.

4. Manage our Strategic RESOURCES.

- ✓ Build key reserves for fiscal and operational resiliency.
- ✓ Invest available resources to new market-driven opportunities.

Grow Students, Not Fees

REVERSING A 13-YEAR DECLINE

ENROLLMENT DECLINE

-22% from 2010-21 at Marshall

Fall Semester	Headcount	% Change	FTE	% Change
1998	13,607		10,361	
1999	13,371	-1.7%	10,343	-0.2%
2000	13,643	2.0%	10,573	2.2%
2001	13,829	1.4%	10,642	0.7%
2002	14,222	2.8%	11,065	4.0%
2003	13,967	-1.8%	11,064	0.0%
2004	13,925	-0.3%	10,902	-1.5%
2005	13,996	0.5%	10,969	0.6%
2006	13,940	-0.4%	10,819	-1.4%
2007	13,814	-0.9%	10,754	-0.6%
2008	13,584	-1.7%	10,681	-0.7%
2009	13,779	1.4%	10,966	2.7%
2010	14,196	3.0%	11,549	5.3%
2011	13,971	-1.6%	11,410	-1.2%
2012	13,715	-1.8%	11,365	-0.4%
2013	13,413	-2.2%	11,167	-1.7%
2014	13,390	-0.2%	11,236	0.6%
2015	13,631	1.8%	11,485	2.2%
2016	13,654	0.2%	11,610	1.1%
2017	13,259	-2.9%	11,330	-2.4%
2018	13,215	-0.3%	11,042	-2.5%
2019	12,862	-2.7%	10,655	-3.5%
2020	11,962	-7.0%	10,197	-4.3%
2021	11,143	-6.8%	9,508	-6.8%

FY24 RESULTS

Total Enrollment: +4.2%

- ✓ First-Time Freshmen: +12.9%
- ✓ Metro Enrollment: +19.9%
- ✓ Online Enrollment: +17.6%
- ✓ Retention: +4.3%

FY25 ASSUMPTIONS

Total Enrollment: +1%

- First-Time Freshmen: +10%
- Metro Enrollment: +2%
- Online Enrollment: +2%
- Retention: Flat

Benchmark: SNHU enrollment in 2010 = 12,600...SNHU enrollment in 2021 = 178,000

Grow Students, Not Fees

AFFORDABILITY

2025 Budgeted
\$327.1M

Student
Tuition and Fees
22.8%

Grants
and Contracts
33.7%

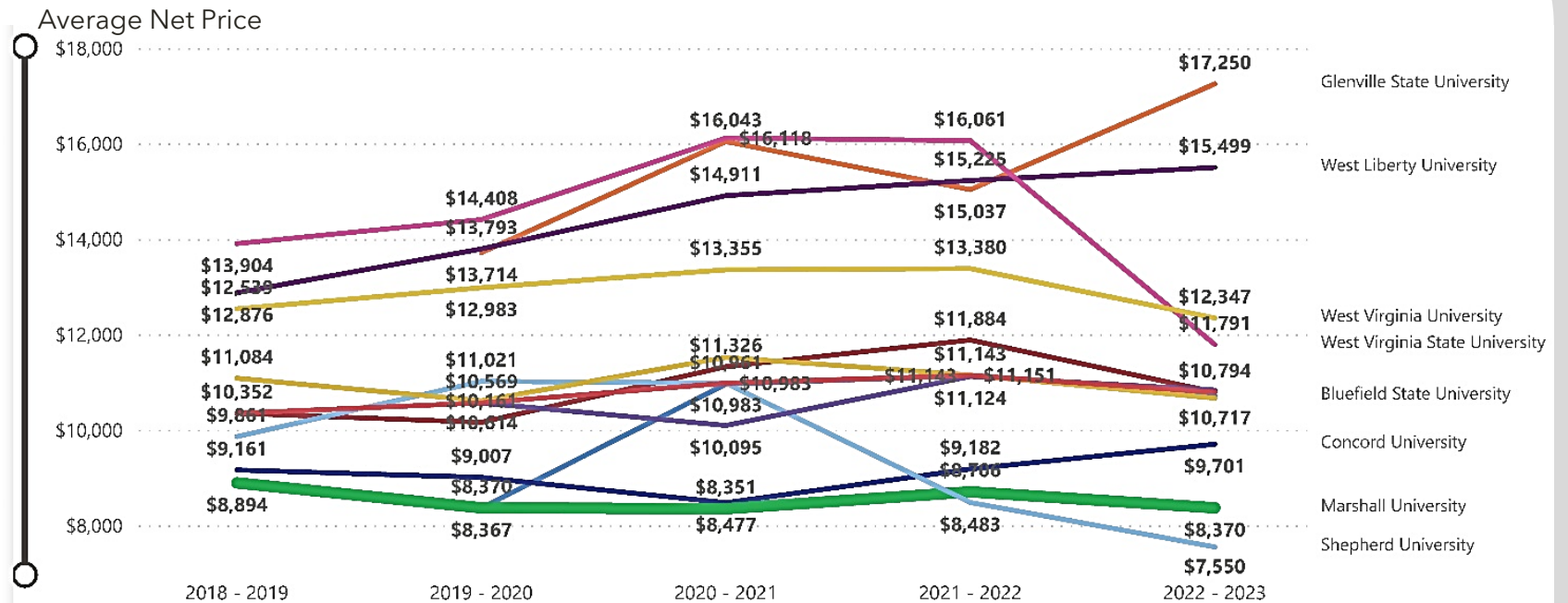
Auxiliaries **10.7%**

Other Operating 3.1%

State
Appropriations
23.1%

Pell Grants 5.3%
Investment Gains 0.8%
Other Non-Operating 0.5%

Comparison to WV 4-Year Institutions



Source: Integrated Postsecondary Education Data System (IPEDS)

Grow Students, Not Fees

PROPOSED FY25 TUITION & FEES

	PAST			PRESENT	BUDGET	FUTURE		
	FY21	FY22	FY23	FY24	FY25	FY26	FY27	FY28
UNDERGRADUATE								
Resident	\$ 4,256	\$ 4,276	\$ 4,302	\$ 4,471	\$ 4,581	\$ 4,696	\$ 4,813	\$ 4,933
Online	\$ 3,757	\$ 3,820	\$ 3,980	\$ 4,411	\$ 4,521	\$ 4,634	\$ 4,750	\$ 4,869
Metro	\$ 7,298	\$ 7,318	\$ 7,344	\$ 6,500	\$ 6,584	\$ 6,608	\$ 6,632	\$ 6,656
Non-Resident	\$ 9,683	\$ 9,803	\$ 9,829	\$ 10,147	\$10,171	\$ 10,195	\$ 10,219	\$ 10,243

	PAST			PRESENT	BUDGET	FUTURE		
	FY21	FY22	FY23	FY24	FY25	FY26	FY27	FY28
GRADUATE								
Resident	\$ 4,414	\$ 4,441	\$ 4,467	\$ 4,580	\$ 4,695	\$ 4,812	\$ 4,933	\$ 5,056
Online	\$ 3,855	\$ 3,923	\$ 4,005	\$ 4,580	\$ 4,695	\$ 4,812	\$ 4,933	\$ 5,056
Metro	\$ 7,786	\$ 7,873	\$ 7,899	\$ 7,917	\$ 7,941	\$ 7,941	\$ 7,965	\$ 7,989
Non-Resident	\$10,581	\$10,717	\$10,743	\$ 11,012	\$11,036	\$ 11,060	\$ 11,084	\$ 11,108

FY25 Tuition and Fee Rate Proposal

- **+2.5%** Undergrad/Graduate Resident
 - Favorable compared to inflation (and peers)
 - Undergraduate Residents: +\$220 annually
 - Graduate Residents: +\$230 annually
- **Flat** Non-Resident and Metro
- **Increases in:**
 - Capital Fee: +\$24/year
 - Rec Center Fee: +\$12/year
 - Auxiliary Fee: +\$12/year

Grow Students, Not Fees

TUITION & FEES, ROOM/BOARD

First-Year (Freshman) Costs

Resident	FY21	FY22	FY23	FY24	FY25	FY26	FY27	FY28
Tuition and Fees	\$ 4,256	\$ 4,276	\$ 4,302	\$ 4,411	\$ 4,581	\$ 4,696	\$ 4,813	\$ 4,933
Room and Board	\$ 5,549	\$ 5,692	\$ 5,920	\$ 6,119	\$ 6,303	\$ 6,492	\$ 6,686	\$ 6,887
Total	\$ 9,805	\$ 9,968	\$ 10,222	\$ 10,530	\$ 10,884	\$ 11,187	\$ 11,499	\$ 11,820
% Change	2.46%	1.66%	2.55%	3.01%	3.36%	2.79%	2.79%	2.79%

Metro	FY21	FY22	FY23	FY24	FY25	FY26	FY27	FY28
Tuition and Fees	\$ 7,298	\$ 7,318	\$ 7,344	\$ 6,500	\$ 6,584	\$ 6,608	\$ 6,632	\$ 6,656
Room and Board	\$ 5,549	\$ 5,692	\$ 5,920	\$ 6,119	\$ 6,303	\$ 6,492	\$ 6,686	\$ 6,887
Total	\$ 12,847	\$ 13,010	\$ 13,264	\$ 12,619	\$ 12,887	\$ 13,100	\$ 13,318	\$ 13,543
% Change	1.86%	1.27%	1.95%	-4.86%	2.12%	1.65%	1.67%	1.69%

Non-Resident	FY21	FY22	FY23	FY24	FY25	FY26	FY27	FY28
Tuition and Fees	\$ 9,683	\$ 9,803	\$ 9,829	\$ 10,075	\$ 10,171	\$ 10,195	\$ 10,219	\$ 10,243
Room and Board	\$ 5,549	\$ 5,692	\$ 5,920	\$ 6,119	\$ 6,303	\$ 6,492	\$ 6,686	\$ 6,887
Total	\$ 15,232	\$ 15,495	\$ 15,749	\$ 16,194	\$ 16,474	\$ 16,687	\$ 16,905	\$ 17,130
% Change	1.57%	1.73%	1.64%	2.83%	1.73%	1.29%	1.31%	1.33%

- **Pro forma programs** have an average proposed rate increase of **2.5%** for Resident students.
- For 2025, **online programs remain priced at the Resident levels**, with access to various student services not previously accessible.
- The **average room rate** proposed is an increase of **3%**.
- We propose limiting **meal plan** increases to **3%** (relative to inflation and Sodexo's 2.5% cost pass-through).

Enduring **FINANCIAL PRINCIPLES**

1. Grow STUDENTS, Not Fees.

- ✓ Minimize tuition and fee increases.
- ✓ Institutional success is measured by our accessibility, affordability and lifetime value for the students we serve.

2. Invest in our TEAM.

- ✓ Align employee compensation with market.
- ✓ Incentivize for performance and living the Marshall University Creed.

3. Take Care of the HOUSE.

- ✓ Investments in facilities are essential to the university mission.
- ✓ Invest in innovative technologies to meet modern challenges.

4. Manage our Strategic RESOURCES.

- ✓ Build key reserves for fiscal and operational resiliency.
- ✓ Invest available resources to new market-driven opportunities.

Invest in our Team

PAY RAISES → MARKET RATES

FY24 ACTIONS


State Funded

- \$1,350 Lump Sum
 - = 8.18% for lowest salaries; and
 - = 0.47% for highest salaries

Strategic Adjustments

- Gender/Race
- Targeted Market-Based Retention and Recruitment (i.e., police officers, grant writers, specific academic disciplines, etc.)
- Faculty

Completed **Market Equity** Analysis



FY25 BUDGET

State Funded

- ~\$1,000 Lump Sum
- +1% Base Increase

Market Equity Adjustments

- \$1M from Save-to-Serve
 - Distributed based on Compa-ratio (position relative to mid-point)

FY26-28 CONSIDERATIONS

State Funded

- \$1.5M Appropriation

Market Equity Adjustments

- \$2M Annually
- Performance-Based

Enduring **FINANCIAL PRINCIPLES**

1. Grow STUDENTS, Not Fees.

- ✓ Minimize tuition and fee increases.
- ✓ Institutional success is measured by our accessibility, affordability and lifetime value for the students we serve.

2. Invest in our TEAM.

- ✓ Align employee compensation with market.
- ✓ Incentivize for performance and living the Marshall University Creed.

3. Take Care of the HOUSE.

- ✓ Investments in facilities are essential to the university mission.
- ✓ Invest in innovative technologies to meet modern challenges.

4. Manage our Strategic RESOURCES.

- ✓ Build key reserves for fiscal and operational resiliency.
- ✓ Invest available resources to new market-driven opportunities.

Take Care of the House

FACILITY MAINTENANCE

CAPITAL PROJECT PRINCIPLES FOR ALLOCATION

Building System Stabilization	35%
Health and Safety	25%
Equitable Environment/Title IX	20%
Invest to Accelerate Growth	15%
Miscellaneous	5%
Total Points	100%

PROJECT “SHOCK AND AWE”

\$21.4M from State for Deferred Maintenance

- ✓ **Chiller Replacements - Smith Hall and Drinko Library** (\$3.9M)
- ✓ **Roof Replacements - South Charleston, Drinko Library** (\$2.4M)
- ✓ Structural Repairs - Old Main (\$1M)
- ✓ Air Handler Units - Science Building (\$1.3M)
- ✓ **Emergency Generator/Safety Phase I** (\$687K)
- ✓ **Fire Alarm Upgrades** (\$363K)
- ✓ Elevator Modernization (\$1.5M)
- ✓ Sanitary Pipe Replacement - Henderson Center E-Level (\$540K)
- ✓ Morrow Library ADA Updates (\$1.2M)
- ✓ **Locks - Smith Hall and Fine Arts** (\$300K)
- ✓ Floor Renovations - Erma Ora Byrd Clinical Center (\$375K)
- ✓ **Concrete - Smith Hall** and Henderson Center (\$250K)
- ✓ **Stormwater Improvements Phase I** (\$1.5M)
- ✓ **Demolition - Laidley** and Holderby Halls (\$1.6M)
- ✓ **Renovations - Fine Arts** (\$1.6M)
- ✓ **Restroom Renovations - Memorial Student Center** (\$880K)
- ✓ HVAC Replacement - Former MRI Building (\$378K)
- ✓ Classroom/**Restroom Repair**/Renewal - **Campus-wide** (\$1.6M)

Bold/gray shading indicates projects under way.

First round of State funding (\$5.4M) received in December 2023.

Take Care of the House

CAMPUS CARRY

ACTIONS TO DATE

- **Implementation Team** created
- **Action Learning Team** reviewed best practices; visited 11 higher education institutions
- **Campus and Community Safety Work Group** formed with students, faculty/staff and law enforcement
- **Website** developed
- Two campus **Town Hall meetings** held
- Athletic venues assessed by **Office of Homeland Security**
- **Security Risk Management Consultants** engaged to develop comprehensive security plan for Athletics (due 4/16)

COST ESTIMATES

Construction to secure Corbly Hall day care	\$20,000
Signage for all university properties	\$30,000
Personal screening machine - Student Center	\$25,000
Personal screening machines - Athletics/Entertainment	\$205,000
Swipe card access ports for 10 hearing rooms	\$20,000
	TOTAL \$300,000

**Pursuing external funds for football stadium concourse expansion (\$2-\$4.4M).*

marshall.edu/mupd/campus-carry

Take Care of the House

TECHNOLOGY INVESTMENTS

ACTIONS TO DATE

Artificial Intelligence (AI)

- Identifying enterprise solutions for teaching/learning, research and operations
- Automating online course creation and other AI-enhanced tools

Student Experience / Teaching and Learning

- Implementing online application portal and integrated enrollment management system (Salesforce CRM)
- Designed and operationalized hybrid classroom technology in new Center for Business and Innovation

Systems and Infrastructure

- Re-established shared governance through IT Council and Technology Governance & Purchasing Procedure
- Implemented technology to assist with streamlining data integrations in system infrastructure
- Assessed enterprise resource planning / student information systems for efficiency and enhancement
- Externally evaluated information security for federal compliance and cyber resilience

PLANNING AHEAD

Artificial Intelligence (AI)

- Prototype AI models for budget planning and detecting abnormal spending patterns
- Enhance AI and digital literacy skills for faculty, staff and students by becoming an Adobe Creative Campus

Student Experience / Teaching and Learning

- Aid in technology design planning for the Institute for Cyber Security and Innovation District
- Implement new MyMU student portal, developed through design thinking process

Systems and Infrastructure

- Support integration and operation of Marshall Marketplace e-procurement solution
- Invest in Banner upgrades, creation of a business continuity solution and transition of existing integrations
- Address risks and gaps in information security

Take Care of the House

COMMUNITY CARES WEEK



COMMUNITY CARES WEEK
Giving Back to the Herd

Year 2 Results

Our 2nd **Community Cares Week**, May 23-27, 2023, exceeded expectations:

- **724 volunteers** contributed **1,958 hours of service**
- Main Campus, Health Sciences and satellite campuses
- Landscaping, pressure washing, painting, carpentry, housekeeping and thrift store
- **100 staff members** led teams
- **33 businesses** sponsored projects
- **9 alumni chapters** participated; 6 in their home communities

Year 3 Plans

May 14-17, 2024

The goal for 2024 is to continue to increase the scope and impact of alumni, campus and community members participating and giving back.

- **Tuesday, May 14 (Youth Day)** - Main Campus, South Charleston campus and Health Sciences–Byrd Clinical Center and Kopp Hall
- **Wednesday, May 15** - Main Campus, South Charleston Campus and Health Sciences–Teays Valley
- **Thursday, May 16** - Main Campus, Mid-Ohio Valley Center and Health Sciences–Project HOPE and PROACT
- **Friday, May 17** - Main Campus

10+ alumni chapter service projects in home communities, including China

GOAL: +10% in volunteers (target: 796) and service hours (target: 2,153)

www.marshall.edu/cares

Enduring **FINANCIAL PRINCIPLES**

1. Grow STUDENTS, Not Fees.

- ✓ Minimize tuition and fee increases.
- ✓ Institutional success is measured by our accessibility, affordability and lifetime value for the students we serve.

2. Invest in our TEAM.

- ✓ Align employee compensation with market.
- ✓ Incentivize for performance and living the Marshall University Creed.

3. Take Care of the HOUSE.

- ✓ Investments in facilities are essential to the university mission.
- ✓ Invest in innovative technologies to meet modern challenges.

4. Manage our Strategic RESOURCES.

- ✓ Build key reserves for fiscal and operational resiliency.
- ✓ Invest available resources to new market-driven opportunities.

Manage our Strategic Resources

PROMOTE LONG-TERM SUSTAINABILITY

ENDURING FINANCIAL PRINCIPLES

1. Grow STUDENTS, Not Fees.

- ✓ Minimize tuition and fee increases.
- ✓ Institutional success is measured by our accessibility, affordability and lifetime value for the students we serve.

2. Invest in our TEAM.

- ✓ Align employee compensation with market.
- ✓ Incentivize for performance and living the Marshall University Creed.

3. Take Care of the HOUSE.

- ✓ Investments in facilities are essential to the university mission.
- ✓ Invest in innovative technologies to meet modern challenges.

4. Manage our Strategic RESOURCES.

- ✓ Build key reserves for fiscal/operational resiliency.
- ✓ Invest available resources to new market-driven opportunities.

STRATEGIC INITIATIVES

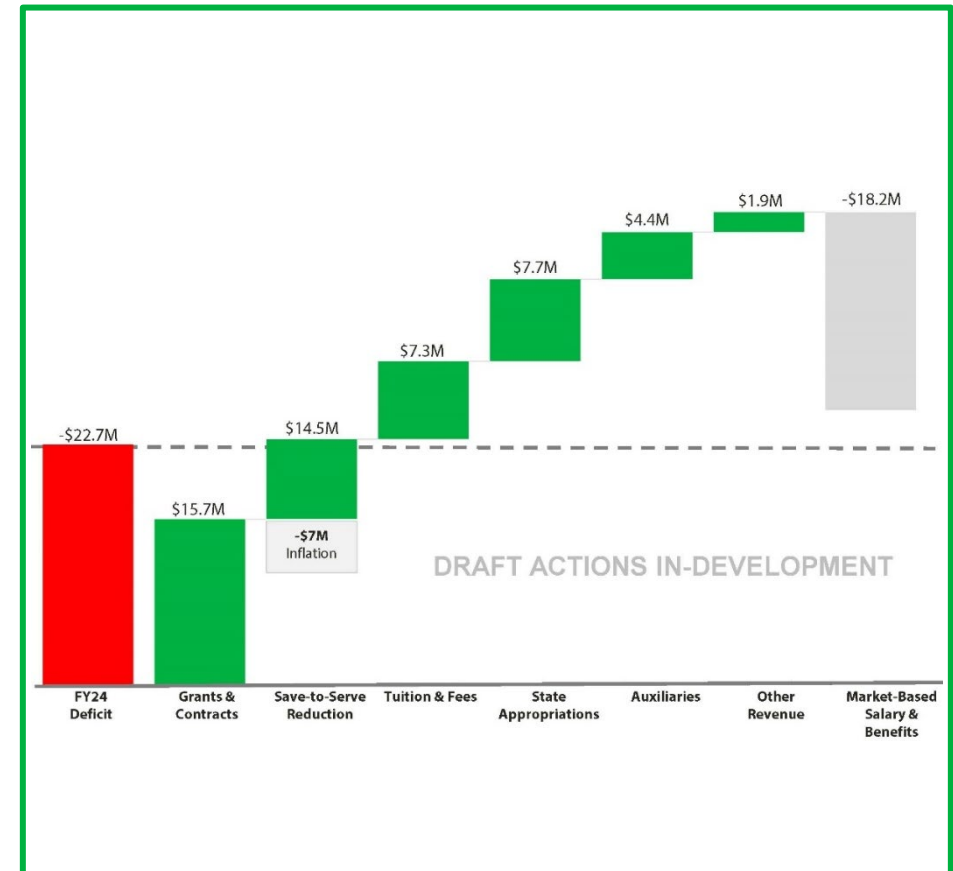
"Save-to-Serve"

- Identify/take action:
 - Savings opportunities
 - Spending habits
 - Areas of waste
- Guided by Budget Work Group
 - Monthly meetings
 - Purchasing best practices
 - Spending deep dives
- Goal of \$14.5M in savings over four years

Incentivized Budget Model

- Resources aligned with strategic goals
- Shared financial governance
- Culture of trust, responsibility, accountability
- Data informed

FINANCIAL ROADMAP FY24-28



Manage our Strategic Resources

LONG-TERM FINANCIAL RESILIENCY

Key Assumptions

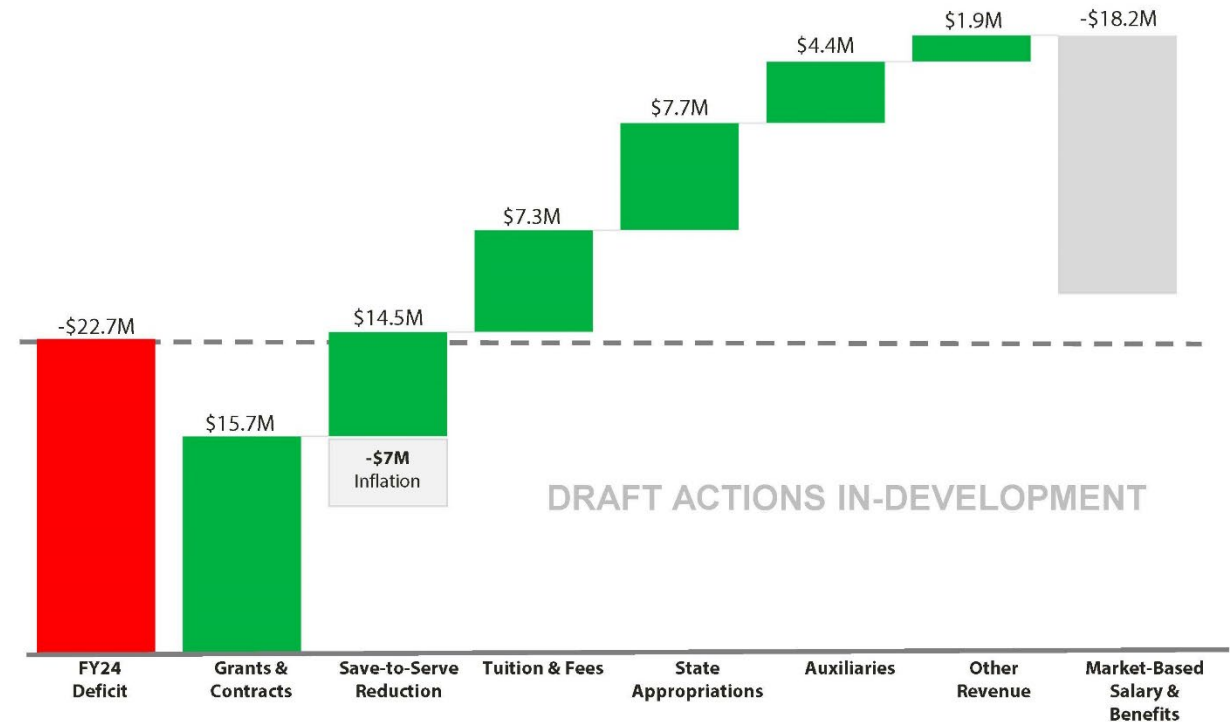
REVENUES

- ✓ Grants & Contracts: **+3.5%** annually
- ✓ Net Tuition/Fees:
 - FY25: **+2.2%** (1.2% price / 1% enrollment)
 - FY26: **+2.5%** (1.5% price / 1% enrollment)
 - FY27: **+2.5%** (1.5% price / 1% enrollment)
 - FY28: **+2.5%** (1.5% price / 1% enrollment)
- ✓ State Appropriations:
 - FY25: **+3.3M**
 - FY26-FY28: **+1.5M**
- ✓ Auxiliary Rev.: **+5%** occupancy/**+3%** annual rate increase
- ✓ Other Rev.: **+3.5%** annually

EXPENSES

- ✓ Salaries & Benefits (subject to State appropriations):
 - FY25: **+\$3.4M**
 - FY26: **\$1.5M** State / **\$2M** Market Pay
 - FY27: **\$1.5M** State / **\$2M** Market Pay
 - FY28: **\$1.5M** State / **\$2M** Market Pay
- ✓ Supplies and Other Services: **-\$14.5M** spend FY24-FY28

Strategic Actions to Promote Long-Term Financial Resiliency (FY24-FY28)



Areas of Higher Confidence

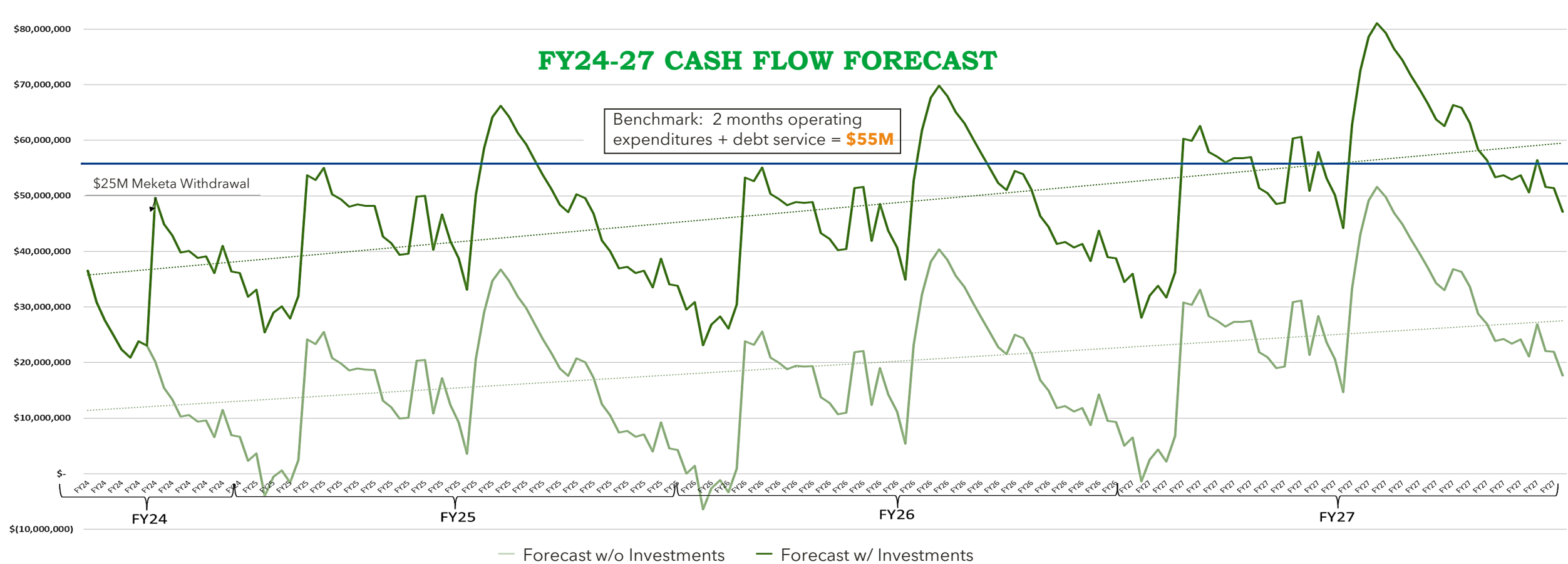
- ✓ Grants & Contracts
- ✓ Enrollment Assumptions
- ✓ Housing and Residence Life
- ✓ Save-to-Serve (supplies/services)

Areas of Risk/Concern

- ▲ State Appropriations - Funding Formula
- ▲ Salaries and Benefits - Pay Raises/PEIA
- ▲ BRIM
- ▲ Save-to-Serve (offsetting inflation)

Manage our Strategic Resources

LONG-TERM FINANCIAL RESILIENCY

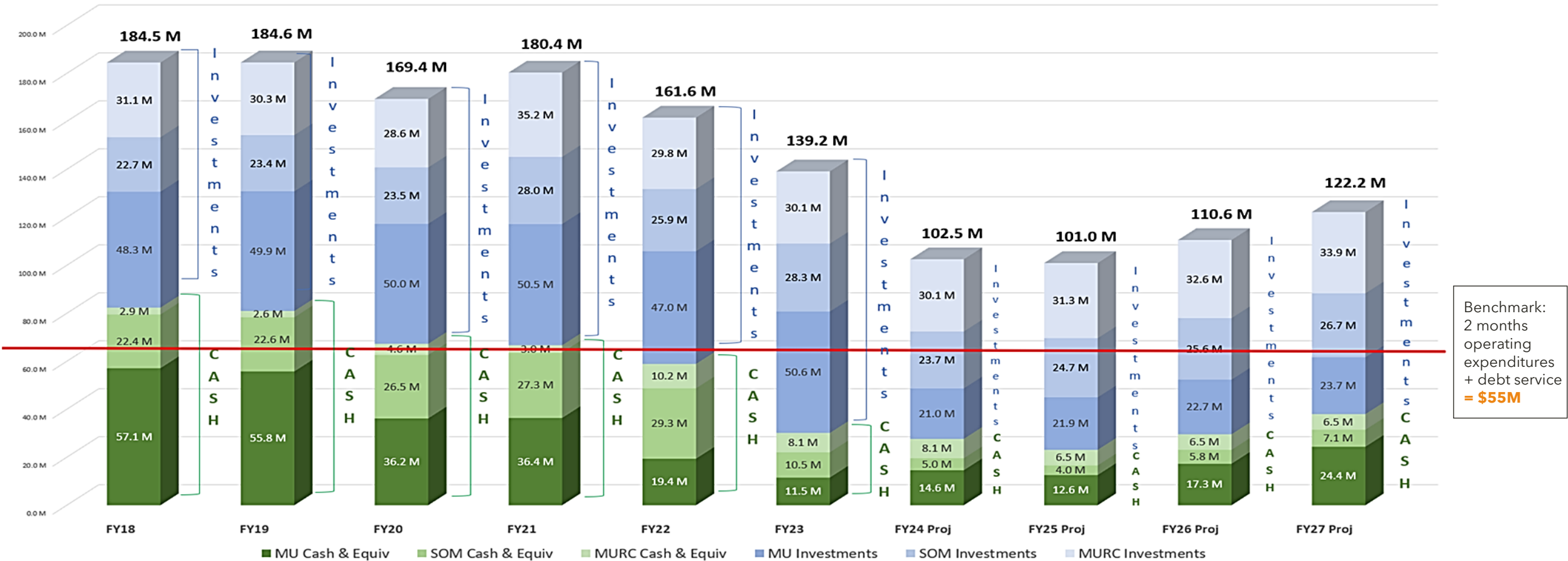


Key Takeaways

- **Cash Inflows:** Fall (August/September) and Spring (January/February) inflows must sustain the university for entire year.
- **Draw Down Meketa Investments:** To supplement cash position, university is recommending drawing down \$25M of the combined Board of Governors (\$19M) and School of Medicine (\$6M) investment portfolios in April (expect -\$1.5M impact to Investment Income as a result.).
- **Cash Outlook:** Cash levels in FY27 and FY28 will allow partial payback to Meketa investment portfolio.
- **Goal:** Maintain cash level at or above the benchmark of two-month operating expenditures and annual debt service (\$55M for university, School of Medicine and MURC).

Manage our Strategic Resources

DEFINING FINANCIAL RESILIENCY



Benchmark:
2 months
operating
expenditures
+ debt service
= \$55M

- Minimum Thresholds**
- Honor our Obligations: \$7.1M for one-year debt service on revenue bonds
 - Prepare for Market Disruption: \$25.2M for operating resiliency—to remain fiscally “pandemic-proof”
 - Maintain Baseline Benchmark: \$55M for 2-months’ operating expenses (per Government Finance Officers Association)



PROPOSED FY2025 BUDGET

Strategic Choices

FY2025 PROPOSED BUDGET

What is Reflected?

- **Tuition and Fees Increase**
 - Resident: +2.5%
 - Non-Resident/Metro: Flat
- **+1% Total Enrollment Increase**
 - +10% First-Time Freshman
 - +95 Metro
- **+\$3.7M Total Grants and Contracts**
- **+3% Housing Rates**
- **\$3.4M Raise Program**
 - \$2.4M State Funded
 - \$1M Market Equity Pool
- **-5% Supplies and Other Services**

	Marshall University			
	FY23 Actuals	FY24 Projection	FY25 Budget	FY28 Projection
Operating Revenues				
Student Tuition and Fees (net of allowance)	70,710,000	73,086,000	74,679,000	80,421,000
Grants and Contracts	96,476,000	106,425,000	110,150,000	122,126,000
Auxiliary Enterprise Revenue	33,607,000	34,459,000	35,085,000	38,900,000
Other Operating Revenues	16,667,000	9,951,000	10,299,000	11,419,000
Total Operating Revenues	217,460,000	223,921,000	230,213,000	252,866,000
Operating Expenses				
Salaries and Wages	149,302,000	156,223,000	159,623,000	170,123,000
Benefits	26,240,000	36,564,000	38,643,000	40,830,000
Supplies and Other Services	88,545,000	88,980,000	87,003,000	81,461,000
Utilities	10,444,000	10,444,000	10,044,000	10,699,000
Scholarships and fellowships	23,313,000	23,813,000	23,813,000	24,313,000
Depreciation	18,600,000	18,600,000	18,600,000	18,600,000
Other Operating Expenses	(857,000)	-	-	-
Total Operating Expenses	315,587,000	334,624,000	337,726,000	346,026,000
Operating Income (Loss)	(98,127,000)	(110,703,000)	(107,513,000)	(93,160,000)
Nonoperating Revenues (expenses)				
State Appropriations	70,030,000	72,198,000	75,435,000	79,935,000
Payments on behalf	(1,757,000)	-	-	-
Federal Pell Grants	15,746,000	17,446,000	17,500,000	17,500,000
COVID Recovery	1,867,000	-	-	-
Gifts	1,617,000	1,617,000	1,500,000	2,000,000
Investment Income	10,722,000	4,000,000	2,500,000	4,000,000
Interest on indebtedness	(6,882,000)	(6,882,000)	(6,882,000)	(6,882,000)
Fees assessed by Commission for Debt Service	(332,000)	(332,000)	(332,000)	(332,000)
Other nonoperating revenues (expenses)	(53,000)	(53,000)	-	-
Total Nonoperating Revenues (expenses)	90,958,000	87,994,000	89,721,000	96,221,000
Increase/Decrease in Net Assets	(7,169,000)	(22,709,000)	(17,792,000)	3,061,000

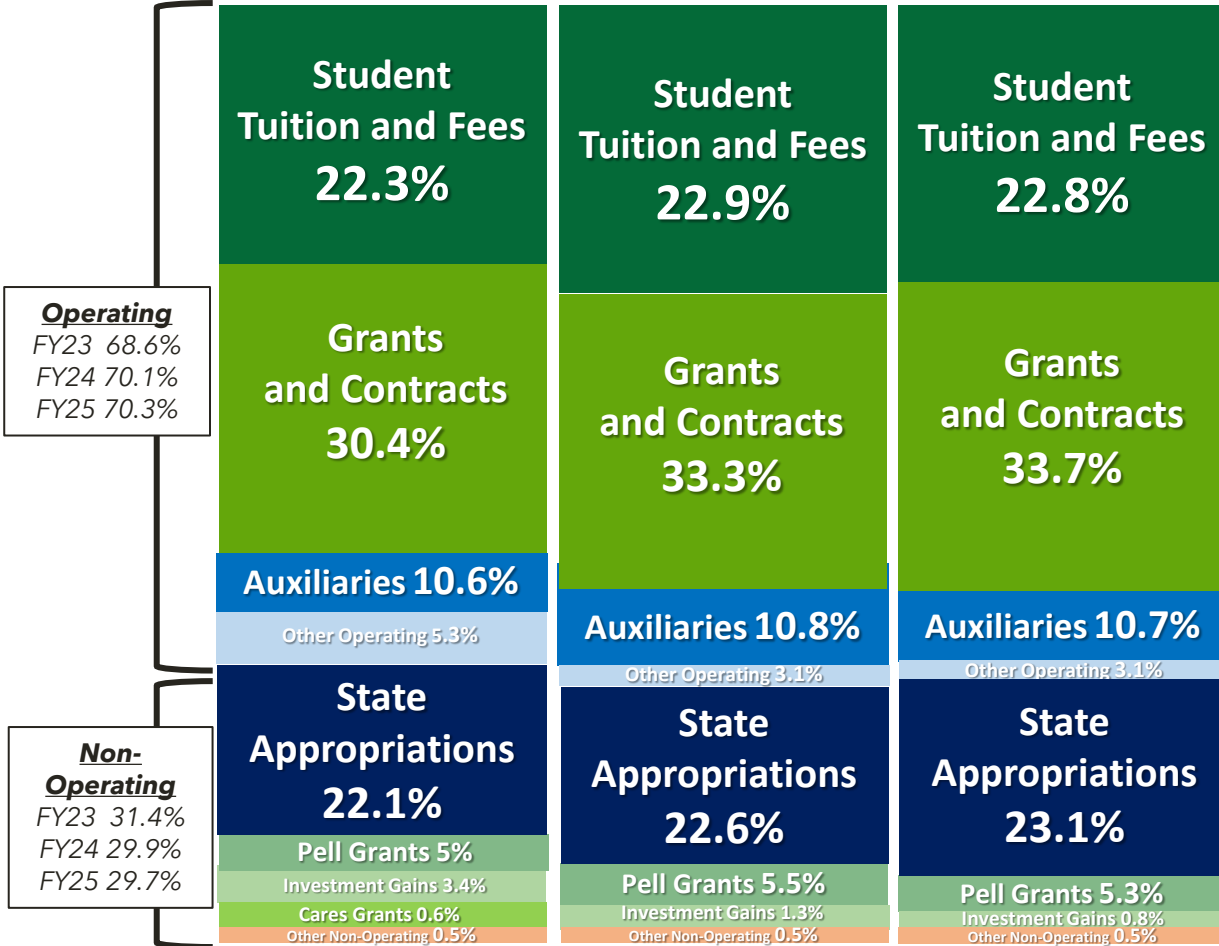
Decoding **MARSHALL'S FINANCIAL PICTURE**

REVENUES

2023 Actual
\$317.4M

2024 Projected
\$319.2M

2025 Budgeted
\$327.1M



Operating
FY23 68.6%
FY24 70.1%
FY25 70.3%

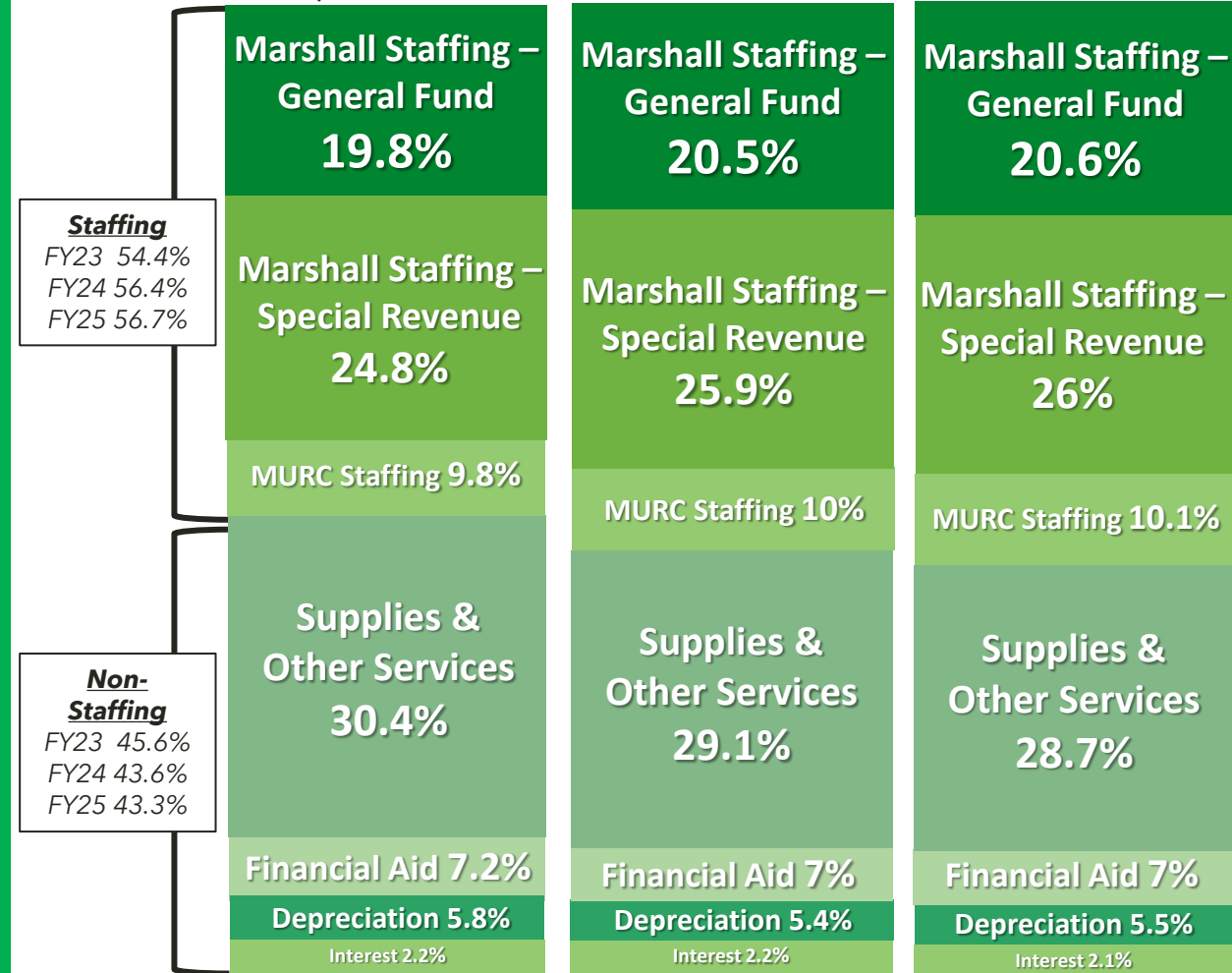
Non-Operating
FY23 31.4%
FY24 29.9%
FY25 29.7%

EXPENSES

2023 Actual
\$322.8M

2024 Projected
\$341.9M

2025 Budgeted
\$344.9M



Staffing
FY23 54.4%
FY24 56.4%
FY25 56.7%

Non-Staffing
FY23 45.6%
FY24 43.6%
FY25 43.3%

Strategic INVESTMENTS

ATHLETICS

- Our **aspiration** for institutional support remains **50%**, with continued progress towards that goal in FY25.
- FY25 **institutional support level of 54% is less than the Sun Belt Conference average (57%)**, while our **investment levels rank 4 out of 12** for the conference schools for which data is available.
- We made the decision to invest to support the conference change and the loss of revenue, while holding to an **Athletics budget** for 2025 of **\$37.5M**.

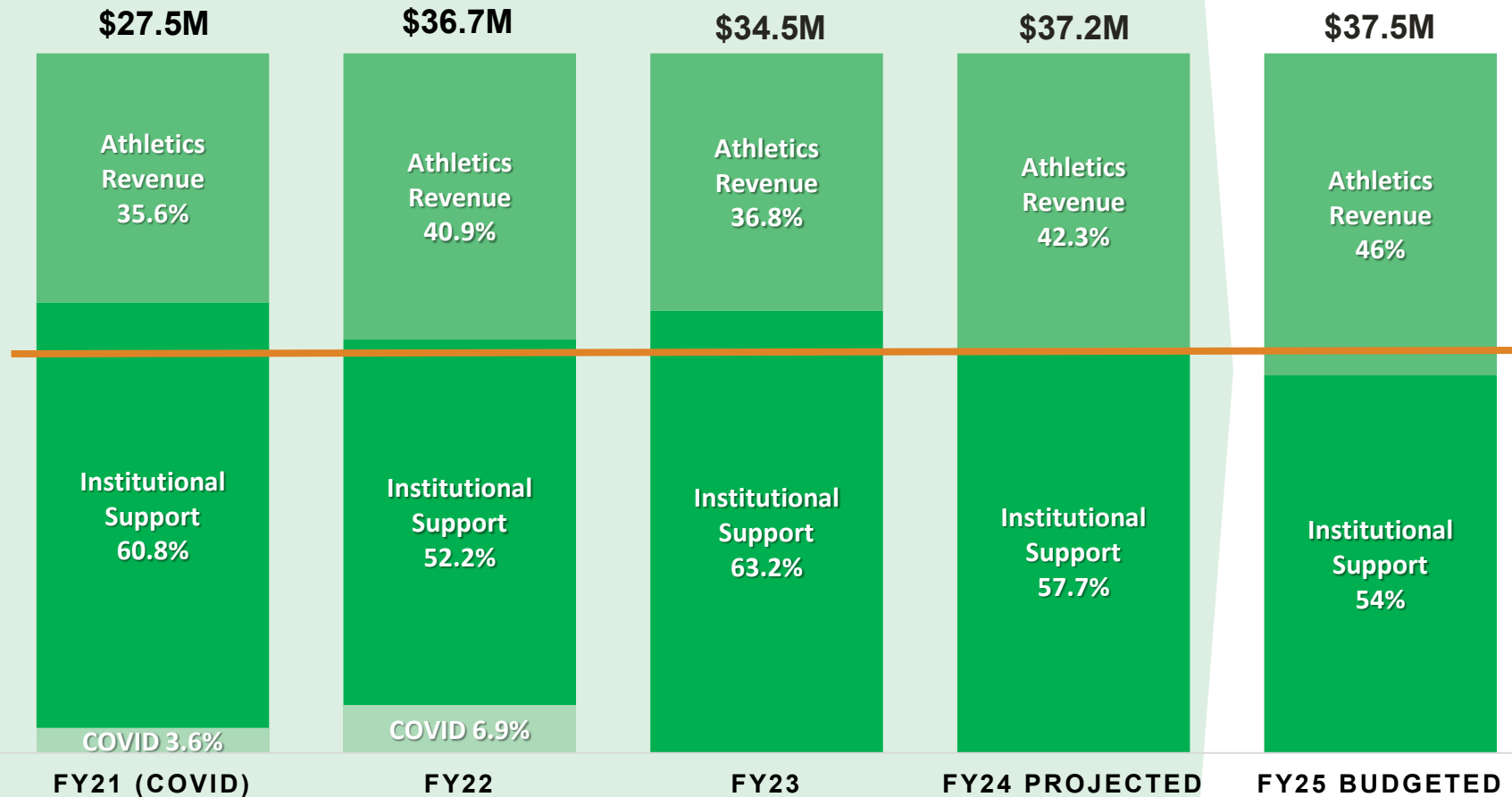
AVIATION

- The Bill Noe Flight School welcomed the first student cohort in fall 2021, and the Aviation Maintenance Program welcomed its first cohort in fall 2022.
- The Bill Noe Flight School **net loan/investment was \$9.6M**, and the Aviation Maintenance Program **net loan/investment was \$2.7M**.

Strategic Investments

ATHLETICS

Athletics: 5-Year Revenue Trends



**Sun Belt
Conference
Benchmark
57%**

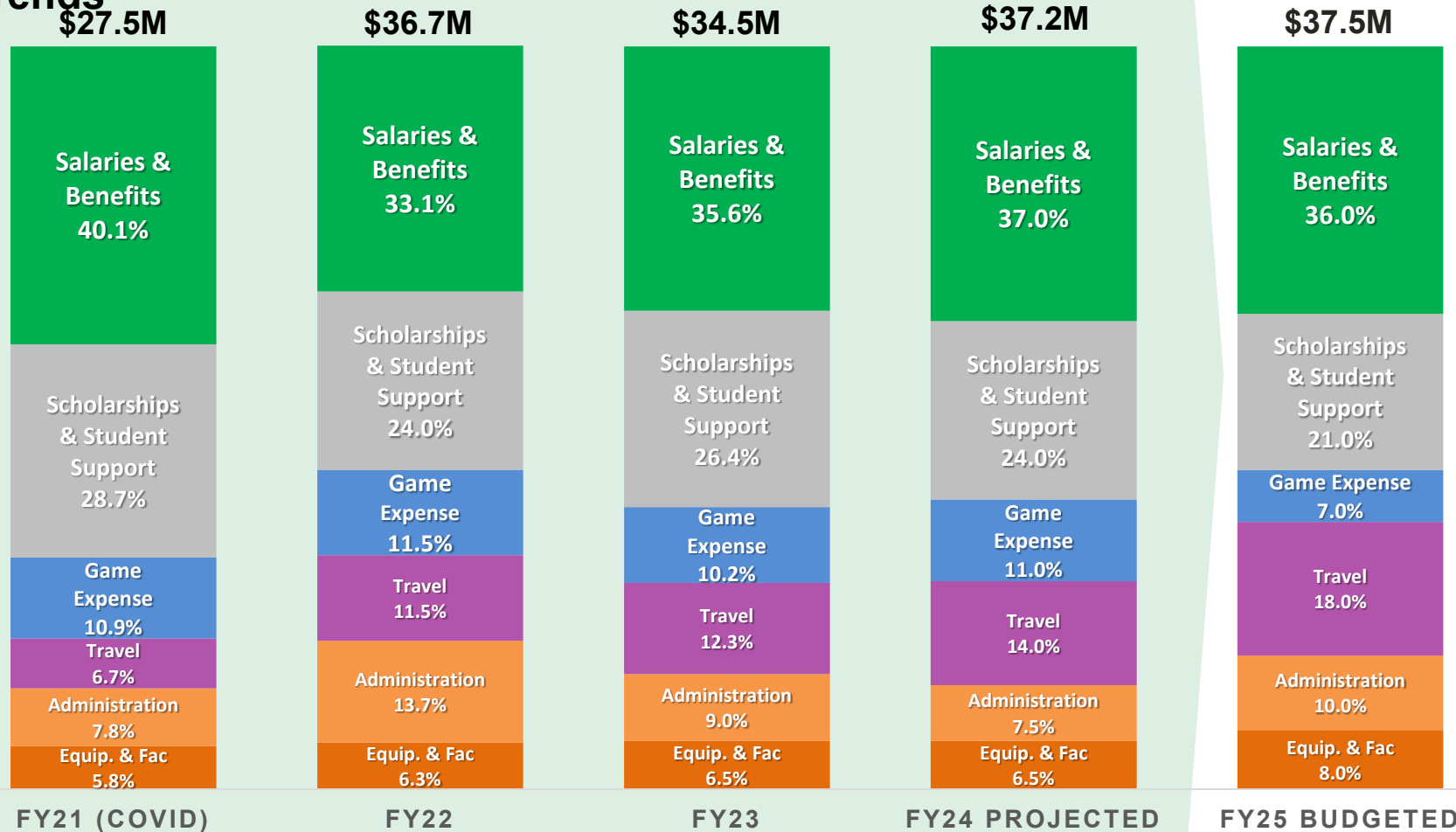
- FY25 revenue includes projected Sunbelt Conference distributions of \$1.6M.
- Multimedia rights agreement is re-negotiated beginning in FY25.
- Licensing revenue is expected to increase based on market activity, licensing overhaul and success of sports programs.
- Institutional support decreased in areas of administrative staff (responsibility centers) and reduction in other areas of institutional support up to 5%.
- Annual Fund increases and ticket sales projections are the two primary sources of increased revenue for FY25.

4% of the university's overall budget goes to Athletics in the form of Institutional Support.

Strategic Investments

ATHLETICS

Athletics: 5-Year Expense Trends



- Salaries and benefits review consists of re-organizing the department into better responsibility centers and continued market analysis of sport program salaries and support.
- Travel expenses will continue to be the most important area to monitor; all post season travel is budgeted, insured or subsidized by the NCAA separately.
- Scholarship and Student Support includes allocation for investment in student-athlete training table; FY25 funding levels again assume application of in-state tuition (one-rate) for student-athlete scholarships.
- Facilities deferred maintenance is an additional point of emphasis in the FY25 budget cycle.

Strategic Investments

AVIATION



Accomplishments

- Signed **agreements with three institutions** of higher education to establish Marshall University Aviation satellites throughout West Virginia.
- Became self-sustaining as the **first flight instructors and aircraft maintenance technicians graduated**. These graduates will train Aviation's next classes of pilots and perform maintenance on aircraft.
- Took delivery of **the seventh aircraft** and **ordered an additional four** aircraft to support growing flight operations.
- Both Marshall University Aviation schools are currently **above planned enrollment**, with the flight school at 148% of planned enrollment.

FY25 Goals

- **Begin rotorcraft operations** - Summer 2024.
- Obtain FAA certification for the first FAR part 141 training device using **virtual and augmented reality** technology.
- Launch **Unmanned Aircraft Systems (UAS)** training for flight and maintenance.
- Begin flight and maintenance training at the **three new satellite operations**.
- Launch a new series of **aviation micro-credentials** specializing in FAA dispatcher training, USA training and flight attendant training.

Strategic Investments

AVIATION

Aviation Enrollment				
Headcount				
	Fall 2021	Fall 2022	Fall 2023	<i>Projected</i> Fall 2024
Fixed Wing	18	54	80	160
AMT	0	16	47	75
	18	70	127	235
FY25 Proposed Aviation Operating Budget				
Tuition and Fees - Flight	\$ 5,926,880			
Tuition and Fees - AMT	\$ 644,480			
	\$ 6,571,360			
Operating Expenses - Flight	\$ 3,486,000			
Operating Expenses - AMT	\$ 341,000			
	\$ 3,827,000			
Income from Operations	\$ 2,744,360			
Less: FY25 Capital Expenses - Plane balances due	\$ 2,578,000			
Income after Capital Expenses	\$ 166,360			

FACILITIES AND OPERATIONS PROJECT UPDATES

MU Health Chiller

Vendor: General Heating and Air

Estimated Expense of Project: \$350,000

Amount paid/ encumbered to date: \$0

Percent of project completed: 0%

Target date of completion: Summer '24

Note: Chiller installed, electrical work occurring

Prichard Hall Elevator Replacement

Vendor: TKE

Estimated Expense of Project: \$112,000

Amount paid/ encumbered to date: \$0

Percent of project completed: 0%

Target date of completion: waiting on materials, work will begin June/July '24

Rural Health – Chapmanville (Marshall Health)

Vendor: Edward Tucker Architects/EP Leach and Sons

Estimated Expense of Project: \$1,600,000

Amount paid/ encumbered to date: \$0

Percent of project completed: 15%

Target date of completion: TBD

Note: Design Development Phase

Shock and Awe A/E Services

Vendor: ZMM and Pickering

Estimated Expense of Project: 8% of construction/equipment expenses

Amount paid/ encumbered to date: \$0

Percent of project completed: 0%

Target date of completion: TBD

Note: 25% of Shock and Awe funding awarded December 21, 2023

Smith Hall Single Elevator Replacement

Vendor: TKE

Estimated Expense of Project: \$266,729

Amount paid/ encumbered to date: \$0

Percent of project completed: 0%

Target date of completion: waiting on materials, work will begin June/July '24

Strayer Building (Marshall Health)

Vendor: Thrasher Engineering

Estimated Expense of Project: \$4,000,000

Amount paid/ encumbered to date: \$0

Percent of project completed: 0%

Target date of completion: TBD

Note: Design Development Phase



SHOCK AND AWE - STATE'S DEFERRED MAINTENANCE GRANT APPLICATION (DMGA) PROJECTS

HEPC Project Number	Project Name	Projected timeline	Life Cycle	Status	HEPC Project Number	Project Name	Projected timeline	Life Cycle	Status
WWHEPC-M-001	Electrical Sys Upgrades-Emergency Generators/Safety - Phase I	February 2024 to January 2025			WWHEPC-M-009	Fine Arts Renovations	February 2024 to October 2024	4	On Schedule
	Emergency Generators/Safety - Phase I-Public Safety		4	On Schedule					
	Emergency Generators/Safety - Phase I-Drinko Library		4	On Schedule	WWHEPC-M-010	Morrow Library ADA Upgrades	February 2024 to December 2025	4	On Schedule
	Emergency Generators/Safety - Phase I-Prichard Hall		4	On Schedule					
WWHEPC-M-002	Campus Buildings Fire Alarm System Upgrades	February 2024 to August 2024			WWHEPC-M-011	Smith Hall Classroom Locks	May 2024 to August 2024	4	On Schedule
	Corbly Hall		4	On Schedule		Fine Arts Locks	May 2024 to August 2024	4	On Schedule
	Morrow Library		4	On Schedule	WWHEPC-M-012	Erma Ora Byrd Floor Renovations	March 2024 to July 2024		
	Myers Hall		4	On Schedule					
	Prichard Hall		4	On Schedule	WWHEPC-M-013	Smith Hall Concrete Work (Exterior ADA Ramp)	May 2024 to August 2024	4	On Schedule
	Smith		4	On Schedule		Henderson Center Concrete Work	May 2024 to August 2024	4	On Schedule
	Sorrell		4	On Schedule					
WWHEPC-M-003F	Elevator Modernization	February 2024 to December 2025			WWHEPC-M-014	Holderby Hall Demolition	February 2024 to December 2025	3	On Schedule
	Elevator Modernization-Corbly Hall		3	On Schedule	WWHEPC-M-015	Memorial Student Center Restroom Repairs & Renovations	February 2024 to December 2025	4	On Schedule
	Elevator Modernization-Harris Hall		3	On Schedule					
	Elevator Modernization-Science Building		3	On Schedule	WWHEPC-M-016	Stormwater Improvements Phase I	February 2024 to December 2025	4	On Schedule
WWHEPC-M-04	Chiller Replacement	January 2024 to October 2024			WWHEPC-M-017	MRI Building HVAC Replacement	January 2024 to November 2024	4	On Schedule
	Smith Hall Chiller Replacement		4	On Schedule					
	Drinko Library Chiller Replacement		4	On Schedule	WWHEPC-M-019	Classroom Repair/Renewal Campus-wide Phase I	Feb, 2024 to Feb, 2025	2	On Schedule
WWHEPC-M-005	Laidley Hall Demolition	February 2024 to May 2024	3	On Schedule		Restroom Repair/Renewal Campus-wide Phase I	March, 2024 to March, 2025	7	On Schedule
WWHEPC-M-007	Henderson Center E Level Sanitary Pipe Replacement	February 2024 to December 2025	4	On Schedule	WWHEPC-M-023	Old Main Structure Repairs - Phase I	January 2024 to September 2024	4	On Schedule
WWHEPC-M-008	South Charleston Roof Replacement (Both Buildings)	February 2024 to October 2024			WWHEPC-M-024	Science Building Air Handler Units	January 2024 to December 2024	4	On Schedule
	South Charleston Roof Replacement-Academic		4	On Schedule	WWHEPC-M-025	Drinko Library Roof Replacement	March 2024 to October 2024	4	On Schedule
	South Charleston Roof Replacement-Administration		4	On Schedule	WWHEPC-M-026	Student/Band Bleacher Replacement	March 2024 to December 2025	3	

Project Life Cycle Phases
1- Project Initiation
2- Planning
3- Pre Construction Site Assessment
4- Design and Engineering
5- Construction
6- Quality Control Assurance
7- Project Monitoring and Control
8- Testing and Commissioning
9- Project Closeout
10- State and Local Agency Document Closeout
11- Final Payment
12- Post Construction Activities

OTHER OPERATIONS RELATED UPDATES

Housing Numbers for Fall 2024:

Notable increase observed with over 250 additional housing agreements signed compared to the previous year at this time—split evenly between upper-class students (128) and freshmen (127). The surge surpasses year-to-date applications relative to our three most populated years since 2009.

Recognition for Housing Facilities:

Marshall Housing has been distinguished by Skyfactor for its facility satisfaction levels. Competing with over 300 institutions surveyed, we've placed in the top 19, meriting consideration for an esteemed award.

MU PAWS Therapy Dog Program:

This semester saw the launch of a therapy dog visitation initiative by MU PAWS, bringing comfort and support to our students. Each residence area hosts a therapy dog weekly, with handlers comprising Marshall Staff (2), a community volunteer (1), and a doctoral student (1). The response has been overwhelmingly positive.

Summer Maintenance Program Applications:

The university's summer maintenance initiative has attracted over 50 student applications for approximately 35-40 positions, marking the highest interest since its inception three years ago.



May 14 – May 17, 2024

Goal 10% increase in volunteers (796) and service hours (2153).

MU Internal Audit BOG Informational Report April 10, 2024

1 ACTIVITY SINCE THE LAST MEETING

- A. Advisory Services – Consulting on Fixed Asset recording, MU Foundation Expense Reimbursement activity and Prize Awards to Students.
- B. Audit Projects – Standard monitoring of activity, no significant issues encountered in this reporting period.
- C. Other – Miscellaneous tax and accounting research.

2 ACTIVITIES PLANNED BEFORE THE NEXT MEETING

- A. Monitoring of Whistleblower Hotline.
- B. Adhere to planned activities in the approved Audit Plan and Continued Monitoring of other Institutional Activities.
- C. Other Audit and Consulting projects as requested.

3 PROFESSIONAL DEVELOPMENT ACTIVITIES

- A. ACUA – Fraud in Post Pandemic World.
- B. NACUBO – Deficits to Surpluses—Turnaround Strategies.
- C. NACUBO/US Dept of Education – “Better FAFSA” Update.