



Finance, Audit and Facilities Planning Committee Meeting

April 8, 2026 | 11 a.m.

Shawkey Dining Room, Memorial Student Center



April 2026 Finance, Audit and Facilities Planning Committee Meeting

AGENDA

11 a.m.

Finance, Audit and Facilities Planning Committee
Kathy Eddy, Chair

Presentation of Fiscal Year 2026-2027 Proposed Budget and Tuition and Fee Rates 3
Matt Tidd, Chief Financial Officer
Action Items

Approval of Budget for Fiscal Year 2026-2027 21
Matt Tidd, Chief Financial Officer

Approval of Schedule of Fiscal Year 2026-2027 Tuition and Fee Rates 23
Matt Tidd, Chief Financial Officer

Authorization of Reallocation of Funds from the State Institutions of Higher Education Deferred Maintenance Grant Program 43
Brandi Jacobs-Jones, Senior Vice President for Operations

Approval of Purchase of Property Located in the Huntington Gideon District, Previously the Site of ACF Industry 62
H. Toney Stroud, Chief Legal Officer / Vice President for Strategic Initiatives and Corporate Relations

Information Items

Committee Annual Activity Calendar 65
Matt Tidd, Chief Financial Officer

Facilities and Operations Update 66
Brandi Jacobs-Jones, Senior Vice President for Operations

Internal Audit Update 71
Perry Chaffin, Director of Audits

Lunch

Enduring **FINANCIAL PRINCIPLES**

1. Grow STUDENTS, Not Fees.

- ✓ Minimize tuition and fee increases.
- ✓ Institutional success is measured by our accessibility, affordability and lifetime value for the students we serve.

2. Invest in our TEAM.

- ✓ Align employee compensation with market.
- ✓ Incentivize for performance and living the Marshall University Creed.

3. Take Care of the HOUSE.

- ✓ Investments in facilities are essential to the university mission.
- ✓ Invest in innovative technologies to meet modern challenges.

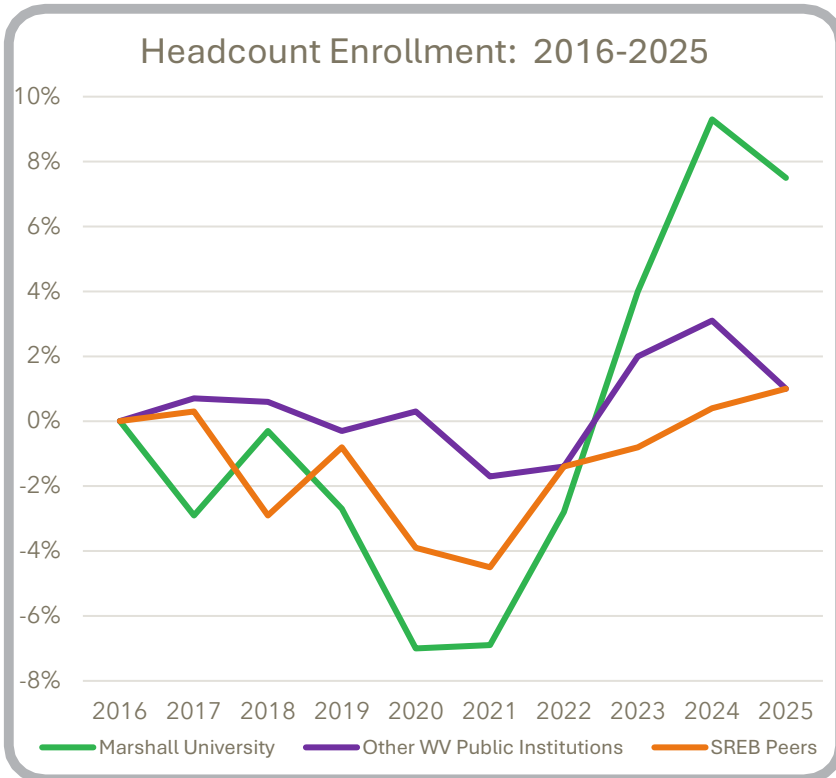
4. Manage our Strategic RESOURCES.

- ✓ Build key reserves for fiscal and operational resiliency.
- ✓ Invest available resources to new market-driven opportunities.

Grow Students, Not Fees

REVERSING A 13-YEAR DECLINE

ENROLLMENT OUR PLAN IS WORKING



Source: Integrated Postsecondary Education Data System (IPEDS)

FY26 RESULTS

Total Enrollment: +7.5%

- ✓ First-Time Freshmen: +5.6%
- ✓ Metro Enrollment: +19.2%
- ✓ Graduate Programs: +3.5%
- ✓ Retention: 76.3% (+4.1%)

FY27 FORECAST

Total Enrollment: +1.3%*

- ✓ First-Time Freshmen: +5.4%
- ✓ Metro Enrollment: +2.5%
- ✓ Graduate Programs: +1.5%
- ✓ Retention: 75% (-1.3%)

*Proposed FY27 Budget assumes 1%.

Grow Students, Not Fees

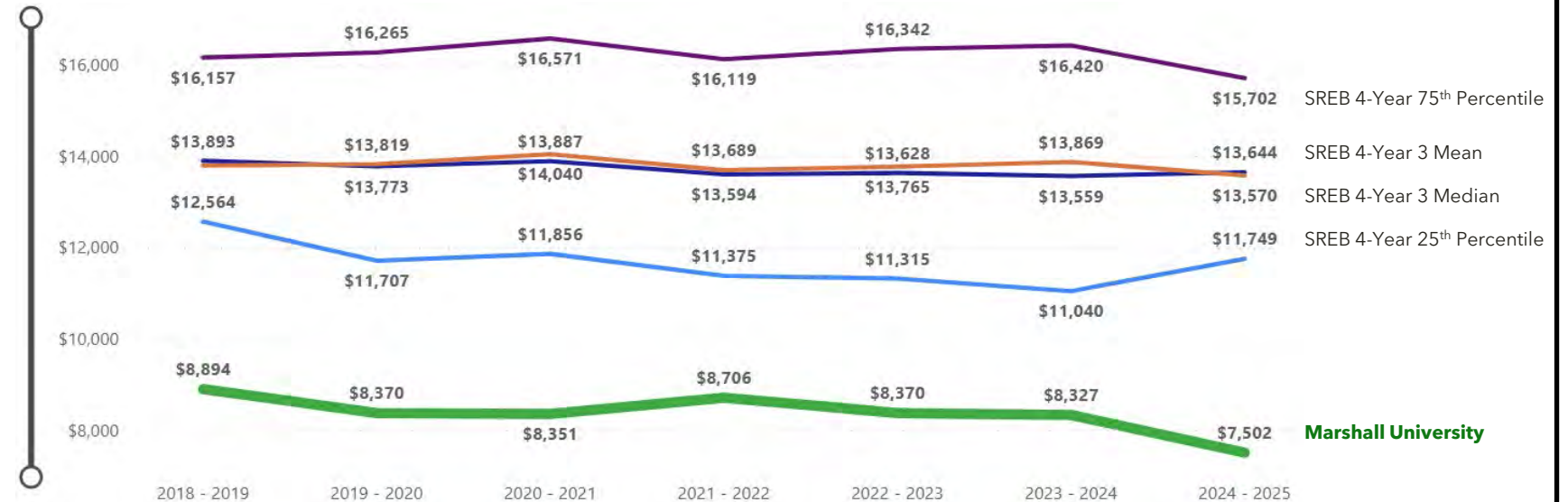
TUITION/FEES AND AFFORDABILITY

FY2027 - Budget
\$373.4M



Comparison to Southern Regional Education Board (SREB) 4-Year Institutions

Average Net Price



Sources: Integrated Postsecondary Education Data System (IPEDS) and College Scorecard, U. S. Department of Education

Grow Students, Not Fees

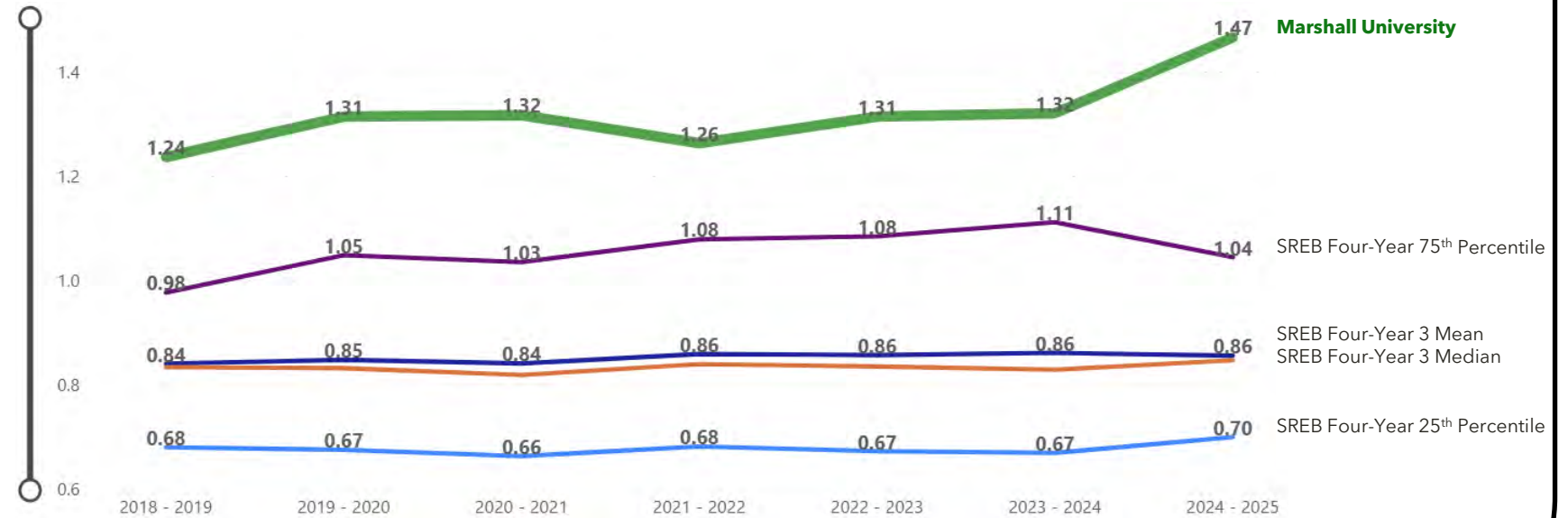
TUITION/FEES AND RETURN ON INVESTMENT

FY2027 - Budget
\$373.4M



Comparison to Southern Regional Education Board (SREB) 4-Year Institutions

Earnings Ratio



Sources: Integrated Postsecondary Education Data System (IPEDS) and College Scorecard, U. S. Department of Education

Grow Students, Not Fees

PROPOSED FY27 TUITION & FEES

	PAST			BUDGET	FUTURE		
	FY24	FY25	FY26	FY27	FY28	FY29	FY30
UNDERGRADUATE							
Resident	\$ 4,471	\$ 4,581	\$ 4,694	\$ 4,809	\$ 4,929	\$ 5,000	\$ 5,000
Online	\$ 4,411	\$ 4,521	\$ 4,634	\$ 4,749	\$ 4,868	\$ 4,990	\$ 5,115
Metro	\$ 6,560	\$ 6,584	\$ 6,608	\$ 6,632	\$ 6,656	\$ 6,680	\$ 6,704
Non-Resident	\$ 10,147	\$ 10,171	\$ 10,195	\$ 10,219	\$ 10,243	\$ 10,267	\$ 10,291

	PAST			BUDGET	FUTURE		
	FY24	FY25	FY26	FY27	FY28	FY29	FY30
GRADUATE							
Resident	\$ 4,580	\$ 4,695	\$ 4,812	\$ 4,932	\$ 5,055	\$ 5,182	\$ 5,311
Online	\$ 4,580	\$ 4,695	\$ 4,812	\$ 4,932	\$ 5,055	\$ 5,182	\$ 5,311
Metro	\$ 7,917	\$ 7,941	\$ 7,965	\$ 7,989	\$ 8,013	\$ 8,037	\$ 8,061
Non-Resident	\$ 11,012	\$ 11,036	\$ 11,060	\$ 11,084	\$ 11,108	\$ 11,132	\$ 11,156

FY27 Tuition and Fee Rate Proposal

- **+2.5%** Undergrad/Graduate Resident
 - Favorable compared to inflation (and peers)
 - Undergraduate Residents: +\$230 annually
 - Graduate Residents: +\$240 annually
- **Flat** Non-Resident and Metro
- **School of Medicine**
 - Resident
 - 1st Year +\$3,669/semester
 - 2nd Year + \$4,630/semester
 - Non-Resident
 - 1st Year +\$3,669/semester
 - 2nd Year + \$4,630/semester
- **Increases:**
 - Capital Fee: +\$12/year
 - Rec Center Fee: +\$24/year
 - Auxiliary Fee: +\$12/year
 - Student Fee Reallocation (\$18/semester):
 - Previously supported contract with Tri-State Transit Authority
 - Students have voted 74% in favor of reallocation - \$16/semester to Wi-Fi and \$2/semester for transportation funds

Grow Students, Not Fees

PROPOSED TUITION & FEES + ROOM/BOARD

First-Year (Freshman) Costs (Per Semester)

Resident	FY24	FY25	FY26	FY27	FY28	FY29	FY30
Tuition and Fees	\$ 4,471	\$ 4,581	\$ 4,694	\$ 4,809	\$ 4,929	\$ 5,000	\$ 5,000
Room and Board*	\$ 5,098	\$ 5,251	\$ 5,415	\$ 5,595	\$ 5,763	\$ 5,936	\$ 6,114
Total	\$ 9,569	\$ 9,832	\$ 10,109	\$ 10,404	\$ 10,692	\$ 10,936	\$ 11,114
% Change		2.75%	2.82%	2.92%	2.79%	2.32%	1.63%

Metro	FY24	FY25	FY26	FY27	FY28	FY29	FY30
Tuition and Fees	\$ 6,560	\$ 6,584	\$ 6,608	\$ 6,632	\$ 6,656	\$ 6,680	\$ 6,704
Room and Board*	\$ 5,098	\$ 5,251	\$ 5,415	\$ 5,595	\$ 5,763	\$ 5,936	\$ 6,114
Total	\$ 11,658	\$ 11,835	\$ 12,023	\$ 12,227	\$ 12,419	\$ 12,616	\$ 12,818
% Change		1.52%	1.59%	1.70%	2.79%	2.32%	1.60%

Non-Resident	FY24	FY25	FY26	FY27	FY28	FY29	FY30
Tuition and Fees	\$ 10,147	\$ 10,171	\$ 10,195	\$ 10,219	\$ 10,243	\$ 10,267	\$ 10,291
Room and Board*	\$ 5,920	\$ 6,119	\$ 6,303	\$ 6,492	\$ 6,686	\$ 6,887	\$ 7,094
Total	\$ 16,067	\$ 16,290	\$ 16,498	\$ 16,711	\$ 16,929	\$ 17,154	\$ 17,385
% Change		1.39%	1.27%	1.29%	2.79%	2.32%	1.34%

- For 2027, **online programs remain priced at the Resident levels** and will include college fees.
- The **average room rate** proposed is an increase of **2.5-3%**.
- We propose limiting **meal plan** increases to **4%** (relative to inflation and Sodexo's 3.7% cost pass-through).

* Includes Twin Towers Double Room and 10 Meals per week + \$500 Flex with 10 bonus anytime meals

Enduring **FINANCIAL PRINCIPLES**

1. Grow STUDENTS, Not Fees.

- ✓ Minimize tuition and fee increases.
- ✓ Institutional success is measured by our accessibility, affordability and lifetime value for the students we serve.

2. Invest in our TEAM.

- ✓ Align employee compensation with market.
- ✓ Incentivize for performance and living the Marshall University Creed.

3. Take Care of the HOUSE.

- ✓ Investments in facilities are essential to the university mission.
- ✓ Invest in innovative technologies to meet modern challenges.

4. Manage our Strategic RESOURCES.

- ✓ Build key reserves for fiscal and operational resiliency.
- ✓ Invest available resources to new market-driven opportunities.

Invest in Our Team

PAY RAISES → MARKET RATES


FY26 ACTIONS

State Appropriations

- No State allocation received

Market Equity Adjustments

- \$369K to fund minimum of new salary scale for 156 employees



FY27 BUDGET

Market Equity Adjustments (1st)

- \$550K to fund competitive market range for all remaining employees:
 - \$345K (264 staff)
 - \$205K (62 faculty)

State Appropriations (2nd)

- \$2.2M (calculated on employees paid through State allocations only)
- Layered structure
- Progressive, equity focused

FY28–29 CONSIDERATIONS

Market Equity Adjustments

- Ongoing monitoring for any needed adjustments

Performance-Based Increases

- Funds distributed at division level based on performance

Sources:

- State appropriations
- Efficiencies driven by AI, etc.

Since 2022: **\$7.8M** has been reinvested to increase market-based salaries.

Enduring **FINANCIAL PRINCIPLES**

1. Grow STUDENTS, Not Fees.

- ✓ Minimize tuition and fee increases.
- ✓ Institutional success is measured by our accessibility, affordability and lifetime value for the students we serve.

2. Invest in our TEAM.

- ✓ Align employee compensation with market.
- ✓ Incentivize for performance and living the Marshall University Creed.

3. Take Care of the HOUSE.

- ✓ Investments in facilities are essential to the university mission.
- ✓ Invest in innovative technologies to meet modern challenges.

4. Manage our Strategic RESOURCES.

- ✓ Build key reserves for fiscal and operational resiliency.
- ✓ Invest available resources to new market-driven opportunities.

Take Care of the House

CAMPUS MASTER PLAN PROJECT STATUS

Completed

- Laidley Hall Demolition
- Marshall Plaza Demolition
- Holderby Hall Demolition
- ADA Pedestrian Route – Smith Hall and Morrow Library
- Baseball/Softball Completion
- MOVC Landscape Activation and Accessibility
- Football North Endzone

Fundraising

- Science Building Renovation
- Smith Hall Renovation
- School of Medicine Building
- Marshall Advanced Manufacturing Center

In Progress

- Classroom Renovations
- Stormwater Interventions, Phase I
- Training Table
- Corbly Hall Partial Renovations
- Holderby Hall Lawn

Under Review

- Natatorium/Volleyball Reconfiguration
- Sand Volleyball Court
- Sports Performance/Weight Room

Removed

- Indoor Tennis Center
- Athletics Facilities Lettering
- Outdoor Track and Field



Take Care of the House

FACILITY MAINTENANCE

CAPITAL PROJECT PRINCIPLES FOR ALLOCATION

Building System Stabilization	35%
Health and Safety	25%
Equitable Environment/Title IX	20%
Invest to Accelerate Growth	15%
Miscellaneous	5%
Total Points	100%

PROJECT “SHOCK AND AWE”

\$21.8M from State for Deferred Maintenance

- ✓ **Chiller Replacements - Smith Hall and Drinko Library (\$3.3M)**
- ✓ **Roof Replacements - South Charleston, Drinko Library (\$3.6M)**
- ✓ **Structural Repairs - Old Main (\$1M)**
- ✓ **Air Handler Units - Science Building (\$1.3M)**
- ✓ Emergency Generator/Safety Phase I (\$687K)
- ✓ **Fire Alarm Upgrades (\$363K)**
- ✓ Elevator Modernization (\$1.1M)
- ✓ Sanitary Pipe Replacement - Henderson Center E-Level (\$540K)
- ✓ Morrow Library ADA Updates (\$1.2M)
- ✓ **Locks - Smith Hall and Fine Arts (\$300K)**
- ✓ **Floor Renovations - Erma Ora Byrd Clinical Center (\$268K)**
- ✓ **Concrete - Smith Hall and Henderson Center (\$250K)**
- ✓ **Stormwater Improvements Phase I (\$1.1M)**
- ✓ **Demolition - Laidley and Holderby Halls (\$1.6M)**
- ✓ **Renovations - Fine Arts (\$2.3M)**
- ✓ **Restroom Renovations - Memorial Student Center (\$880K)**
- ✓ **HVAC Replacement - Former MRI Building (\$222K)**
- ✓ **Classroom/Restroom Repair/Renewal - Campus-wide (\$1.4M)**
- ✓ **Band Bleacher Replacement - Henderson Center (\$400K)**

Completed projects are bolded. All other projects are under way.
\$18.5M total invoiced as of March 3, 2026.

Take Care of the House

TECHNOLOGY INVESTMENTS

ACTIONS TO DATE

Shared Governance

- Data Privacy, Digital Accessibility, Network Infrastructure, Baseline Server Security, Digital Communications policies

Systems and Infrastructure

- New firewall
- Network upgrades (switches and wireless access points)
- Migration to cloud-based telephony
- Banner and Oracle Cloud upgrades; MuleSoft integrations
- Completion of Project Marco network; systems transition to MHN

Information Security

- Annual information security awareness training
- \$615,000 CISA WV State and Local Cybersecurity Grant
- Risk reduction through Windows 10 depreciation mitigation
- Password standardization updates

Artificial Intelligence (AI)

- Enrollment Management AI agent
- Adobe Acrobat Spaces beta partnership
- Launch of AI@Marshall website

Student Experience

- Adobe Creative Campus and Firefly AI
- MyMU enhancements with IT Service Management integration
- Migration of Marshall Skills Exchange to Salesforce

PLANNING AHEAD

Shared Governance

- Technology Project Management and Video Surveillance policies
- Continued maturation of data governance, integration standards, enterprise data quality

Systems and Infrastructure

- Server and storage infrastructure lifecycle planning and refresh
- Continued enterprise system modernization (Banner and Oracle Cloud) with roadmap to Banner SaaS
- Modernization and centralization of video surveillance systems

Information Security

- Enhance disaster recovery and incident response readiness
- Sustained investment in lifecycle replacement

Artificial Intelligence (AI)

- Advancement of student services case management and intelligent agent capabilities
- Expanded use of enterprise-approved AI tools and integrations
- Continued investment in AI literacy, policy guidance and responsible use

Student Experience

- Ad Astra optimized scheduling system upgrade
- Workflow and process improvements of service delivery and self-service capabilities
- Wi-Fi improvements (funded through student fees)

Take Care of the House

COMMUNITY CARES WEEK

YEAR 4 RESULTS

985 volunteers (**300** in Alumni chapters)

2,970 service hours

\$63,793 saved through sweat equity

- **8.5 dumpsters** of spring cleanout items
- **28 tons** of gravel, stone, pavers and rock
- **3,500** bags of mulch
- **2,020** flowers
- **100** gallons of paint



YEAR 5 PLANS



2026

May 18 - Prep Day

May 19-22 - Volunteer Projects

GOAL: +5% = 1,034 VOLUNTEERS AND 3,119 SERVICE HOURS

www.marshall.edu/cares

Enduring **FINANCIAL PRINCIPLES**

1. Grow STUDENTS, Not Fees.

- ✓ Minimize tuition and fee increases.
- ✓ Institutional success is measured by our accessibility, affordability and lifetime value for the students we serve.

2. Invest in our TEAM.

- ✓ Align employee compensation with market.
- ✓ Incentivize for performance and living the Marshall University Creed.

3. Take Care of the HOUSE.

- ✓ Investments in facilities are essential to the university mission.
- ✓ Invest in innovative technologies to meet modern challenges.

4. Manage our Strategic RESOURCES.

- ✓ Build key reserves for fiscal and operational resiliency.
- ✓ Invest available resources to new market-driven opportunities.

Manage Our Strategic Resources

FY27 STATE APPROPRIATIONS

Marshall University State Support - FY2023-FY2027

<u>Marshall University</u>	FY2023	FY2024	FY2025	FY2026	FY2027	SB250 vs FY26
					SB250	
Marshall University - General	48,961,949	50,873,019	53,411,505	53,963,819	57,781,301	3,817,482
VISTA E Learning	229,019	229,019	229,019	229,019	229,019	-
State Priorities-Brownsfield Prof Dev	309,606	809,606	809,606	809,606	809,606	-
Autism	1,869,776	1,922,515	1,992,337	2,011,949	2,064,283	52,334
Luke Lee	151,939	154,576	157,901	159,287	161,726	2,439
MUGC Writing Project	25,412	25,412	25,412	25,412	25,412	-
Minority Health Institute		100,000	100,000	100,000	100,000	-
National Youth Science Academy				1,000,000	1,000,000	-
Total Marshall University	51,547,701	54,114,147	56,725,780	58,299,092	62,171,347	3,872,255
Marshall School of Medicine						
Marshall Medical School - General	7,272,947	7,750,340	8,357,258	8,466,806	8,885,870	419,064
from soda / insurance premium tax	5,500,000	5,500,000	5,500,000	5,500,000	5,500,000	-
Forensic Lab	227,415	227,415	227,415	227,859	228,001	142
Center for Rural Health	161,043	164,735	169,390	170,920	172,376	1,456
BRIM Premium Offset	872,612	872,612	872,612	872,612	872,612	-
Rural Outreach Programs	157,572	158,970	160,732	161,176	161,318	142
Marshall School of Medicine General	14,191,589	14,674,072	15,287,407	15,399,373	15,820,177	420,804
Lottery Funds - School of Medicine						
RHEP Med School & Program Support	434,910	444,614	453,525	457,532	462,640	5,108
HEPC VC - Rural Residency Program	174,109	176,614	179,773	181,171	182,094	923
Total School of Medicine	14,800,608	15,295,300	15,920,705	16,038,076	16,464,911	426,835
TOTAL Marshall and School of Medicine	66,348,309	69,409,447	72,646,485	74,337,168	78,636,258	4,299,090

What is Reflected?

Included

- Salary Increases: +\$2.2M
- Funding Formula: +\$1.9M
- PEIA: +\$0.2M

Manage Our Strategic Resources

LONG-TERM SUSTAINABILITY

Key Assumptions		
REVENUES	Original	Current
✓ Grants and Contracts	+3.5%	+3.5%
✓ Net Tuition/Fees		
• FY26	+2.5%	+4.4% *
• FY27	+2.5%	+2.5% **
• FY28	+2.5%	+2.5% **
✓ State Appropriations		
• FY26	+\$3.3M	+\$1.9M
• FY27	+\$1.5M	+\$1.9M
• FY28	+\$1.5M	+\$1.9M
✓ Auxiliary Revenue		
• FY26	+3.5%	+5%
• FY27	+3.5%	+5%
• FY28	+3.5%	+5%
EXPENSES		
✓ Salaries and Benefits		
✓ FY26 - FY28	+\$3.5M	+\$10M
✓ Supplies and Other Services: 5% reduction offset by School of Medicine and grant-funded spending		

Current FY26-29



* Growth in FY26 Net Tuition and Fees excludes the impact of the WV Higher Education Grant in FY25.

** Excludes School of Medicine class growth and tuition increases.



PROPOSED FY2027 BUDGET



Strategic Choices

FY2027 PROPOSED BUDGET

	Marshall University		
	FY25 Actuals	FY26 Projection	FY27 Budget
Operating Revenues			
Student Tuition and Fees (net of allowance)	65,616,000	73,600,000	81,060,000
Grants and Contracts	122,880,000	121,646,000	126,821,000
Auxiliary Enterprise Revenue	30,242,000	35,327,000	40,018,000
Other Operating Revenues	12,804,000	18,604,000	12,849,000
Total Operating Revenues	231,542,000	249,177,000	260,748,000
Operating Expenses			
Salaries and Wages	164,392,000	167,276,000	171,898,000
Benefits	46,402,000	45,551,000	46,308,000
Supplies and Other Services	95,019,792	93,454,000	96,377,000
Utilities	12,277,000	12,000,000	12,017,000
Scholarships and fellowships	18,312,000	18,625,000	18,696,000
Depreciation	25,692,000	23,394,000	23,081,000
Other Operating Expenses	229,000	-	-
Total Operating Expenses	362,323,792	360,300,000	368,377,000
Operating Income (Loss)	(130,781,792)	(111,123,000)	(107,629,000)
Nonoperating Revenues (expenses)			
State Appropriations	76,037,000	77,108,000	81,386,000
Federal Pell Grants	22,872,000	23,000,000	23,400,000
Gifts	3,922,000	2,750,000	2,950,000
Investment Income	6,508,000	6,200,000	4,900,000
Interest on indebtedness	(7,775,000)	(7,670,000)	(7,670,000)
Fees assessed by Commission for Debt Service	(234,000)	(285,000)	(285,000)
Other nonoperating revenues (expenses)	(2,000)	-	-
Total Nonoperating Revenues (expenses)	101,328,000	101,103,000	104,681,000
Increase/Decrease in Net Assets	(29,453,792)	(10,020,000)	(2,948,000)
One-time adjustments	-	-	-
Capital Grants and Gifts	11,330,000	-	-
Increase/Decrease in Net Assets - Adjusted	(18,123,792)	(10,020,000)	(2,948,000)

What is Reflected?

- **Tuition and Fees Increase**
 - Resident: +2.5%
 - School of Medicine: +27% 1st Year/+48% 2nd Year
- **1% Total Enrollment Increase**
 - School of Medicine: +20 Incoming Class
- **+3.5% Increase in Grants and Contracts**
 - +\$3M increase in Research Grants
 - Flat State and Private Grants
- **+2.5-3% Average Housing Rates**
- **+\$2.8M Total Raise Pool**
 - +\$2.2M State-Funded
 - +550K University-Funded for Market Rates
- **+\$4.3M State Appropriations**
 - +\$2.2M Funding for Raises
 - +\$1.9M Funding Formula/Inflation
- **-5% Save-to-Serve**

**Marshall University Board of Governors
Meeting of April 8, 2026**

ITEM:	Approval of Budget for Fiscal Year 2026-2027
COMMITTEE:	Finance, Audit and Facilities Planning Committee
RECOMMENDED ACTION:	<i>Resolved</i> , that the Finance, Audit and Facilities Planning Committee hereby recommends that the Marshall University Board of Governors approve the Marshall University Budget for Fiscal Year 2026-2027.
STAFF MEMBER:	Matt Tidd Chief Financial Officer

Background:

We are presenting the FY27 Marshall University Budget for approval.

Our enduring financial principles continue to inform our proposed budget choices for 2027.

Grow Students, Not Fees

A minimal 2.5% tuition increase for Resident Students while holding Non-Resident, International, and Metro tuition flat to FY26 levels.

A conservative +1% Fall 2026 vs Fall 2025 total enrollment increase is assumed. A series of strategic investments have been included in the FY27 Budget to ensure and outpace this assumption.

Invest in our Team

Included in the FY27 budget are market equity adjustments of \$550 for 326 employees that will bring all employees to their competitive market zone and a \$2.2M State-funded raise pool that will be allocated based on a progressive, equity-focused, tiered structure that will provide a larger percentage increase to lower-paid employees while still recognizing the efforts of all employees.

Take Care of the House

Finalize 19 “Shock and Awe” capital projects, while advancing the IDEA District and the Health Sciences Corridor.

Manage Our Strategic Resources

Continue to define financial resiliency levels to provide fiscal sustainability, strategic investments and transition to an accountable financial model. The University will maintain our financial resiliency levels at 12 months of debt service plus two months of operating expenses. In addition, a series of strategic initiatives have been launched to reignite growth and align expenses to performance and benchmark expectations in the future.

Net Result

A proposed FY2027 budget that continues a multi-year journey:

- Projected Revenue: \$364.7M (+4.2% vs 2026 Projected)
- Projected Expense: \$383.4M (+2.1% vs 2026 Projected)

Marshall University			
	FY25 Actuals	FY26 Projection	FY27 Budget
Operating Revenues			
Student Tuition and Fees (net of allowance)	65,616,000	73,600,000	81,060,000
Grants and Contracts	122,880,000	121,646,000	126,821,000
Auxiliary Enterprise Revenue	30,242,000	35,327,000	40,018,000
Other Operating Revenues	12,804,000	18,604,000	12,849,000
Total Operating Revenues	231,542,000	249,177,000	260,748,000
Operating Expenses			
Salaries and Wages	164,392,000	167,276,000	171,898,000
Benefits	46,402,000	45,551,000	46,308,000
Supplies and Other Services	95,019,792	93,454,000	96,377,000
Utilities	12,277,000	12,000,000	12,017,000
Scholarships and fellowships	18,312,000	18,625,000	18,696,000
Depreciation	25,692,000	23,394,000	23,081,000
Other Operating Expenses	229,000	-	-
Total Operating Expenses	362,323,792	360,300,000	368,377,000
Operating Income (Loss)	(130,781,792)	(111,123,000)	(107,629,000)
Nonoperating Revenues (expenses)			
State Appropriations	76,037,000	77,108,000	81,386,000
Federal Pell Grants	22,872,000	23,000,000	23,400,000
Gifts	3,922,000	2,750,000	2,950,000
Investment Income	6,508,000	6,200,000	4,900,000
Interest on indebtedness	(7,775,000)	(7,670,000)	(7,670,000)
Fees assessed by Commission for Debt Service	(234,000)	(285,000)	(285,000)
Other nonoperating revenues (expenses)	(2,000)	-	-
Total Nonoperating Revenues (expenses)	101,328,000	101,103,000	104,681,000
Increase/Decrease in Net Assets	(29,453,792)	(10,020,000)	(2,948,000)
One-time adjustments	-	-	-
Capital Grants and Gifts	11,330,000	-	-
Increase/Decrease in Net Assets - Adjusted	(18,123,792)	(10,020,000)	(2,948,000)

**Marshall University Board of Governors
Meeting of April 8, 2026**

ITEM: Approval of Schedule of Fiscal Year 2026-2027 Tuition and Fee Rates

COMMITTEE: Finance, Audit and Facilities Planning Committee

RECOMMENDED ACTION: *Resolved*, that the Finance, Audit and Facilities Planning Committee hereby recommends that the Marshall University Board of Governors approve the Fiscal Year 2026-2027 tuition and fee rates.

STAFF MEMBERS: Matt Tidd
Chief Financial Officer

Background:

We are presenting the FY27 Tuition and Fee Rate schedule for approval.

The University is proposing an overall 2.5% increase to undergraduate and graduate resident tuition and fees. The University is proposing to maintain Non-Resident, International, and Metro undergraduate and graduate tuition rates at the FY26 level.

The School of Medicine is proposing increases to first- and second-year students to better align with the market.

The University is also proposing increases to Capital Fees and Auxiliary Fees. Various other tuition and fee pricing changes are captured in the accompanying schedules. In addition, the University is proposing an average ~2.8% increase in Housing rates and 4% in Dining rates.

Fee Planning Schedule- Per Semester
Academic Year 2026-2027

Institution: Marshall University

Student Institutional Level: Undergraduate

	Resident	Resident	Resident	Resident	Increase	Non-Resident	Non-Resident	Non-Resident	Non-Resident	Increase	Metro	Metro	Metro	Metro	Increase
	2023-24	2024-25	2025-2026	2026-2027	(Decrease)	2023-24	2024-25	2025-2026	2026-2027	(Decrease)	2023-24	2024-25	2025-2026	2026-2027	(Decrease)
I. Regular Fees Charged to All Students															
a. Tuition and Required Education and General Fees	\$3,465	\$3,551	\$3,640	\$3,731	\$91	\$8,626	\$8,626	\$8,626	\$8,626	\$0	\$5,039	\$5,039	\$5,039	\$5,039	\$0
b. Required Educational and General Capital Fees															
i. System E&G Capital Fees	\$221	\$233	\$245	\$251	\$6	\$736	\$742	\$760	\$766	\$6	\$736	\$742	\$760	\$766	\$6
ii. Special Institutional E&G Capital Fees	\$244	\$250	\$256	\$268	\$12	\$244	\$250	\$256	\$268	\$12	\$244	\$250	\$256	\$268	\$12
c. Auxiliary and Auxiliary Capital Fees	\$481	\$487	\$493	\$499	\$6	\$481	\$487	\$493	\$499	\$6	\$481	\$487	\$493	\$499	\$6
d. Student Success Fee	\$60	\$60	\$60	\$60	\$0	\$60	\$60	\$60	\$60	\$0	\$60	\$60	\$60	\$60	\$0
Total Student Fee Request	\$4,471	\$4,581	\$4,694	\$4,809	\$115	\$10,147	\$10,165	\$10,195	\$10,219	\$24	\$6,560	\$6,578	\$6,608	\$6,632	\$24
Percentage of Increase Requested Over Previous Year	2.5%	2.5%	2.5%	2.5%		2.6%	0.2%	0.2%	0.2%		-11.4%	0.3%	0.4%	0.4%	
Undergraduate College/Program Fees															
College of Arts & Media - Fine Arts	\$338	\$346	\$371	\$380	\$9	\$420	\$420	\$430	\$430	\$0	\$410	\$410	\$420	\$420	\$0
College of Arts & Media - Journalism & Mass Communication	\$113	\$116	\$141	\$145	\$4	\$198	\$198	\$208	\$208	\$0	\$193	\$193	\$203	\$203	\$0
College of Business	\$164	\$168	\$168	\$172	\$4	\$272	\$272	\$272	\$272	\$0	\$265	\$265	\$265	\$265	\$0
College of Education & Professional Development	\$205	\$200	\$200	\$205	\$5	\$205	\$200	\$200	\$200	\$0	\$200	\$200	\$200	\$200	\$0
College of Health Professions	\$215	\$215	\$215	\$220	\$5	\$482	\$482	\$482	\$482	\$0	\$470	\$470	\$470	\$470	\$0
College of Health Professions - Kinesiology	\$318	\$318	\$318	\$326	\$8	\$584	\$584	\$584	\$584	\$0	\$570	\$570	\$570	\$570	\$0
College of Health Professions - Clinical Laboratory Science, Communication Disorders, Dietetics	\$318	\$318	\$348	\$357	\$9	\$584	\$584	\$614	\$614	\$0	\$570	\$570	\$600	\$600	\$0
College of Health Professions - Nursing	\$584	\$584	\$640	\$656	\$16	\$846	\$846	\$901	\$901	\$0	\$825	\$825	\$880	\$880	\$0
College of Engineering and Computer Science	\$574	\$588	\$588	\$603	\$15	\$887	\$887	\$887	\$887	\$0	\$865	\$865	\$865	\$865	\$0
College of Liberal Arts	\$108	\$125	\$125	\$128	\$3	\$108	\$150	\$150	\$150	\$0	\$105	\$175	\$175	\$175	\$0
College of Science	\$179	\$184	\$190	\$195	\$5	\$226	\$226	\$232	\$232	\$0	\$220	\$220	\$218	\$218	\$0

Fee Planning Schedule- Per Semester
Academic Year 2026-2027

Marshall University

Student Institutional Level: Graduate

	Resident						Non-Resident						Metro					
	2022-23	2023-24	2024-25	2025-2026	2026-2027	Increase (Decrease)	2022-23	2023-24	2024-25	2025-2026	2026-2027	Increase (Decrease)	2022-23	2023-24	2024-25	2025-2026	2026-2027	Increase (Decrease)
I. Regular Fees Charged to All Students																		
a. Tuition and Required Education and General Fees	\$3,555	\$3,644	\$3,735	\$3,828	\$3,924	\$96	\$9,236	\$9,481	\$9,481	\$9,481	\$9,481	\$0	\$6,392	\$6,392	\$6,392	\$6,392	\$6,392	\$0
b. Required Educational and General Capital Fees																		
i. System E&G Capital Fees	\$205	\$211	\$217	\$235	\$241	\$6	\$800	\$806	\$812	\$830	\$836	\$6	\$800	\$800	\$806	\$824	\$830	\$6
ii. Special Institutional E&G Capital Fees	\$232	\$244	\$256	\$256	\$268	\$12	\$232	\$244	\$256	\$256	\$268	\$12	\$232	\$244	\$256	\$256	\$268	\$12
c. Auxiliary and Auxiliary Capital Fees																		
i. Standard Auxiliary Fees	\$475	\$481	\$487	\$493	\$499	\$6	\$475	\$481	\$487	\$493	\$499	\$6	\$475	\$481	\$487	\$493	\$499	\$6
Total Student Fee Request	\$4,467	\$4,580	\$4,695	\$4,812	\$4,932	\$120	\$10,743	\$11,012	\$11,036	\$11,060	\$11,084	\$24	\$7,899	\$7,917	\$7,941	\$7,965	\$7,989	\$24
Percentage of Increase Requested Over Previous Year	0.6%	2.5%	2.5%	2.5%	2.5%		0.2%	2.5%	0.2%	0.2%	0.2%		0.3%	0.2%	0.3%	0.3%	0.3%	
Graduate College/Program Fees																		
College of Arts & Media - Fine Arts	\$185	\$190	\$194	\$240	\$246	\$6	\$410	\$420	\$420	\$430	\$430	\$0	\$410	\$410	\$410	\$420	\$420	\$0
College of Arts & Media - Journalism & Mass Communication	\$110	\$113	\$116	\$141	\$145	\$4	\$193	\$198	\$198	\$208	\$208	\$0	\$193	\$193	\$193	\$203	\$203	\$0
College of Business	\$318	\$326	\$334	\$334	\$342	\$8	\$525	\$538	\$538	\$538	\$538	\$0	\$525	\$525	\$525	\$525	\$525	\$0
College of Education - EdS, Educ Specialist / EdS School Psychology/EdD Leadership Studies/EdD Curriculum	\$450	\$450	\$450	\$450	\$450	\$0	\$450	\$450	\$450	\$450	\$450	\$0	\$450	\$450	\$450	\$450	\$450	\$0
College of Education - MA Spec Edu / MAT Teaching	\$115	\$115	\$115	\$115	\$115	\$0	\$115	\$115	\$115	\$115	\$115	\$0	\$115	\$115	\$115	\$115	\$115	\$0
College of Education - MA Counseling, Leadership, Literacy Edu/MS Adult	\$50	\$50	\$50	\$50	\$50	\$0	\$50	\$50	\$50	\$50	\$50	\$0	\$50	\$50	\$50	\$50	\$50	\$0
College of Health Professions	\$275	\$282	\$282	\$282	\$289	\$7	\$650	\$666	\$666	\$665	\$665	\$0	\$650	\$650	\$650	\$665	\$665	\$0
College of Health Professions - Kinesiology	\$390	\$400	\$400	\$400	\$410	\$10	\$775	\$794	\$794	\$794	\$794	\$0	\$775	\$775	\$775	\$794	\$794	\$0
College of Health Professions - Communication Disorders, Dietetics	\$390	\$400	\$400	\$400	\$410	\$10	\$775	\$794	\$794	\$794	\$794	\$0	\$775	\$775	\$775	\$794	\$794	\$0
College of Health Professions - Nursing	\$550	\$564	\$564	\$564	\$578	\$14	\$945	\$969	\$969	\$969	\$969	\$0	\$945	\$945	\$945	\$969	\$969	\$0
College of Engineering and Computer Science	\$560	\$574	\$588	\$588	\$603	\$15	\$865	\$887	\$820	\$820	\$865	\$45	\$865	\$865	\$865	\$865	\$865	\$0
College of Liberal Arts	\$90	\$92	\$150	\$150	\$154	\$4	\$90	\$92	\$175	\$175	\$200	\$25	\$90	\$90	\$200	\$200	\$200	\$0
College of Liberal Arts - Psychology Doctorate	\$1,068	\$1,095	\$1,095	\$1,095	\$1,122	\$27	\$1,446	\$1,482	\$1,482	\$1,482	\$1,482	\$0	\$1,068	\$1,068	\$1,068	\$1,068	\$1,122	\$54
College of Science	\$175	\$179	\$184	\$190	\$195	\$5	\$220	\$226	\$226	\$226	\$226	\$0	\$220	\$220	\$220	\$208	\$208	\$0
College of Science - Forensic Science	\$900	\$900	\$900	\$900	\$925	\$25	\$1,600	\$1,600	\$1,600	\$1,602	\$1,602	\$0	\$1,200	\$1,200	\$1,200	\$1,206	\$1,206	\$0

Fee Planning Schedule- Per Semester
Academic Year 2026-2027

Institution: Marshall University

Student Institutional Level: Online-Undergraduate

	Online 2023-24	Online 2024-25	Online 2025-2026	Online 2026-2027	Increase (Decrease)
I. Regular Fees Charged to All Students					
a. Tuition and Required Education and General Fees	\$4,411	\$4,411	\$4,694	\$4,809	\$115
Percentage of Increase Requested Over Previous Year		0.0%	6.4%	2.5%	
Undergraduate College/Program Fees	Resident 2023-24	Resident 2024-25	Resident 2025-2026	Resident 2026-2027	Increase (Decrease)
College of Arts & Media - Fine Arts				\$380	
College of Arts & Media - Journalism & Mass Communication				\$145	
College of Business				\$172	
College of Education & Professional Development				\$205	
College of Health Professions				\$220	
College of Health Professions - Kinesiology				\$326	
College of Health Professions - Clinical Laboratory Science, Communication Disorders, Dietetics				\$357	
College of Health Professions - Nursing				\$656	
College of Engineering and Computer Science				\$603	
College of Liberal Arts				\$128	
College of Science				\$195	

Fee Planning Schedule- Per Semester
Academic Year 2026-2027

Institution: Marshall University

Student Institutional Level: Online - Graduate

	Online 2023-24	Online 2024-25	Online 2025-2026	Online 2026-2027	Increase (Decrease)
I. Regular Fees Charged to All Students					
a. Tuition and Required Education and General Fees	\$4,707	\$4,695	\$4,812	\$4,932	\$120
Percentage of Increase Requested Over Previous Year		-0.3%	2.5%	2.5%	
Undergraduate College/Program Fees	Resident 2023-24	Resident 2024-25	Resident 2025-2026	Resident 2026-2027	Increase (Decrease)
College of Arts & Media - Fine Arts				\$246	
College of Arts & Media - Journalism & Mass Communication				\$145	
College of Business				\$342	
College of Business - DBA Online				\$3,738	
College of Business - MBA Online (E Delivery Fee applies)				\$450	
College of Education - EdS, Educ Specialist / EdS School Psychology/EdD Leadership Studies/EdD Curriculum				\$450	
College of Education - MA Spec Edu / MAT Teaching				\$115	
College of Education - MA Counseling, Leadership, Literacy Edu/MS Adult				\$50	
College of Health Professions				\$289	
College of Health Professions - Kinesiology				\$410	
College of Health Professions - Communication Disorders, Dietetics				\$410	
College of Health Professions - Nursing				\$578	
College of Health Professionals - Distance Dietetic Internship MS Program				\$1,942	
College of Health Professionals - Doctor of Nurse Practice Program				\$1,128	
College of Engineering and Computer Science					
College of Liberal Arts				\$154	
College of Liberal Arts - Psychology Doctorate				\$1,122	
College of Science				\$195	
College of Science - Forensic Science				\$925	

Online - Graduate

Fee Planning Schedule- Per Semester
Academic Year 2026-2027

Marshall University

Student Institutional Level: Bill Noe Aviation Flight School

	Resident 2023-24	Resident 2024-25	Resident 2025-2026	Resident 2026-2027	Increase (Decrease)	Non-Resident 2023-24	Non-Resident 2024-25	Non-Resident 2025-2026	Non-Resident 2026-2027	Increase (Decrease)	Metro 2023-24	Metro 2024-25	Metro 2025-2026	Metro 2026-2027	Increase (Decrease)
I. Regular Fees Charged to All Students															
a. Tuition and Required Education and General Fees	\$3,465	\$3,551	\$3,640	\$3,731	\$91	\$8,626	\$8,626	\$8,626	\$8,626	\$0	\$5,039	\$5,039	\$5,039	\$5,039	\$0
b. Required Educational and General Capital Fees															
i. System E&G Capital Fees	\$221	\$233	\$245	\$251	\$6	\$736	\$742	\$760	\$766	\$6	\$736	\$742	\$760	\$766	\$6
ii. Special Institutional E&G Capital Fees	\$244	\$250	\$256	\$268	\$12	\$244	\$250	\$256	\$268	\$12	\$244	\$250	\$256	\$268	\$12
c. Auxiliary and Auxiliary Capital Fees															
i. Standard Auxiliary Fees	\$481	\$487	\$493	\$499	\$6	\$481	\$487	\$493	\$499	\$6	\$481	\$487	\$493	\$499	\$6
ii. Mandatory Auxiliary Fees	\$0	\$0	\$0	\$0	\$0	\$0	\$0	\$0	\$0	\$0	\$0	\$0	\$0	\$0	\$0
iii. Auxiliary Capital Fee	\$0	\$0	\$0	\$0	\$0	\$0	\$0	\$0	\$0	\$0	\$0	\$0	\$0	\$0	\$0
d. Special Equity Fee	\$60	\$60	\$60	\$60	\$0	\$60	\$60	\$60	\$60	\$0	\$60	\$60	\$60	\$60	\$0
Total Student Fee Request	\$4,471	\$4,581	\$4,694	\$4,809	\$115	\$10,147	\$10,165	\$10,195	\$10,219	\$24	\$6,560	\$6,578	\$6,608	\$6,632	\$24
Percentage of Increase Requested Over Previous Year		2.47%	2.46%	2.45%		2.61%	0.18%	0.30%	0.24%		-11.40%	0.27%	0.46%	0.36%	

II. Aviation Program Course Fees	All Residency Rate per Course 2023-24	All Residency Rate per Course 2024-25	All Residency Rate per Course 2025-2026	All Residency Rate per Course 2026-2027	Increase (Decrease)
Aviation - Solo Flight Lab	\$6,100	\$6,100	\$6,295	\$6,452	\$157
Aviation - Private Pilot Cert ASEL Lab	\$7,800	\$7,800	\$8,050	\$8,251	\$201
Aviation - Instrument Certification Lab	\$14,000	\$14,000	\$14,448	\$14,809	\$361
Aviation - Commercial Phase I Lab	\$17,100	\$17,100	\$17,647	\$18,088	\$441
Aviation - Commercial Phase II ASEL Lab	\$13,900	\$13,900	\$14,345	\$14,704	\$359
Aviation - Initial CFI ASEL Lab	\$7,000	\$7,000	\$7,224	\$7,405	\$181
Aviation - CFII Lab	\$4,100	\$4,100	\$4,231	\$4,337	\$106
Aviation - Commercial AMEL Add-on Lab	\$6,800	\$6,800	\$7,018	\$7,193	\$175
Aviation - Private Pilot Helicopter (Schweitzer)				\$14,800	
Aviation - Private Pilot Helicopter (Airbus)				\$29,300	
Aviation - Instrument (Schweitzer)				\$14,800	
Aviation - Commercial (Mixed Fleet)				\$49,875	
Aviation - Turbine Transition Training				\$9,245	
Aviation - Night Vision Goggles Training				\$9,245	
Dispatcher Fee for Degree Students				\$2,000	
UAS Basics Workshop				\$350	
Spin Endorsement				\$800	
UPRT				\$2,100	
Basic Aerobatics				\$3,800	
Ground School Course				\$1,175	
Airbus Helicopter (Hourly)				\$1,150	
Schweitzer (Hourly)				\$370	
Flight Instructor (Hourly)				\$96	
Aviation Program Additional Resource Fees:					
Aviation - Cirrus SR20 Per Additional Hour	\$310	\$310	\$320	\$375	\$55
Aviation - Twin Engine Aircraft Per Additional Hour	\$500	\$500	\$516	\$516	-
Aviation - Frasca SR20 AATD Simulator Per Additional Hour	\$50	\$50	\$52	\$52	-

Fee Planning Schedule- Per Semester
Academic Year 2026-2027

Institution: Marshall University

Student Institutional Level: School of Medicine - Professional/Medicine

I. Regular Fees Charged to All Students	Resident 2022-23	Resident 2023-24	Resident 2024-25	Resident 2025-2026	Resident 2026-2027	Increase (Decrease)	Non-Resident 2022-23	Non-Resident 2023-24	Non-Resident 2024-25	Non-Resident 2025-2026	Non-Resident 2026-2027	Increase (Decrease)
a. Tuition and Required Education and General Fees												
i. M1 Class	\$11,276	\$11,558	\$11,847	\$12,847	\$16,492	\$3,645	\$27,360	\$28,044	\$28,044	\$29,544	\$33,397	\$3,853
ii. M2 Class - Trimester *	\$7,517	\$7,705	\$7,898	\$8,566	\$13,172	\$4,606	\$18,240	\$18,696	\$18,696	\$19,696	\$30,306	\$10,610
iii. M3 Class - Trimester	\$7,517	\$7,705	\$7,898	\$8,566	\$8,781	\$215	\$18,240	\$18,696	\$18,696	\$19,696	\$20,204	\$508
iv. M4 Class - Trimester	\$7,517	\$7,705	\$7,898	\$8,566	\$8,781	\$215	\$18,240	\$18,696	\$18,696	\$19,696	\$20,204	\$508
b. Required Educational and General Capital Fees												
i. System E&G Capital Fees	\$205	\$211	\$217	\$235	\$241	\$6	\$800	\$806	\$812	\$830	\$836	\$6
ii. Special Institutional E&G Capital Fees	\$238	\$244	\$256	\$256	\$268	\$12	\$238	\$244	\$256	\$256	\$268	\$12
c. Auxiliary and Auxiliary Capital Fees												
i. Standard Auxiliary Fees	\$475	\$481	\$487	\$493	\$499	\$6	\$475	\$481	\$487	\$493	\$499	\$6
Total Student Fee Request												
i. M1 Class	\$12,194	\$12,494	\$12,807	\$13,831	\$17,500	\$3,669	\$28,873	\$29,575	\$29,599	\$31,123	\$35,000	\$3,877
ii. M2 Class - Trimester	\$8,435	\$8,641	\$8,858	\$9,550	\$14,180	\$4,630	\$19,753	\$20,227	\$20,251	\$21,275	\$31,909	\$10,634
iii. M3 Class - Trimester	\$8,435	\$8,641	\$8,858	\$9,550	\$9,789	\$239	\$19,753	\$20,227	\$20,251	\$21,275	\$21,807	\$532
iv. M4 Class - Trimester	\$8,435	\$8,641	\$8,858	\$9,550	\$9,789	\$239	\$19,753	\$20,227	\$20,251	\$21,275	\$21,807	\$532
Percentage of Increase Requested Over Previous Year												
i. M1 Class	0.26%	2.46%	2.50%	8.00%	26.53%		0.11%	2.43%	0.08%	5.15%	12.46%	
ii. M2 Class - Trimester	0.38%	2.44%	2.51%	7.81%	48.48%		0.16%	2.40%	0.12%	5.06%	49.98%	
iii. M3 Class - Trimester	0.38%	2.44%	2.51%	7.81%	2.50%		0.16%	2.40%	0.12%	5.06%	2.50%	
iv. M4 Class - Trimester	0.38%	2.44%	2.51%	7.81%	2.50%		0.16%	2.40%	0.12%	5.06%	2.50%	

Fee Planning Schedule- Per Semester
Academic Year 2026-2027

Institution: Marshall University

Student Institutional Level: School of Medicine - Physician Assistant

I. Regular Fees Charged to All Students	Resident	Resident	Resident	Resident	Resident	Increase	Non-Resident	Non-Resident	Non-Resident	Non-Resident	Non-Resident	Increase
	2022-23	2023-24	2024-25	2025-2026	2026-2027	(Decrease)	2022-23	2023-24	2024-25	2025-2026	2026-2027	(Decrease)
a. Tuition and Required Education and General Fees	\$8,920	\$9,143	\$9,372	\$9,606	\$9,846	\$240	\$13,825	\$14,191	\$14,191	\$14,191	\$14,191	\$0
b. Required Educational and General Capital Fees												
i. System E&G Capital Fees	\$205	\$211	\$217	\$235	\$241	\$6	\$800	\$806	\$812	\$830	\$836	\$6
ii. Special Institutional E&G Capital Fees	\$238	\$244	\$256	\$256	\$268	\$12	\$238	\$244	\$256	\$256	\$268	\$12
c. Auxiliary and Auxiliary Capital Fees												
i. Standard Auxiliary Fees	\$475	\$481	\$487	\$493	\$499	\$6	\$475	\$481	\$487	\$493	\$499	\$6
Total Student Fee Request	\$9,838	\$10,079	\$10,331	\$10,590	\$10,854	\$264	\$15,338	\$15,722	\$15,746	\$15,770	\$15,794	\$24
Percentage of Increase Requested Over Previous Year	0.3%	2.4%	2.5%	2.5%	2.5%		0.2%	2.5%	0.2%	0.2%	0.2%	

Fee Planning Schedule- Per Semester
Academic Year 2026-2027

Institution: Marshall University

Student Institutional Level: School of Medicine - Graduate/Biomedical Science

I. Regular Fees Charged to All Students	Resident 2022-23	Resident 2023-24	Resident 2024-25	Resident 2025-2026	Resident 2026-2027	Increase (Decrease)	Non-Resident 2022-23	Non-Resident 2023-24	Non-Resident 2024-25	Non-Resident 2025-2026	Non-Resident 2026-2027	Increase (Decrease)	Metro 2022-23	Metro 2023-24	Metro 2024-25	Metro 2025-2026	Metro 2026-2027	Increase (Decrease)	
a. Tuition and Required Education and General Fees	\$4,722	\$4,839	\$4,960	\$5,084	\$5,211	\$127	\$10,158	\$10,432	\$10,432	\$10,432	\$10,432	\$0	\$6,678	\$6,678	\$6,678	\$6,678	\$6,678	\$0	
b. Required Educational and General Capital Fees																			
i. System E&G Capital Fees	\$205	\$211	\$217	\$235	\$241	\$6	\$800	\$806	\$812	\$830	\$836	\$6	\$800	\$800	\$806	\$824	\$830	\$6	
ii. Special Institutional E&G Capital Fees	\$238	\$244	\$256	\$256	\$268	\$12	\$238	\$244	\$256	\$256	\$268	\$12	\$238	\$244	\$256	\$256	\$268	\$12	
c. Auxiliary and Auxiliary Capital Fees																			
i. Standard Auxiliary Fees	\$475	\$481	\$487	\$493	\$499	\$6	\$475	\$481	\$487	\$493	\$499	\$6	\$475	\$481	\$487	\$493	\$499	\$6	
ii. Mandatory Auxiliary Fees	\$0	\$0	\$0	\$0	\$0	\$0	\$0	\$0	\$0	\$0	\$0	\$0	\$0	\$0	\$0	\$0	\$0	\$0	
iii. Auxiliary Capital Fee	\$0	\$0	\$0	\$0	\$0	\$0	\$0	\$0	\$0	\$0	\$0	\$0	\$0	\$0	\$0	\$0	\$0	\$0	
d. Special Equity Fee	\$0	\$0	\$0	\$0	\$0	\$0	\$0	\$0	\$0	\$0	\$0	\$0	\$0	\$0	\$0	\$0	\$0	\$0	
Total Student Fee Request	\$5,640	\$5,775	\$5,920	\$6,068	\$6,219	\$151	\$11,671	\$11,963	\$11,987	\$12,011	\$12,035	\$24	\$8,191	\$8,203	\$8,227	\$8,251	\$8,275	\$24	
Percentage of Increase Requested Over Previous Year	0.57%	2.39%	2.51%	2.50%	2.49%		0.27%	2.50%	0.20%	0.20%	0.40%		0.39%	0.15%	0.29%	0.29%	0.29%		

Fee Planning Schedule- Per Semester
Academic Year 2026-2027

Institution: Marshall University

Student Institutional Level: School of Physical Therapy - Doctorate

	Resident 2022-23	Resident 2023-24	Resident 2024-25	Resident 2025-2026	Resident 2026-2027	Increase (Decrease)	Non-Resident 2021-22	Non-Resident 2023-24	Non-Resident 2024-25	Non-Resident 2025-2026	Non-Resident 2026-2027	Increase (Decrease)
I. Regular Fees Charged to All Students												
a. Tuition and Required Education and General Fees	\$6,388	\$6,548	\$6,712	\$6,712	\$6,712	\$0	\$9,891	\$10,666	\$10,666	\$10,666	\$10,666	\$0
b. Required Educational and General Capital Fees												
i. System E&G Capital Fees	\$205	\$211	\$217	\$235	\$241	\$6	\$800	\$806	\$812	\$830	\$836	\$6
ii. Special Institutional E&G Capital Fees	\$232	\$244	\$256	\$256	\$268	\$12	\$226	\$244	\$256	\$256	\$268	\$12
c. Auxiliary and Auxiliary Capital Fees												
i. Standard Auxiliary Fees	\$475	\$481	\$487	\$493	\$499	\$6	\$455	\$481	\$487	\$493	\$499	\$6
ii. Mandatory Auxiliary Fees	\$0	\$0	\$0	\$0	\$0	\$0	\$0	\$0	\$0	\$0	\$0	\$0
iii. Auxiliary Capital Fee	\$0	\$0	\$0	\$0	\$0	\$0	\$0	\$0	\$0	\$0	\$0	\$0
d. Special Equity Fee	\$0	\$0	\$0	\$0	\$0	\$0	\$0	\$0	\$0	\$0	\$0	\$0
Total Student Fee Request	\$7,300	\$7,484	\$7,672	\$7,696	\$7,720	\$24	\$11,372	\$12,197	\$12,221	\$12,245	\$12,269	\$24
Percentage of Increase Requested Over Previous Year	4.7%	2.5%	2.5%	0.32%	0.31%			2.6%	0.2%	0.20%	0.20%	

Fee Planning Schedule- Per Semester
Academic Year 2026-2027

Institution: Marshall University

Student Institutional Level: School of Pharmacy - Doctorate

	Resident 2022-23	Resident 2023-24	Resident 2024-25	Resident 2025-2026	Resident 2026-2027	Increase (Decrease)	Non-Resident 2022-23	Non-Resident 2023-24	Non-Resident 2024-25	Non-Resident 2025-2026	Non-Resident 2026-2027	Increase (Decrease)
I. Regular Fees Charged to All Students												
a. Tuition and Required Education and General Fees												
i. P1 Class	\$11,084	\$11,361	\$10,800	\$10,600	\$10,600	\$0	\$18,276	\$18,732	\$19,106	\$19,106	\$19,106	\$0
ii. P2 Class	\$10,867	\$11,084	\$11,305	\$11,305	\$11,305	\$0	\$17,917	\$18,365	\$18,732	\$18,732	\$18,732	\$0
iii. P3 Class	\$11,033	\$10,867	\$11,085	\$11,085	\$11,085	\$0	\$17,580	\$18,020	\$18,380	\$18,380	\$18,380	\$0
iv. P4 Class - Trimester *	\$7,355	\$7,539	\$7,539	\$7,539	\$7,539	\$0	\$11,720	\$12,013	\$12,253	\$12,253	\$12,253	\$0
b. Required Educational and General Capital Fees												
i. System E&G Capital Fees	\$205	\$211	\$217	\$235	\$241	\$6	\$800	\$806	\$812	\$830	\$836	\$6
ii. Special Institutional E&G Capital Fees	\$232	\$244	\$256	\$256	\$268	\$12	\$232	\$244	\$256	\$256	\$268	\$12
c. Auxiliary and Auxiliary Capital Fees												
i. Standard Auxiliary Fees	\$475	\$481	\$487	\$493	\$499	\$6	\$475	\$481	\$487	\$493	\$499	\$6
ii. Mandatory Auxiliary Fees	\$0	\$0	\$0	\$0	\$0	\$0	\$0	\$0	\$0	\$0	\$0	\$0
iii. Auxiliary Capital Fee	\$0	\$0	\$0	\$0	\$0	\$0	\$0	\$0	\$0	\$0	\$0	\$0
Total Student Fee Request												
i. P1 Class	\$11,996	\$12,297	\$11,760	\$11,584	\$11,608	\$24	\$19,783	\$20,263	\$20,661	\$20,685	\$20,709	\$24
ii. P2 Class	\$11,779	\$12,020	\$12,265	\$12,289	\$12,313	\$24	\$19,424	\$19,896	\$20,287	\$20,311	\$20,335	\$24
iii. P3 Class	\$11,945	\$11,803	\$12,045	\$12,069	\$12,093	\$24	\$19,087	\$19,551	\$19,935	\$19,959	\$19,983	\$24
iv. P4 Class -Trimester	\$8,267	\$8,475	\$8,499	\$8,523	\$8,547	\$24	\$13,227	\$13,544	\$13,808	\$13,832	\$13,856	\$24
Percentage of Increase Requested Over Previous Year												
i. P1 Class	2.06%	2.51%	-4.37%	-1.49%	0.21%		1.98%	2.43%	1.96%	0.12%	0.12%	
ii. P2 Class	1.57%	2.05%	2.04%	0.20%	0.20%		3.31%	2.43%	1.96%	0.12%	0.12%	
iii. P3 Class	3.01%	-1.19%	2.05%	0.20%	0.20%		1.52%	2.43%	1.97%	0.12%	0.12%	
iv. P4 Class Trimester	3.00%	2.51%	0.28%	0.29%	0.28%		1.53%	2.40%	1.95%	0.18%	0.17%	

* P4 Class converted to trimester billings for experiential learning requirements summer 2016.

Fee Planning Schedule- Per Semester
Academic Year 2026-2027

Institution: Marshall University

Student Institutional Level: School of Pharmacy - Master in Pharmaceutical Sciences

I. Regular Fees Charged to All Students	Resident	Resident	Resident	Resident	Resident	Increase (Decrease)	Non-Resident	Non-Resident	Non-Resident	Non-Resident	Non-Resident	Increase (Decrease)	International	International	International	International	International	Increase (Decrease)
	2022-23	2023-24	2024-25	2025-2026	2026-2027		2022-23	2023-24	2024-25	2025-2026	2026-2027		2022-23	2023-24	2024-25	2025-26	2026-27	
a. Tuition and Required Education and General Fees	\$5,302	\$5,434	\$5,488	\$5,488	\$5,488	\$0	\$8,675	\$8,912	\$9,001	\$9,001	\$9,001	\$0	\$11,567	\$11,567	\$11,683	\$11,683	\$11,683	\$0
b. Required Educational and General Capital Fees																		
i. System E&G Capital Fees	\$205	\$211	\$217	\$235	\$241	\$6	\$800	\$806	\$812	\$830	\$836	\$6	\$800	\$800	\$806	\$824	\$830	\$6
ii. Special Institutional E&G Capital Fees	\$232	\$244	\$256	\$256	\$268	\$12	\$232	\$244	\$256	\$256	\$268	\$12	\$232	\$244	\$256	\$256	\$268	\$12
c. Auxiliary and Auxiliary Capital Fees																		
i. Standard Auxiliary Fees	\$475	\$481	\$487	\$493	\$499	\$6	\$475	\$481	\$487	\$493	\$499	\$6	\$475	\$481	\$487	\$493	\$499	\$6
ii. Mandatory Auxiliary Fees	\$0	\$0	\$0	\$0	\$0	\$0	\$0	\$0	\$0	\$0	\$0	\$0	\$0	\$0	\$0	\$0	\$0	\$0
iii. Auxiliary Capital Fee	\$0	\$0	\$0	\$0	\$0	\$0	\$0	\$0	\$0	\$0	\$0	\$0	\$0	\$0	\$0	\$0	\$0	\$0
d. Special Equity Fee	\$0	\$0	\$0	\$0	\$0	\$0	\$0	\$0	\$0	\$0	\$0	\$0	\$0	\$0	\$0	\$0	\$0	\$0
Total Student Fee Request	\$6,214	\$6,370	\$6,448	\$6,472	\$6,496	\$24	\$10,182	\$10,443	\$10,556	\$10,580	\$10,604	\$24	\$13,074	\$13,092	\$13,232	\$13,256	\$13,280	\$24
Percentage of Increase Requested Over Previous Year	2.2%	2.5%	1.2%	0.38%	0.37%		2.0%	2.6%	1.1%	0.23%	0.23%		2.0%	0.1%	1.1%	0.18%	0.18%	

Fee Planning Schedule- Per Semester
Academic Year 2026-2027

Institution: Marshall University

Student Institutional Level: Masters of Public Health

	Resident 2022-23	Resident 2023-24	Resident 2024-25	Resident 2025-2026	Resident 2026-2027	Increase (Decrease)	Non-Resident 2022-23	Non-Resident 2023-24	Non-Resident 2024-25	Non-Resident 2025-2026	Non-Resident 2026-2027	Increase (Decrease)
I. Regular Fees Charged to All Students												
a. Tuition and Required Education and General Fees	\$6,383	\$6,543	\$6,707	\$6,707	\$6,707	\$0	\$14,041	\$14,412	\$14,412	\$14,412	\$14,412	\$0
b. Required Educational and General Capital Fees												
i. System E&G Capital Fees	\$205	\$211	\$217	\$235	\$241	\$6	\$800	\$806	\$812	\$830	\$836	\$6
ii. Special Institutional E&G Capital Fees	\$232	\$244	\$256	\$256	\$268	\$12	\$232	\$244	\$256	\$256	\$268	\$12
c. Auxiliary and Auxiliary Capital Fees												
i. Standard Auxiliary Fees	\$475	\$481	\$487	\$493	\$499	\$6	\$475	\$481	\$487	\$493	\$499	\$6
ii. Mandatory Auxiliary Fees	\$0	\$0	\$0	\$0	\$0	\$0	\$0	\$0	\$0	\$0	\$0	\$0
iii. Auxiliary Capital Fee	\$0	\$0	\$0	\$0	\$0	\$0	\$0	\$0	\$0	\$0	\$0	\$0
d. Special Equity Fee	\$0	\$0	\$0	\$0	\$0	\$0	\$0	\$0	\$0	\$0	\$0	\$0
Total Student Fee Request	\$7,295	\$7,479	\$7,667	\$7,691	\$7,715	\$24	\$15,548	\$15,943	\$15,967	\$15,991	\$16,015	\$24
Percentage of Increase Requested Over Previous Year	4.7%	2.5%	2.5%	0.32%	0.31%		4.7%	2.5%	0.1%	0.15%	0.15%	

Fee Planning Schedule
Academic Year 2026-2027

Institution: Marshall University

Student Institutional Level: College of Business - 11 month MBA

	Resident 2026-2027	Non-Resident 2026-2027	Metro 2026-2027
I. Regular Fees Charged to All Students			
a. Tuition and Required Education and General Fees - TOTAL	\$24,992	\$26,397	\$25,403
Fall	\$10,711	\$11,313	\$10,887
Spring	\$10,711	\$11,313	\$10,887
Summer	\$3,570	\$3,771	\$3,629
b. Required Educational and General Capital Fees			
i. System E&G Capital Fees	\$241	\$836	\$830
ii. Special Institutional E&G Capital Fees	\$268	\$268	\$268
c. Auxiliary and Auxiliary Capital Fees			
i. Standard Auxiliary Fees	\$499	\$499	\$499
Total Student Fee Request	\$26,000	\$28,000	\$27,000

**Fee Planning Schedule- Per Semester
Academic Year 2026-2027**

Institution: Marshall University

II. Special Fees and Charges	Rate Per Semester/ Occurrence 2023-24	Rate Per Semester/ Occurrence 2024-25	Rate Per Semester/ Occurrence 2025-26	Rate Per Semester/ Occurrence 2026-27	Increase (Decrease)
Enrollment Deposit:					
Undergraduate	\$100	\$100	\$100	\$100	\$0
International	\$500	\$500	\$500	\$500	\$0
School of Pharmacy	\$500	\$500	\$500	\$500	\$0
School of Physical Therapy	\$500	\$500	\$500	\$500	\$0
Doctor of Business Administration (DBA)	\$2,500	\$2,500	\$2,500	\$2,500	\$0
School of Medicine - Physician Assistant	\$1,000	\$1,000	\$1,000	\$1,000	\$0
Application Fees:					
Undergraduate/Graduate	\$40	\$40	\$40	\$40	\$0
Undergraduate/Graduate - Transfers	\$50	\$50	\$50	\$50	\$0
Undergraduate - Readmission	\$25	\$25	\$25	\$25	\$0
School of Medicine - Resident	\$75	\$75	\$75	\$75	\$0
School of Medicine - Non-Resident	\$100	\$100	\$100	\$100	\$0
School of Nursing	\$30	\$30	\$30	\$30	\$0
Masters of Public Health	\$30	\$30	\$30	\$30	\$0
School of Pharmacy	\$100	\$100	\$100	\$100	\$0
Dietetic Internship Program	\$25	\$25	\$25	\$25	\$0
International Application Fee	\$150	\$150	\$150	\$150	\$0
Course Fees:					
COEPD - Counseling (COUN 600) (one-time software fee)	\$0	\$0	\$500	\$500	\$0
COEPD -Music Education Majors Music Instrument Rental Fee (per Semester)	\$0	\$0	\$30	\$30	\$0
COHP-SOK - Activity Course Fee	\$40	\$40	\$40	\$40	\$0
COHP-MPH - Non-major Course Fee (per 3 hour course)	\$1,991	\$1,991	\$1,991	\$1,991	\$0
COHP - WVU Dietetics Internship Course Fee	\$0	\$2,000	\$2,000	\$2,000	\$0
SOP-MSPS - Non-major Course Fee (per 3 hour course)	\$945	\$945	\$945	\$945	\$0
SOP-Special Certification Course Fee	\$0	\$0	\$250	\$250	\$0
E-Delivery Course Fee (Distance Program Students excluded)	\$50	\$50	\$50	\$50	\$0
Special Program Fees (in lieu of regular tuition)					
High School E-Course Fee - per Credit Hour	\$25	\$25	\$25	\$25	\$0
Ohio High School STEM Program - per Credit Hour	\$167	\$25	\$25	\$25	\$0
High School Dual Enrollment - Course at Marshall Campus Facilities - per Credit Hour	\$25	\$25	\$25	\$25	\$0
Intensive English Program - per semester	\$4,500	\$4,500	\$4,500	\$4,500	\$0
Intensive English Program - online - per semester	\$3,200	\$3,200	\$3,200	\$3,200	\$0
Intensive English Program Special Weekly	\$322	\$322	\$322	\$322	\$0
wvROCKS Course Fee (Undergraduate) - per Credit Hour	\$250	\$250	\$250	\$250	\$0
COHP - WVU Health Dietetics Internship	\$0	\$2,000	\$2,000	\$2,000	\$0
COHP St. Mary's Program Fee - per credit hour	\$0	\$340	\$340	\$340	\$0
COHP St. Mary's Program Fee - per Semester	\$0	\$4,080	\$4,080	\$4,080	\$0
COHP St. Mary's Lab Fee - - per Semester	\$0	\$100	\$100	\$100	\$0
LCOB Center for Exec Ed and Certification			\$0	\$0	\$0
Business DBA Program - per Credit Hour	\$950	\$950	\$950	\$950	\$0
Community College Employee Rate (Annual)				\$5,025	
Course for Senior Citizens - per Course	\$50	\$50	\$50	\$50	\$0

**Fee Planning Schedule- Per Semester
Academic Year 2026-2027**

Institution: Marshall University

II. Special Fees and Charges	Rate Per Semester/ Occurrence 2023-24	Rate Per Semester/ Occurrence 2024-25	Rate Per Semester/ Occurrence 2025-26	Rate Per Semester/ Occurrence 2026-27	Increase (Decrease)
Other Fees:					\$0
CLEP/DANTES Testing	\$25	\$25	\$25	\$25	\$0
Music Instrument Late Fee	\$0	\$0	\$10	\$10	\$0
International Student Fee	\$200	\$200	\$200	\$200	\$0
Late Registration/Payment Fee	\$25	\$25	\$25	\$25	\$0
Meal Card/I. D. Replacement	\$20	\$20	\$20	\$20	\$0
MJGC Alternative Assessment (Per Credit Hour)	\$25	\$25	\$25	\$25	\$0
Pharmacy - Matriculation Fee (Annual - Year 1 Only)	\$270	\$420	\$420	\$420	\$0
Pharmacy - Practice Ready Fee (Annual Year 2 Only)	\$390	\$420	\$420	\$420	\$0
Pharmacy - Practice Ready Fee (Annual Year 3-4 Only)	\$390	\$420	\$420	\$420	\$0
Pharmacy - Progression Fee (Annual)	\$390	\$0	\$0	\$0	\$0
Pharmacy - Simulation Fee (Annual Year 1-2-3 Only)	\$350	\$350	\$350	\$350	\$0
Pharmacy - iPad Fee (Annual Year 1-2 Only)	\$250	\$260	\$260	\$260	\$0
Pharmacy - iPad Fee (Annual Year 3 Only)	\$350	\$200	\$200	\$200	\$0
Regents' BA Degree Evaluation	\$300	\$300	\$300	\$300	\$0
Regents' BA Posting Fee (Per credit hour awarded)	\$10	\$10	\$10	\$10	\$0
Reinstatement Fee - Course Schedule	\$25	\$25	\$25	\$25	\$0
Returned Check Fee	\$25	\$25	\$25	\$25	\$0
Revalidation of Credit Fee (Per Hour)	\$25	\$25	\$25	\$25	\$0
Study Abroad Application/advising/shipping fee - one-time	\$150	\$150	\$150	\$150	\$0
Study Abroad Program Registration Fee - per Program	\$100	\$100	\$100	\$100	\$0
Transcript - paper	\$10	\$10	\$10	\$10	\$0
Transcript - electronic	\$12	\$12	\$12	\$12	\$0
Transfer Evaluation Fee	\$50	\$50	\$50	\$50	\$0
University College - Placement Testing Fee	\$35	\$35	\$35	\$35	\$0
Visiting Student Credential Fee - SOM	\$50	\$50	\$50	\$50	\$0
Diploma Fees:					\$0
Certificate Fee	\$15	\$15	\$15	\$15	\$0
Associate Degree	\$50	\$50	\$50	\$50	\$0
Baccalaureate Degree	\$50	\$50	\$50	\$50	\$0
Master's Degree	\$50	\$50	\$50	\$50	\$0
Diploma Replacement	\$50	\$50	\$50	\$50	\$0
First Professional Degree	\$100	\$100	\$100	\$100	\$0
Doctoral Degree	\$100	\$100	\$100	\$100	\$0
Residence Services Fees:					\$0
Transfer Buyout	\$0	\$1,000	\$1,000	\$1,000	\$0
Mid-Leasing Apartment Change (Studio)	\$0	\$250	\$250	\$250	\$0
Mid-Leasing Apartment Change (2 Bedroom)	\$0	\$350	\$350	\$350	\$0
Unauthorized Single Occupancy (per night)	\$0	\$75	\$75	\$75	\$0
Improper Check-out Fee - Dorm	\$50	\$75	\$75	\$75	\$0
Mail Box - Re-Key (Per Lock)	\$30	\$30	\$30	\$30	\$0
Reservation Deposit	\$200	\$200	\$200	\$200	\$0
Room Re-Key (per lock)	\$50	\$75	\$75	\$75	\$0
Safe Rental Program through College Products					\$0
One Semester Rental	\$0	\$65	\$65	\$65	\$0
Academic Year Rental (Fall & Spring Semesters)	\$0	\$85	\$85	\$85	\$0
12-Month Rental (Fall, Spring, & Summer Semesters)	\$0	\$105	\$105	\$105	\$0
10-Week Summer Term	\$0	\$65	\$65	\$65	\$0
5-Week Summer Term	\$0	\$55	\$55	\$55	\$0
Safe Purchase	\$0	\$145	\$145	\$145	\$0

Fee Planning Schedule- Per Semester
Academic Year 2026-2027
Institution: Marshall University

	Rate Per Semester 2022-23	Rate Per Semester 2023-24	Rate Per Semester 2024-25	Rate Per Semester 2025-26	Rate Per Semester 2026-27	Increase (Decrease)
III. Room and Board Charges						
Twin Towers:						
Deluxe Single	\$3,871	\$3,871	\$3,987	\$4,087	\$4,188	\$101
Double Room	\$2,916	\$2,989	\$3,079	\$3,156	\$3,249	\$93
Buskirk:						
Deluxe Single	\$3,871	\$3,871	\$3,987	\$4,087	\$4,188	\$101
Double	\$2,916	\$2,989	\$3,079	\$3,156	\$3,249	\$93
Marshall Commons:						
Single Room Suite	\$4,218	\$4,218	\$4,345	\$4,454	\$4,564	\$110
Double Room Suite	\$3,399	\$3,501	\$3,606	\$3,714	\$3,823	\$109
First Year Residents Hall (Capstone)						
Double Room with Bath	\$3,668	\$3,778	\$3,892	\$4,009	\$4,130	\$121
Single with bath	\$5,990	\$5,990	\$5,990	\$6,170	\$6,170	\$0
Fairfield Landing - <u>monthly rates</u>						
Studio Unit	\$939	\$950	\$970	\$995	\$1,020	\$25
2 Bedroom Unit	\$1,398	\$1,425	\$1,450	\$1,485	\$1,520	\$35
One Bedroom in 2 Bedroom Unit	\$723	\$740	\$755	\$775	\$800	\$25
Summer Housing						
Single Room	\$1,210	\$1,210	\$1,246	\$1,283	\$1,314	\$31
Double Room	\$890	\$910	\$937	\$965	\$993	\$28
Early Arrival / Break Housing						
Single Room	\$40	\$40	\$40	\$40	\$40	\$0
Double Room	\$30	\$30	\$30	\$30	\$30	\$0
Off-Campus Overflow (Used only when needed)						
Single occupancy/per day	\$40	\$40	\$40	\$40	\$40	\$0
Double occupancy/per day	\$30	\$30	\$30	\$30	\$30	\$0
Meal Plans						
10 Meals per week + \$500 Flex with 10 bonus anytime meals	\$2,034	\$2,109	\$2,172	\$2,259	\$2,346	\$87
10 Meals per week + \$700 Flex with 20 bonus anytime meals	\$2,240	\$2,318	\$2,388	\$2,484	\$2,580	\$96
10 Meals per week + \$935 Flex	\$2,391	\$2,468	\$2,542	\$2,643	\$2,745	\$102
14 Meals per week + \$500 Flex with 10 bonus anytime meals	\$2,252	\$2,341	\$2,411	\$2,507	\$2,604	\$97
14 Meals per week + \$700 Flex with 20 bonus anytime meals	\$2,549	\$2,640	\$2,719	\$2,828	\$2,938	\$110
14 Meals per week + \$935 Flex	\$2,700	\$2,791	\$2,875	\$2,990	\$3,106	\$116
175 Meals per semester + 500 Flex (New FY23)	\$2,165	\$2,246	\$2,313	\$2,406	\$2,499	\$93
175 Meals per semester + 700 Flex (New FY23)	\$2,373	\$2,457	\$2,531	\$2,632	\$2,734	\$102
175 Meals per semester + 935 Flex (New FY23)	\$2,582	\$2,687	\$2,768	\$2,879	\$2,991	\$112
Commuter Meal Plans						
30 Meals + \$200 Flex Dollars	\$451	\$458	\$472	\$491	\$510	\$19
50 Meals + \$100 Flex Dollars	\$505	\$519	\$535	\$556	\$577	\$21
50 Meals + \$350 Flex Dollars	\$762	\$776	\$799	\$831	\$863	\$32
50 Meals + \$600 Flex Dollars	\$1,022	\$1,036	\$1,067	\$1,110	\$1,153	\$43
Summer - 19 Meals per week	\$648	\$680	\$700	\$742	\$771	\$29

**Fee Planning Schedule- Per Semester
Academic Year 2026-2027
Institution: Marshall University**

	Rate Per Semester/ Occurrence 2022-23	Rate Per Semester/ Occurrence 2023-24	Requested Rate Per Semester/ Occurrence 2024-25	Requested Rate Per Semester/ Occurrence 2026-2027	Semester/ Occurrence (Decrease)
II-A. Other Institutional Fees					
COE					
COE - Program for Individuals with Autism Spectrum Disorder	\$5,000.00	\$5,000.00	\$5,000.00	\$5,000.00	-
COE - Summer Program for Individuals with ASD	\$1,500.00	\$1,500.00	\$1,500.00	\$1,500.00	-
COE - Autism Employment Workshop, per participant	\$500.00	\$500.00	\$500.00	\$500.00	-
COE - Autism Specific Training and Consult - per hour	\$150.00	\$150.00	\$150.00	\$150.00	-
COE - Autism Mentor Training - per participant	\$250.00	\$250.00	\$250.00	\$250.00	-
COE - Autism Leadership Institute - per participant	\$500.00	\$500.00	\$500.00	\$500.00	-
COE - Autism Discovery Group - per semester	\$500.00	\$500.00	\$500.00	\$1,500.00	\$1,000
COE - Autism Behavioral & Psychological Evaluations - sliding scale	\$1,300.00	up to \$1,300.00	up to \$1,300.00	up to \$1,300.00	-
GSEPD - Summer Program (PreK - 12), per participant	\$100.00	\$100.00	\$100.00	\$100.00	-
GSPEP - Clinical Services, per visit	\$20.00	\$20.00	\$20.00	\$20.00	-
COLA					
Psychology Clinic Fees	\$20.00	\$20.00	\$20.00	\$20.00	-
Psychotherapy, couples & family therapy, each per visit Assessment	\$100.00	\$100.00	\$100.00	\$100.00	-
Computing Services					
CD/DVD Duplicating and Printing Service:					
Production runs < 100, each CD	\$1.50	\$1.50	\$1.50	\$1.50	-
Production runs < 100, each DVD	\$2.50	\$2.50	\$2.50	\$2.50	-
Printing or Duplicating:					
Laser Print 8.5" x 11" or 11" x 17" - black/white, per page	\$0.10	\$0.10	\$0.10	\$0.10	-
Laser Print 8.5" x 11" or 11" x 17" - full color, per page	\$0.20	\$0.20	\$0.20	\$0.20	-
Other Computing Service Charges:					
Charge for investigation, testimony, due process discovery and documentation of verified/convicted violation of policy or law - per person per hour	\$60.00	\$60.00	\$60.00	\$60.00	-
Charge for first offense Copyright infringement reconnection to the network involving less than 1 hour cumulative investigation time - per person per hour	\$50.00	\$50.00	\$50.00	\$50.00	-
Charge for second offense Copyright infringement reconnection to the network involving less than 1 hour cumulative investigation time - per person per hour	\$100.00	\$100.00	\$100.00	\$100.00	-
Assist with backup of customer data - per hour	\$50.00	\$50.00	\$50.00	\$50.00	-
Assessment Consultation & Installation of Network card, new Memory SIMM/DIMMs or additional Devices (Hard Drives, CD-R/RW,DVD, etc.) in existing supported computer - per hour	\$35.00	\$35.00	\$35.00	\$35.00	-
Virus Removal and Restoration If using non-standard image - per hour (one hour minimum)	\$35.00	\$35.00	\$35.00	\$35.00	-
Software Installation and Removal Assistance other than Supported image - per hour	\$35.00	\$35.00	\$35.00	\$35.00	-
Assistance with Desktop or Notebook Hardware Exceeding Initial Diagnosis in/out of warranty - per hour	\$35.00	\$35.00	\$35.00	\$35.00	-
File Backup/Restore due to other than equipment failure (includes network restore to V: drive, apps etc.) - per Hour	\$50.00	\$50.00	\$50.00	\$50.00	-
Network cable category 6 - 25 ft.	\$10.00	\$10.00	\$10.00	\$10.00	-
Network cable category 6 - 14 ft.	\$8.00	\$8.00	\$8.00	\$8.00	-

**Fee Planning Schedule- Per Semester
Academic Year 2026-2027
Institution: Marshall University**

	Rate Per Semester/ Occurrence 2022-23	Rate Per Semester/ Occurrence 2023-24	Requested Rate Per Semester/ Occurrence 2024-25	Requested Rate Per Semester/ Occurrence 2026-2027	Semester/ Occurrence (Decrease)
II-A. Other Institutional Fees					
H.E.L.P. Center					-
Tutoring Services (per semester at one hour per week)					-
Resident, per hour	\$450.00	\$450.00	\$450.00	\$450.00	-
Metro, per hour	\$500.00	\$500.00	\$500.00	\$500.00	-
Non-resident, per hour	\$650.00	\$650.00	\$650.00	\$650.00	-
Study Skills/Test-taking Strategies Workshop	\$250.00	\$250.00	\$250.00	\$250.00	-
International Programs					-
Student Arrival Fees, Htgn.	\$50.00	\$50.00	\$50.00	\$50.00	-
Student Arrival Fees, Chas.	\$150.00	\$150.00	\$150.00	\$150.00	-
LEAP	\$3,000.00	\$3,000.00	\$3,000.00	\$3,000.00	-
Library - Information Technology					-
Overdue Fines - book, per day	\$0.25	\$0.25	\$0.25	\$0.25	-
Overdue Fines - video/dvd/multimedia, per day	\$1.00	\$1.00	\$1.00	\$1.00	-
Overdue Fines - reserve item, per hour	\$1.00	\$1.00	\$1.00	\$1.00	-
Overdue Fines - each ILL item, per day	\$1.00	\$1.00	\$1.00	\$1.00	-
Overdue Fines - MAXIMUM for overdue item	\$20.00	\$20.00	\$20.00	\$20.00	-
Overdue Fines - MAXIMUM for ILL overdue item	\$50.00	\$50.00	\$50.00	\$50.00	-
Overdue Fines - Holds not returned by req. date, per day	\$2.00	\$2.00	\$2.00	\$2.00	-
Long Overdues (after 28 days) - replacement cost plus fee	Repl cost + 25.00	Repl cost + 25.00	Repl cost + 25.00	Repl cost + 25.00	-
Lost items - replacement cost plus fee	Repl cost + 25.00	Repl cost + 25.00	Repl cost + 25.00	Repl cost + 25.00	-
Damaged Items (was previously rebinding cost)	Replacement cost	Replacement cost	Replacement cost	Replacement cost	-
ILL Borrowing - photocopied materials, per page	\$0.10	\$0.10	\$0.10	\$0.10	-
ILL Borrowing - Rush document, Max request for patron based on patron type, charge per excess request	\$1.00	\$1.00	\$1.00	\$1.00	-
ILL Borrowing - Rush document, fee for items ordered but not picked up	\$10.00	\$10.00	\$10.00	\$10.00	-
ILL Borrowing - Rebinding damaged item	\$25.00	\$25.00	\$25.00	\$25.00	-
ILL Borrowing - Lost Item Processing Fee plus invoice charge for replacement	Replacement cost + 100.00	Replacement cost + 100.00	Replacement cost + 100.00	Replacement cost + 100.00	-
Fax - request fee in addition to standard applicable fee, per request	\$5.00	\$5.00	\$5.00	\$5.00	-
Rush - request fee in addition to standard applicable fee, per request	\$10.00	\$10.00	\$10.00	\$10.00	-
Non-Pickup Fee after date due for each loan	\$5.00	\$5.00	\$5.00	\$5.00	-
Non-Pickup Fee after 30 days from date due for each loan, per article	\$5.00	\$5.00	\$5.00	\$5.00	-
Special Collections - Research requests fee < 2 hours, per hour	\$25.00	\$25.00	\$25.00	\$25.00	-
Special Collections - Maximum Research Fee, per hour, if nothing found	\$25.00	\$25.00	\$25.00	\$25.00	-
Special Collections - Reproduction Fees, per page (library only)	\$0.25	\$0.25	\$0.25	\$0.25	-
Special Collections - Postage and handling, no more than 50 pages	\$5.00	\$5.00	\$5.00	\$5.00	-
Special Collections - Still Image, per image					-
Photographic print (black and white), 4 x 5	\$5.00	\$5.00	\$5.00	\$5.00	-
Photographic print (black and white), 5 x 7	\$10.00	\$10.00	\$10.00	\$10.00	-
Photographic print (black and white), 8 x 10	\$20.00	\$20.00	\$20.00	\$20.00	-
Digital Images (500 dpi or less)	\$5.00	\$5.00	\$5.00	\$5.00	-
Digital Images (600 dpi or less)	\$7.00	\$7.00	\$7.00	\$7.00	-
Images taken if patron does own scanning, per image	\$0.50	\$0.50	\$0.50	\$0.50	-
Moving Images - Transfer 16mm or video tape to DVD (\$5 per clip; \$20 minimum)	\$20.00	\$20.00	\$20.00	\$20.00	-
Moving Images - Duplicate existing digitized media to DVD (\$2.50 per clip; \$10 minimum)	\$10.00	\$10.00	\$10.00	\$10.00	-
Special Collections - Lab School Transcripts	\$10.00	\$10.00	\$10.00	\$10.00	-
Special Collections - Lab School Transcripts (per additional copy)	\$2.50	\$2.50	\$2.50	\$2.50	-

**Fee Planning Schedule- Per Semester
Academic Year 2026-2027
Institution: Marshall University**

	Rate Per Semester/ Occurrence 2022-23	Rate Per Semester/ Occurrence 2023-24	Requested Rate Per Semester/ Occurrence 2024-25	Requested Rate Per Semester/ Occurrence 2026-2027	Semester/ Occurrence (Decrease)
II-A. Other Institutional Fees					
Parking/Public Safety					
Parking - Evening Permits, per semester	\$55.00	\$55.00	\$55.00	\$55.00	-
Parking - Surface Lots, per semester	\$85.00	\$85.00	\$85.00	\$85.00	-
Parking - 3rd Avenue and Smith Hall Parking Facilities, per semester	\$135.00	\$135.00	\$135.00	\$135.00	-
Parking - 6th Avenue Parking Facility, per month	\$30.00	\$30.00	\$30.00	\$30.00	-
Parking - 6th Avenue Parking Facility, per hour	\$0.50	\$0.50	\$0.50	\$0.50	-
Parking - 6th Avenue Parking Facility, Lost Ticket Fee	\$10.00	\$10.00	\$10.00	\$10.00	-
Parking - Temporary					
Per Day	\$3.00	\$3.00	\$3.00	\$3.00	-
Per Week	\$15.00	\$15.00	\$15.00	\$15.00	-
Per Month	\$50.00	\$50.00	\$50.00	\$50.00	-
Parking Fines - Various					
Parking Fine - Handicapped Space (24 hr/per incident)	\$15.00	\$15.00	\$15.00	\$15.00	-
Parking Fine - Expired time on meter (7am -7pm/per incident)	\$5.00	\$5.00	\$5.00	\$5.00	-
Parking Meters - Corbly Hall, per hour	\$1.00	\$1.00	\$1.00	\$1.00	-
Parking Meters - Surface Lots, per hour	\$0.50	\$0.50	\$0.50	\$0.50	-
Parking - Replaced Permit	\$20.00	\$20.00	\$20.00	\$20.00	-
Public Safety - Fingerprinting, per occurrence	\$20.00	\$20.00	\$20.00	\$20.00	-
Public Safety - Incident Report copy, per report	\$20.00	\$20.00	\$20.00	\$20.00	-
Student Affairs					
AOD education, prevention and intervention classes - first offense	\$50.00	\$50.00	\$50.00	\$50.00	-
AOD education, prevention and intervention classes - 2nd offense	\$100.00	\$100.00	\$100.00	\$100.00	-
AOD education, prevention and intervention classes - 3rd offense	\$150.00	\$150.00	\$150.00	\$150.00	-
School of Medicine/School of Pharmacy/School of Physical Therapy/College of Health Professions					
Background Check	At Cost	At Cost	At Cost	At Cost	-
Student Health Insurance	At Cost	At Cost	At Cost	At Cost	-
Charges for reimbursement of expenses in complying with Freedom of Information Act requests:					
Print document cost - per page	\$0.50	\$0.50	\$0.50	\$0.50	-
Fax Transmission - per page	\$2.00	\$2.00	\$2.00	\$2.00	-
Postage - 1st Class USPS Mail	At Cost	At Cost	At Cost	At Cost	-
Electronic document cost - per page	\$1.00	\$1.00	\$1.00	\$1.00	-
Create CD for transmission of electronic documents (includes 1st Class USPS Mail) - per CD	\$10.00	\$10.00	\$10.00	\$10.00	-
Fairfeild Landing - short stay charges					
Short term 3-6 month lease - Additional charge per month	\$50.00	\$50.00	\$50.00	\$50.00	-
Short term 1 month lease - Additional charge per month	\$100.00	\$100.00	\$100.00	\$100.00	-
Short term 2 month lease - Additional charge per month	\$75.00	\$75.00	\$75.00	\$75.00	-
Studio short stay for student recruitment / per night	\$80.00	\$80.00	\$80.00	\$80.00	-
2 bedroom short stay for student recruitment / per night	\$125.00	\$125.00	\$125.00	\$125.00	-
Studio short stay / per night	\$85.00	\$85.00	\$85.00	\$85.00	-
Studio short stay / per week	\$447.00	\$447.00	\$447.00	\$447.00	-
2 bedroom short stay / per night	\$130.00	\$130.00	\$130.00	\$130.00	-
2 bedroom short stay / per week	\$690.00	\$690.00	\$690.00	\$690.00	-

**Marshall University Board of Governors
Meeting of April 8, 2026**

ITEM: Authorization of Reallocation of Funds from the State Institutions of Higher Education Deferred Maintenance Grant Program

COMMITTEE: Finance, Audit and Facilities Planning Committee

RECOMMENDED ACTION: *Resolved*, that the Finance, Audit and Facilities Planning Committee hereby recommends that the Marshall University Board of Governors authorize reallocation of funds from the State Institutions of Higher Education Deferred Maintenance Grant program for projects described below.

STAFF MEMBER: Brandi Jacobs-Jones
Senior Vice President for Operations

BACKGROUND:

In June 2023, the Board of Governors approved the submission of thirty-one (31) deferred maintenance projects under the State Institutions of Higher Education Deferred Maintenance Grant program.

Some of Marshall's projects came in under budget; therefore, staff now seeks authorization to reallocate funding for projects, as follows:

- Reallocation of \$20,000 from Science Building Air Handler Units (WVHEPC-024) and \$40,000 from Holderby Hall Demolition (WVHEPC-M-014), a total of **\$60,000** to Campus Building Fire Alarm System Upgrades (WVHEPC-M-002 for improvements to the Mid-Ohio Valley Center (MOVC) and the Chemical Storage Building on main campus.
- Reallocation of \$121,000 from Chiller Replacement (WVHEPC-M-004) and \$4,000 from Building Roof Replacement (WVHEPC-M-025), a total of **\$125,000** for Elevator Modernization (WVHEPC-M-003R) additional expenses to address repairs beyond initial scope.
- Reallocation of **\$80,000** from Building Roof Replacement (WVHEPC-M-0025) for Smith Hall/Henderson Center Concreate Work (WVHEPC-M-013) for replacement of exterior stairs and handrails for the Henderson Center.
- Reallocation of **\$140,250** from Science Building Air Handler Units (WVHEPC-M-024) to Fine Arts Renovations (WVHEPC-M-009) for the replacement of interior doors.

By authorizing this request, Marshall will be able to use and transfer funds from deferred maintenance projects that finished under budget, as well as reduce budgets for other projects, in order to finance outstanding repairs and ensure the scope of work is completed satisfactorily.

See attachments for supporting documentation.

**RESOLUTION AUTHORIZING APPLICATION FOR THE
STATE INSTITUTIONS OF HIGHER EDUCATION
DEFERRED MAINTENANCE GRANT**

IN THE MATTER OF AUTHORIZING Marshall University TO APPLY FOR A STATE INSTITUTIONS OF HIGHER EDUCATION DEFERRED MAINTENANCE GRANT FROM THE WEST VIRGINIA GOVERNOR'S OFFICE FOR DEFERRED MAINTENANCE AT Marshall University AND DELEGATING AUTHORITY TO THE PRESIDENT TO SIGN THE APPLICATION.

WHEREAS the West Virginia Governor's Office is accepting applications for the State Institutions of Higher Education Deferred Maintenance Grant; and

WHEREAS Marshall University desires to continue participation in this grant program as a means of providing needed maintenance to Marshall University campus facilities; and

WHEREAS, Board of Governors and Institutional Leadership have identified deferred maintenance improvements at Marshall University as a high priority need; and

WHEREAS the highest priority need identified includes the reallocation of funds for the following projects:

- Reallocation of \$20,000 from Science Building Air Handler Units (WVHEPC-024) and \$40,000 from Holderby Hall Demolition (WVHEPC-M-014), a total of \$60,000 to Campus Building Fire Alarm System Upgrades (WVHEPC-M-002 for improvements to the Mid-Ohio Valley Center (MOVC) and the Chemical Storage Building on main campus.
- Reallocation of \$121,000 from Chiller Replacement (WVHEPC-M-004) and \$4,000 from Building Roof Replacement (WVHEPC-M-025), a total of \$125,000 for Elevator Modernization (WVHEPC-M-003R) additional expenses to address repairs beyond initial scope.
- Reallocation of \$80,000 from Building Roof Replacement (WVHEPC-M-0025) for Smith Hall/Henderson Center Concrete Work (WVHEPC-M-013) for replacement of exterior stairs and handrails for the Henderson Center.
- Reallocation of \$140,250 from Science Building Air Handler Units (WVHEPC-M-024) to Fine Arts Renovations (WVHEPC-M-009) for the replacement of interior doors.

NOW, THEREFORE, BE RESOLVED BY THE BOARD OF GOVERNORS OF Marshall University AS FOLLOWS:

The Board of Governors demonstrates its support for the submittal of the grant application for the State Institutions of Higher Education Deferred Maintenance Grant for this project by Marshall University: and

The Board of Governors demonstrates its support to prioritize this project as the highest priority with regard to deferred maintenance at Marshall University: and

The Board of Governors authorizes its President to execute the application for the State Institutions of Higher Education Deferred Maintenance Grant and any other documentation necessary to effectuate submittal of the grant application.

This Resolution shall be effective following its adoption by the Board of Governors.

Passed by the Board of Governors this 8th of April 2026.

ATTEST:

Signature, Board of Governors Authorized Official

Printed Name Title

DMGA 2024-2025
Request for Additional Funding

Institution: Marshall University Date: March 6, 2026

Project Name: Campus Buildings Fire Alarm System Upgrades

HEPC #/Grant #: WVHEPC-M-002/ GRNT 2400001302

Project Funding distributions

Initial request 25%

2nd request 25%

3rd request 25%

4th request 15%

Final request 10% - must include pictures of the project throughout construction.

Special funding requests

Request for additional funding above specified distributions – must include justification that demonstrates the need for a larger distribution.

Budget increase – must include justification for additional money to be added to the budget.

Distribution request (Check all that apply)

Initial _____ 2nd _____ 3rd _____ 4th _____ Final _____

Special request

Distribution increase _____ Budget increase x Other _____

Funding

Amount received: \$362,500

Current amount being requested: \$60,000

Project Update

Percent Project Complete 90%
 (25%, 50%, 75% or 90%)

Progress Report Enclosed (Y/N) N

Progress reports must include benchmarks completed, photographs and a complete accounting of grant funds expended to be submitted to State Auditor’s Office

Benchmarks described (Y/N)

Photos enclosed (Y/N)

HEPC Invoice Enclosed (Y/N)

Comments

A fund transfer is requested for the Campus Buildings Fire Alarm System Upgrades project due to the additional work needed on other building alarm systems. The existing alarm panels at Mid Ohio Valley Center (MOVC) and the Chemical Storage Building on main campus are significantly outdated, and replacement parts are no longer available.

At MOVC, at least one area of the building has a failed sensor that is offline. This condition reduces the effectiveness of the alarm system and could potentially place building occupants at risk.

This is a formal request to allow Marshall to use and transfer funding from those Deferred Maintenance projects that came in under budget to the Campus Buildings Fire Alarm System Upgrades project to cover this additional cost.

HEPC Project Number	WVOASIS Grant Number	Project Name	Original Budget	Pending Other Transfer Requests	Transfer To	Transfer From	New Budget
WVHEPC-M-002	GRNT 2400001302	Campus Buildings Fire Alarm System Upgrades	362,500	-	60,000	-	422,500
WVHEPC-M-024	GRNT 2400001319	Science Building Air Handler Units	1,260,630	(199,550)		(20,000)	1,041,080
WVHEPC-M-014	GRNT 2400001314	Holderby Hall Demolition	1,585,500			(40,000)	1,545,500

Project Contact name: _____ Date: _____

Confirmation that the information contained within this request is true, accurate and that the work and benchmarks completed, to date, were performed in a workmanlike manner and satisfactory is evident by your signature below.

Signature of Authorized Organization – Representative Verifying Accuracy of Information

_____ Signature	_____ Date
_____ Printed Name	_____ Title

Signature of Authorized WVHEPC Representative

_____ Signature	_____ Date
_____ Printed Name	_____ Title

Signature of Authorized Governor’s Office Representative

_____ Signature	_____ Date
_____ Printed Name	_____ Title

Signature of WVHEPC Director of Facilities and Sustainability

Signature

Date

Printed Name

Title

Signature of Finance and Facilities Vice Chancellor/Grants Administrator

Signature

Date

Printed Name

Title

DMGA 2024-2025
Request for Additional Funding

Institution: Marshall University Date: March 6, 2026

Project Name: Elevator Modernization HEPC #/Grant #: WVHEPC-M-003R/ GRNT 2400001303

Project Funding distributions

Initial request 25%

2nd request 25%

3rd request 25%

4th request 15%

Final request 10% - must include pictures of the project throughout construction.

Special funding requests

Request for additional funding above specified distributions – must include justification that demonstrates the need for a larger distribution.

Budget increase – must include justification for additional money to be added to the budget.

Distribution request (Check all that apply)

Initial _____ 2nd _____ 3rd _____ 4th _____ Final _____

Special request

Distribution increase _____ Budget increase X Other _____

Funding

Amount received: \$1,084,528 Current amount being requested: \$125,000

Project Update

Percent Project Complete 75%

(25%, 50%, 75% or 90%)

Progress Report Enclosed (Y/N) N

Progress reports must include benchmarks completed, photographs and a complete accounting of grant funds expended to be submitted to State Auditor’s Office

Benchmarks described (Y/N) _____

Photos enclosed (Y/N) _____

HEPC Invoice Enclosed (Y/N) _____

Comments

A fund transfer is requested for the Elevator Modernization project due to several unforeseen conditions uncovered during phases of work. The age of the existing elevators, coupled with the upgrades needed for the wiring and electrical infrastructure, has necessitated repairs beyond what was included in the initial scope. Additionally, the pits were found to require new sump pumps to meet current safety and operational standards. These unexpected issues have increased overall project costs, making supplemental funding essential to ensure safe, reliable, and compliant elevator operation moving forward.

This is a formal request to allow Marshall to use and transfer funding from those Deferred Maintenance projects that came in under budget to the Elevator Modernization project to cover this additional cost.

HEPC Project Number	WVOASIS Grant Number	Project Name	Original Budget	Pending Other Transfer Requests	Transfer To	Transfer From	New Budget
WVHEPC-M-003R	GRNT 2400001303	Elevator Modernization	1,084,528	-	125,000	-	1,209,528
WVHEPC-M-04	GRNT 2400001304	Chiller Replacement	3,259,400			(121,000)	3,138,400
WVHEPC-M-025	GRNT 2400001320	Building Roof Replacement	2,271,110	(80,000)		(4,000)	2,187,110

Project Contact name: _____ Date: _____

Confirmation that the information contained within this request is true, accurate and that the work and benchmarks completed, to date, were performed in a workmanlike manner and satisfactory is evident by your signature below.

Signature of Authorized Organization – Representative Verifying Accuracy of Information

_____ Signature	_____ Date
_____ Printed Name	_____ Title

Signature of Authorized WVHEPC Representative

_____ Signature	_____ Date
_____ Printed Name	_____ Title

Signature of Authorized Governor’s Office Representative

_____ Signature	_____ Date
_____ Printed Name	_____ Title

Signature of WVHEPC Director of Facilities and Sustainability

Signature

Date

Printed Name

Title

Signature of Finance and Facilities Vice Chancellor/Grants Administrator

Signature

Date

Printed Name

Title

DMGA 2024-2025
Request for Additional Funding

Institution: Marshall University Date: March 6, 2026

Project Name: Smith Hall/Henderson Center Concrete Work

HEPC #/Grant #: WVHEPC-M-013/ GRNT 2400001313

Project Funding distributions

Initial request 25%

2nd request 25%

3rd request 25%

4th request 15%

Final request 10% - must include pictures of the project throughout construction.

Special funding requests

Request for additional funding above specified distributions – must include justification that demonstrates the need for a larger distribution.

Budget increase – must include justification for additional money to be added to the budget.

Distribution request (Check all that apply)

Initial _____ 2nd _____ 3rd _____ 4th _____ Final _____

Special request

Distribution increase _____ Budget increase X Other _____

Funding

Amount received: \$366,738 Current amount being requested: \$80,000

Project Update

Percent Project Complete 75%

(25%, 50%, 75% or 90%)

Progress Report Enclosed (Y/N) N

Progress reports must include benchmarks completed, photographs and a complete accounting of grant funds expended to be submitted to State Auditor’s Office

Benchmarks described (Y/N) _____

Photos enclosed (Y/N) _____

HEPC Invoice Enclosed (Y/N) _____

Comment

A fund transfer is requested for the Smith Hall/Henderson Center Concrete Work project due to additional costs incurred. In April 2025, a portion of the Henderson Center’s exterior steps were closed due to deterioration and safety concerns. An engineering study was performed to evaluate the area for necessary repairs. It was determined the structure is sound. The short-term plan is to replace the steps and handrails, making them functional and safe. A long-term plan is being discussed to possibly cover the area and mitigate damage from weather and products used for snow and ice removal.

This is a formal request to allow Marshall to use and transfer funding from those Deferred Maintenance projects that came in under budget to the Smith Hall/Henderson Center Concrete Work project to cover this additional cost.

HEPC Project Number	WVOASIS Grant Number	Project Name	Original Budget	Pending Other Transfer Requests	Transfer To	Transfer From	New Budget
WVHEPC-M-013	GRNT 2400001313	Smith Hall/Henderson Center Concrete Work	366,738	-	80,000	-	446,738
WVHEPC-M-025	GRNT 2400001320	Building Roof Replacement	2,271,110	(4,000)		(80,000)	2,187,110

Project Contact name: _____ Date: _____

Confirmation that the information contained within this request is true, accurate and that the work and benchmarks completed, to date, were performed in a workmanlike manner and satisfactory is evident by your signature below.

Signature of Authorized Organization – Representative Verifying Accuracy of Information

_____ Signature	_____ Date
_____ Printed Name	_____ Title

Signature of Authorized WVHEPC Representative

_____ Signature	_____ Date
_____ Printed Name	_____ Title

Signature of Authorized Governor’s Office Representative

_____ Signature	_____ Date
_____ Printed Name	_____ Title

Signature of WVHEPC Director of Facilities and Sustainability

Signature

Date

Printed Name

Title

Signature of Finance and Facilities Vice Chancellor/Grants Administrator

Signature

Date

Printed Name

Title

DMGA 2024-2025
Request for Additional Funding

Institution: Marshall University Date: March 17, 2026

Project Name: Fine Arts Renovations HEPC #/Grant #: WVHEPC-M-009/GRNT 2400001309

Project Funding distributions

Initial request 25%

2nd request 25%

3rd request 25%

4th request 15%

Final request 10% - must include pictures of the project throughout construction.

Special funding requests

Request for additional funding above specified distributions – must include justification that demonstrates the need for a larger distribution.

Budget increase – must include justification for additional money to be added to the budget.

Distribution request (Check all that apply)

Initial _____ 2nd _____ 3rd _____ 4th _____ Final _____

Special request

Distribution increase _____ Budget increase X _____

Funding

Amount Received: \$ 2,528,500 Current amount being requested: \$140,250

Project Update

Percent Project Complete _____ 90% _____

(25%, 50%, 75% or 90%)

Progress Report Enclosed (Y/N) _____ N _____

Progress reports must include benchmarks completed, photographs and a complete accounting of grant funds expended to be submitted to State Auditor’s Office

Benchmarks described (Y/N) _____

Photos enclosed (Y/N) _____

HEPC Invoice Enclosed (Y/N) _____

Comments

A fund transfer is requested for the Fine Arts Renovation Project due to additional work needed. The interior doors in the Fine Arts Building are original to the facility, which was constructed in 1991. These doors provide access to the playhouse and are frequently used during events and performances. Due to years of heavy use and incidents of vandalism, the doors have become increasingly difficult to properly lock and secure. Replacing the doors will improve building security and complement the recent renovations completed in this area.

This is a formal request to allow Marshall to use and transfer funding from those Deferred Maintenance projects that came in under budget to the Fine Arts Renovations project to cover this additional cost.

HEPC Project Number	WVOASIS Grant Number	Project Name	Original Budget	Pending Other Transfer Requests	Transfer To	Transfer From	New Budget
WVHEPC-M-009	GRNT 2400001309	Fine Arts Renovations	2,528,500		140,250		2,668,750
WVHEPC-M-024	GRNT 2400001319	Science Building Air Handler Units	1,260,630	(20,000)		(140,250)	1,100,380

Project Contact name: Brandi Jacobs-Jones

Date: 3/19/26

Confirmation that the information contained within this request is true, accurate and that the work and benchmarks completed, to date, were performed in a workmanlike manner and satisfactory is evident by your signature below.

Signature of Authorized Organization – Representative Verifying Accuracy of Information

Signature

Date

Printed Name

Title

Signature of Authorized WVHEPC Representative

Signature

Date

Printed Name

Title

Signature of Authorized Governor’s Office Representative

Signature

Date

Printed Name

Title

Signature of WVHEPC Director of Facilities and Sustainability

Signature

Date

Printed Name

Title

**Marshall University Board of Governors
Meeting of April 8, 2026**

ITEM: Approval of Purchase of Property Located in the Huntington Gideon District, Previously the Site of ACF Industry

COMMITTEE: Finance, Audit and Facilities Planning Committee

RECOMMENDED ACTION: *Resolved*, that the Finance, Audit and Facilities Planning Committee hereby recommends that the Marshall University Board of Governors approve the purchase of property located in the Huntington Gideon District, previously the site of ACF Industry.

STAFF MEMBER:
H. Toney Stroud
Chief Legal Officer / Vice President for Strategic Initiatives and Corporate Relations

BACKGROUND:

Marshall University wishes to purchase 1.73 acres located in the Huntington Gideon District, which was previously known as the ACF Property and is currently known as the Foundry. Huntington Municipal Development Authority (HMDA) is the seller of the property.

This property would be used to house the new Marshall Advanced Manufacturing Center (MAMC). The building on 3rd Avenue, known colloquially as the "sawtooth roof building," was built in 1949 to serve as ACF Industry's machine shop for its Huntington location.

The new facility will allow the Center to double the capacity of its welding program from 35 to 70 at one time. The Center will also bring a robotics and aerospace welding program with the additional space. The Center trains about 700 people annually.

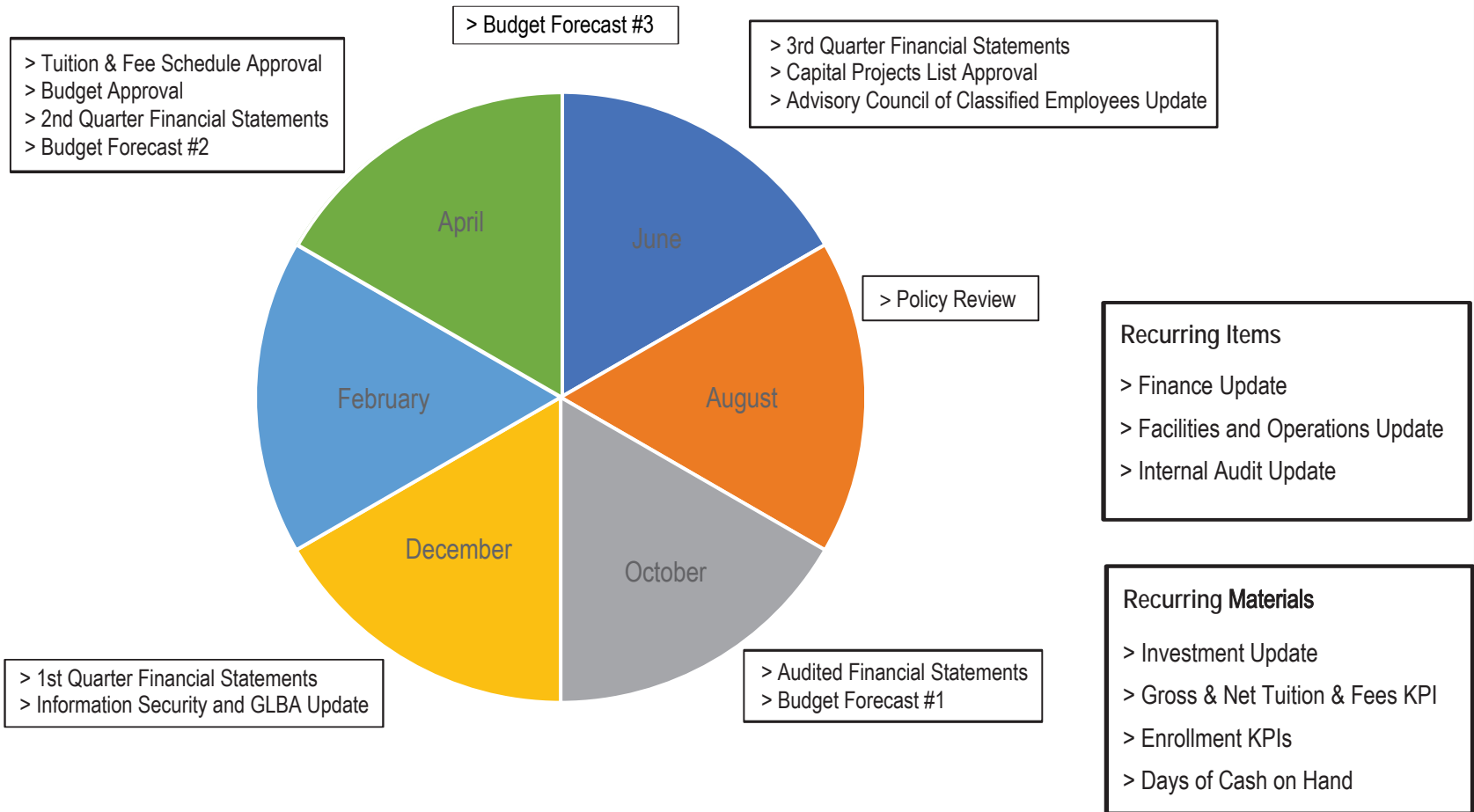
The purchase price of the property would be \$500,000. **The purchase would be expressly contingent on Marshall securing the grant funding to make this purchase.**

See attached photo.



Annual Activity Calendar

Finance, Audit and Facilities Planning Committee





Marshall University

Accelerating Individual Success, Innovative Ideas and Economic Impact

April 8, 2026

*Board of Governors Meeting
Facilities and Operations Update*



Enduring Financial **PRINCIPLES**

1. Grow STUDENTS, Not Fees.

- ✓ Minimize tuition and fee increases.
- ✓ Institutional success is measured by our accessibility, affordability and lifetime value for the students we serve.

2. Invest in our TEAM.

- ✓ Align employee compensation with market.
- ✓ Incentivize for performance and living the Marshall University Creed.

3. Take Care of the HOUSE.

- ✓ Investments in facilities are essential to the university mission.
- ✓ Invest in innovative technologies to meet modern challenges.

4. Manage our Strategic RESOURCES.

- ✓ Build key reserves for fiscal and operational resiliency.
- ✓ Invest available resources to new market-driven opportunities.

Take Care of the House

PROJECT UPDATES

HEPC Project Number	Project Name	Projected timeline	Status
WVHEPC-M-001	Electrical Sys Upgrades-Emergency Generators/Safety - Phase I	February 2024 to April 2026	
	Emergency Generators/Safety - Phase I-Public Safety	April 2026	Delayed - The generator relocation project is in the design phase with Nitro Construction awarded the contract, pending equipment procurement and gas line coordination, aiming for final completion by April 27
	Emergency Generators/Safety - Phase I-Drinko Library		Project complete, awaiting final paperwork
	Emergency Generators/Safety - Phase I-Prichard Hall		Project complete, awaiting final paperwork
WVHEPC-M-002	Campus Buildings Fire Alarm System Upgrades	February 2024 to January 2026	
	Corbly Hall		Project Completed
	Morrow Library		Delayed - 95% Complete
	Myers Hall		Project Completed
	Prichard Hall		Project Completed
	Smith		Project Completed
	Sorrell		Project Completed
WVHEPC-M-003R	Elevator Modernization	February 2024 to March 2026	
	Elevator Modernization-Corbly Hall		Delayed - Inspection conducted on Dec. 22, 2025 - additional work required involving, HVAC in machine room, fire alarm work installed and pre-tested. Next inspection anticipated March 15, 2026.
	Elevator Modernization-Harris Hall		On Schedule - Additional vendor brought on site to address pit grease clean-up.
	Elevator Modernization-Science Building		Delayed - Otis experienced factory delays, equipment has arrived, awaiting company project manager to return to complete the elevator.

Take Care of the House

PROJECT UPDATES

WHEPC-M-04	Chiller Replacement	January 2024 to August 1, 2025	
	Smith Hall Chiller Replacement		Project complete, awaiting final paperwork
	Drinko Library Chiller Replacement		Project complete, awaiting final paperwork
WHEPC-M-005	Laidley Hall Demolition	February 2024 to May 2024	Project Completed
WHEPC-M-007	Henderson Center E Level Sanitary Pipe Replacement	February 2024 to June 2026	Work ongoing, WB Fosson approved to finish work, materials ordered. Delay in completion caused by pricing and material delivery dates.
WHEPC-M-008	South Charleston Roof Replacement (Both Buildings)	February 2024 to November 2025	
	South Charleston Roof Replacement-Academic		Project Completed
	South Charleston Roof Replacement-Administration		Project Completed
WHEPC-M-009	Fine Arts Renovations	February 2024 to December 2025	Project complete, awaiting final paperwork
WHEPC-M-010	Morrow Library ADA Upgrades	February 2024 to June 2026	Delayed - Exterior ramp brick and top cap 99% complete, waiting for weather to clear to complete. Electrical contractor is rerouting power supply to new elevator; awaiting April equipment delivery and install of new wheelchair lift.
WHEPC-M-011	Smith Hall Classroom Locks	May 2024 to December 2025	Project Completed
	Fine Arts Locks	May 2024 to January 2025	Project Completed
WHEPC-M-012	Erma Ora Byrd Floor Renovations	March 2024 to March 2025	Project Completed
WHEPC-M-013	Smith Hall Concrete Work (Exterior ADA Ramp)	May 2024 to April 2025	Project complete, awaiting final paperwork
	Henderson Center Concrete Work	May 2024 to April 2026	Received A&E report on concrete slab requiring replacement; assessing financially viable solutions.

Take Care of the House

PROJECT UPDATES

WWHEPC-M-014	Holderby Hall Demolition	February 2024 to November 2025	Project complete, awaiting final paperwork
WWHEPC-M-015	Memorial Student Center Restroom Repairs & Renovations	February 2024 to November 2025	Project complete, awaiting final paperwork
WWHEPC-M-016	Stormwater Improvements Phase I	February 2024 to March 2026	On Schedule - Finishing punch list
WWHEPC-M-017	MRI Building HVAC Replacement	January 2024 to March 2025	Project complete, awaiting final paperwork
WWHEPC-M-019	Classroom Repair/Renewal Campus-wide Phase I	February 2024 to November 2025	Project complete, awaiting final paperwork
	Restroom Repair/Renewal Campus-wide Phase I	March 2024 to March 2025	Project Completed
WWHEPC-M-023	Old Main Structure Repairs - Phase I	January 2024 to November 2025	Project complete awaiting final paperwork
WWHEPC-M-024	Science Building Air Handler Units	January 2024 to December 2025	Project complete, awaiting final paperwork
WWHEPC-M-025	Drinko Library/ Gullickson Hall Roof Replacement	March 2024 to February 2026	Drinko - complete; Gullickson Hall - complete, awaiting final paperwork
WWHEPC-M-026	Student/Band Bleacher Replacement	March 2024 to March 2025	Project Completed

MU Internal Audit BOG Informational Report April 8, 2026

1 ACTIVITY SINCE THE LAST MEETING

- A. Advisory Services – Discussion with MU Foundation on proper entity for processing Student Club Activities.
- B. Audit Projects – Updated detail code report to MU Financial Reporting.
- C. Other – No significant Whistleblower Hotline activity for this reporting period.

2 PLANNED ACTIVITIES BEFORE THE NEXT MEETING

- A. Monitoring of Whistleblower Hotline.
- B. Begin Year-End data gathering and schedule preparation activities.
- C. Adhere to planned activities in the approved Audit Plan and Continued Monitoring of other Institutional Activities.

3 PROFESSIONAL DEVELOPMENT ACTIVITIES

- A. ACUA – Fraud Risk Fundamentals.