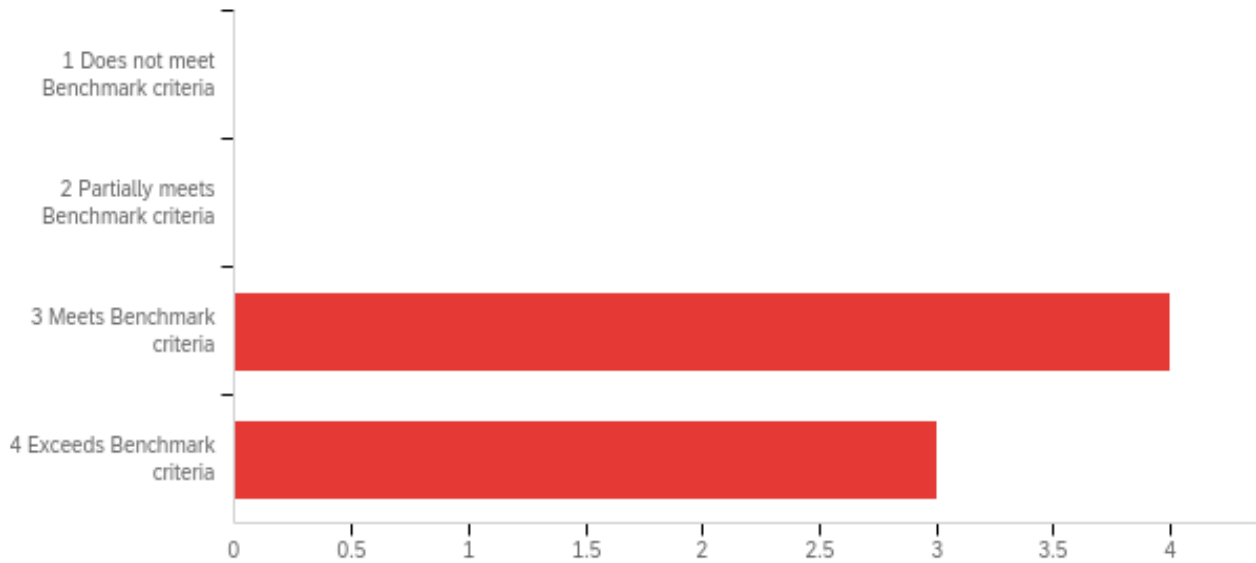


# Default Report

Literacy First-Year Graduate Employer Survey - Spring 2021

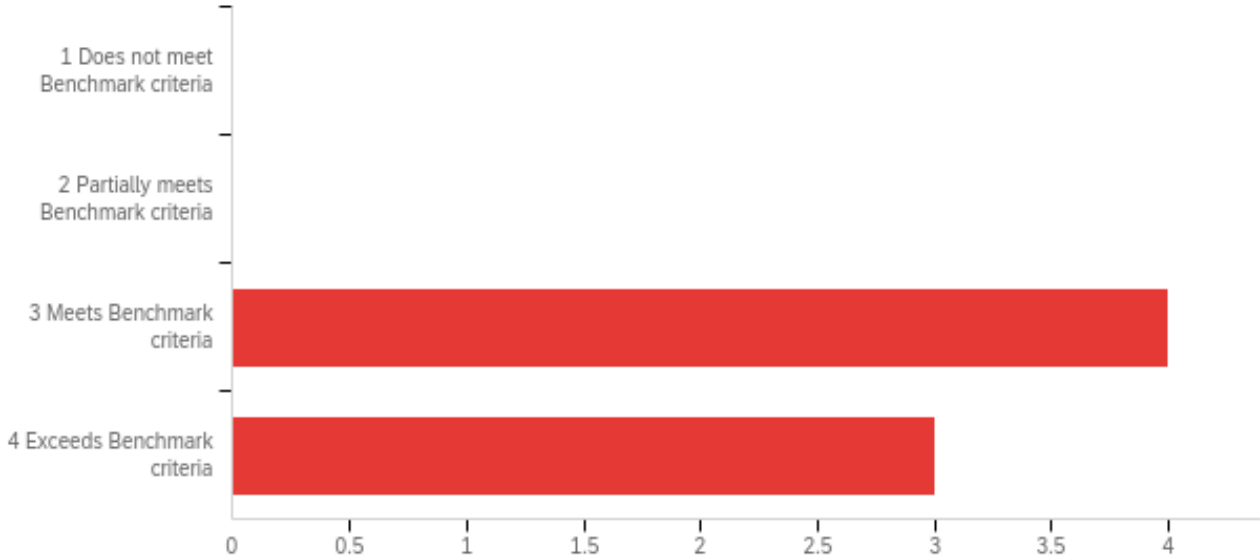
July 27th 2022, 11:31 am EDT

## Q23 - Graduate understood and influenced local, state, or national policy decisions.



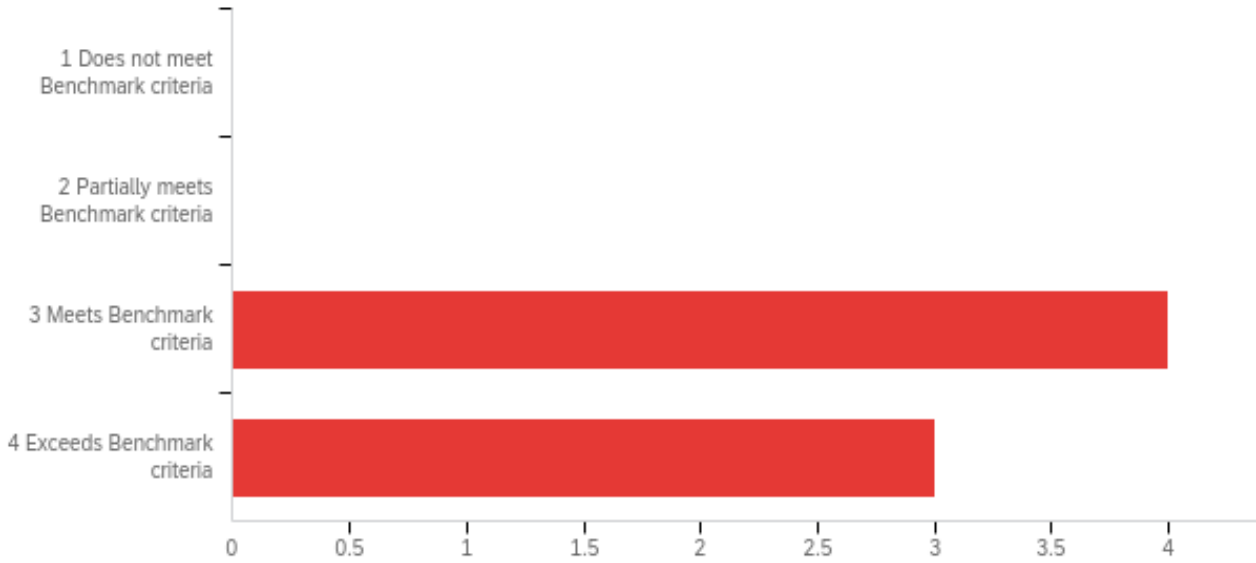
#	Answer	%	Count
1	1 Does not meet Benchmark criteria	0.00%	0
2	2 Partially meets Benchmark criteria	0.00%	0
3	3 Meets Benchmark criteria	57.14%	4
4	4 Exceeds Benchmark criteria	42.86%	3
	Total	100%	7

**Q23 - Graduate understood and influenced local, state, or national policy decisions.**



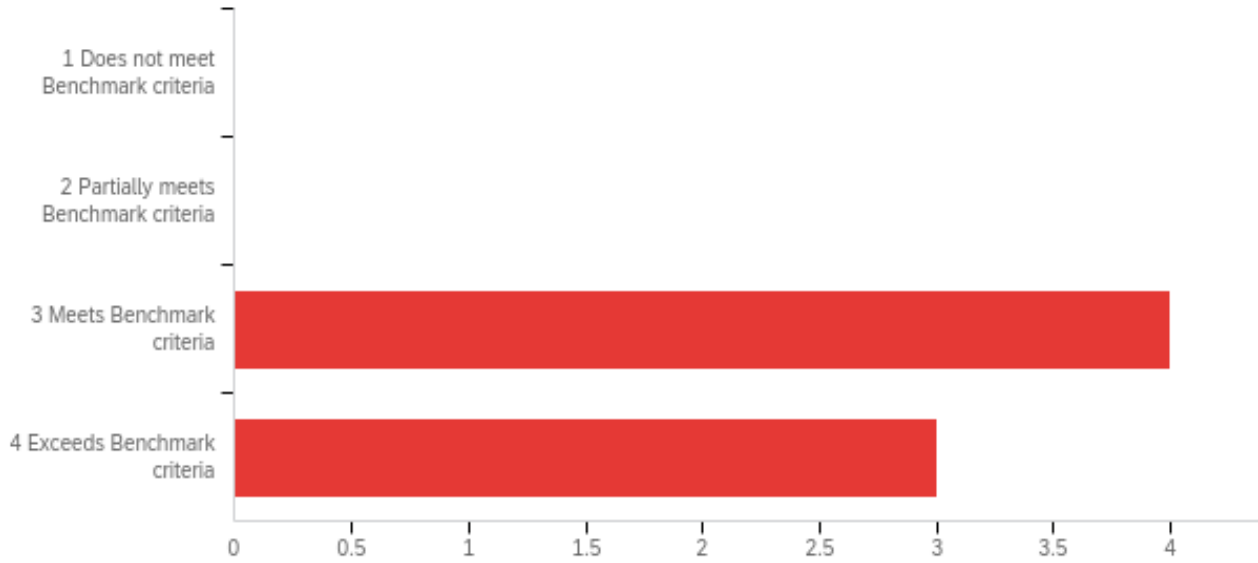
#	Answer	%	Count
1	1 Does not meet Benchmark criteria	0.00%	0
2	2 Partially meets Benchmark criteria	0.00%	0
3	3 Meets Benchmark criteria	57.14%	4
4	4 Exceeds Benchmark criteria	42.86%	3
	Total	100%	7

**Q23 - Graduate understood and influenced local, state, or national policy decisions.**



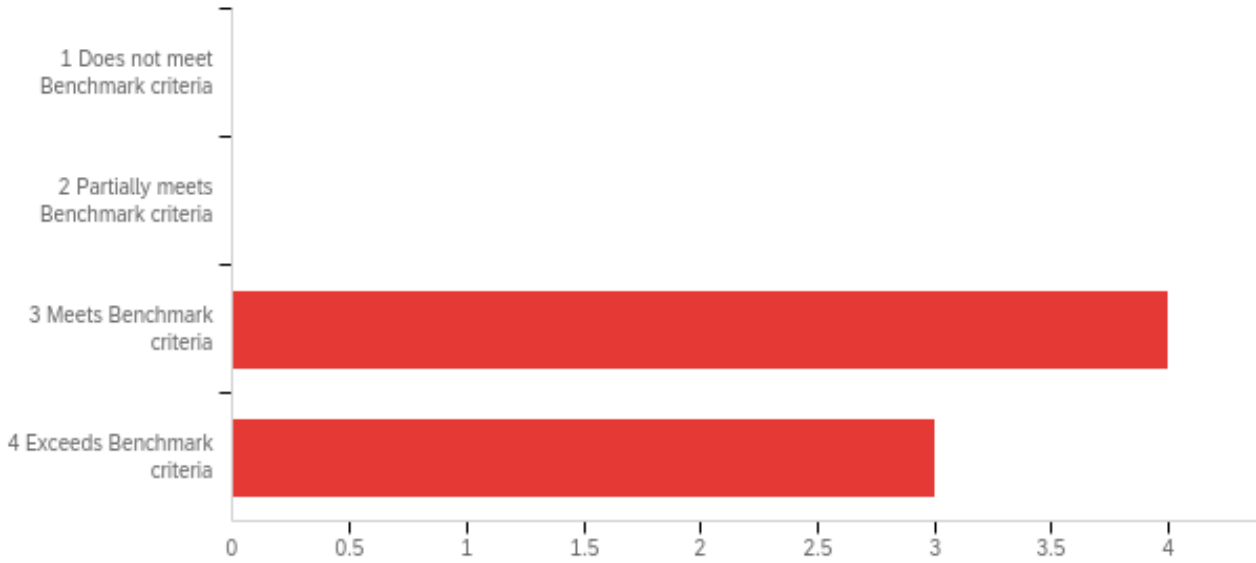
#	Answer	%	Count
1	1 Does not meet Benchmark criteria	0.00%	0
2	2 Partially meets Benchmark criteria	0.00%	0
3	3 Meets Benchmark criteria	57.14%	4
4	4 Exceeds Benchmark criteria	42.86%	3
	Total	100%	7

**Q23 - Graduate understood and influenced local, state, or national policy decisions.**



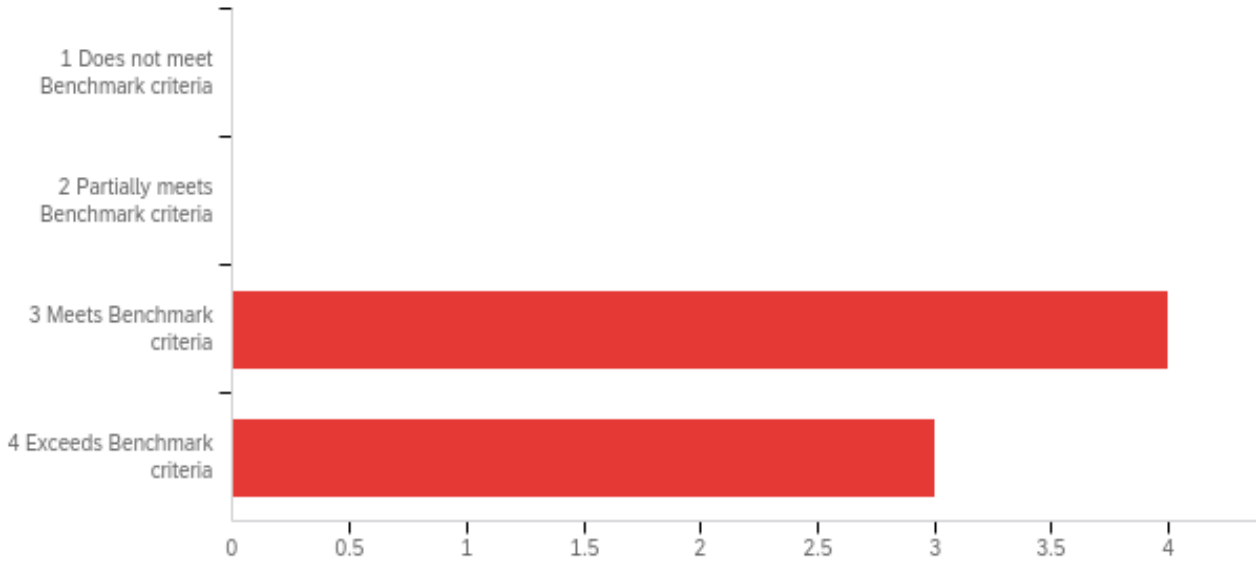
#	Answer	%	Count
1	1 Does not meet Benchmark criteria	0.00%	0
2	2 Partially meets Benchmark criteria	0.00%	0
3	3 Meets Benchmark criteria	57.14%	4
4	4 Exceeds Benchmark criteria	42.86%	3
	Total	100%	7

**Q23 - Graduate understood and influenced local, state, or national policy decisions.**



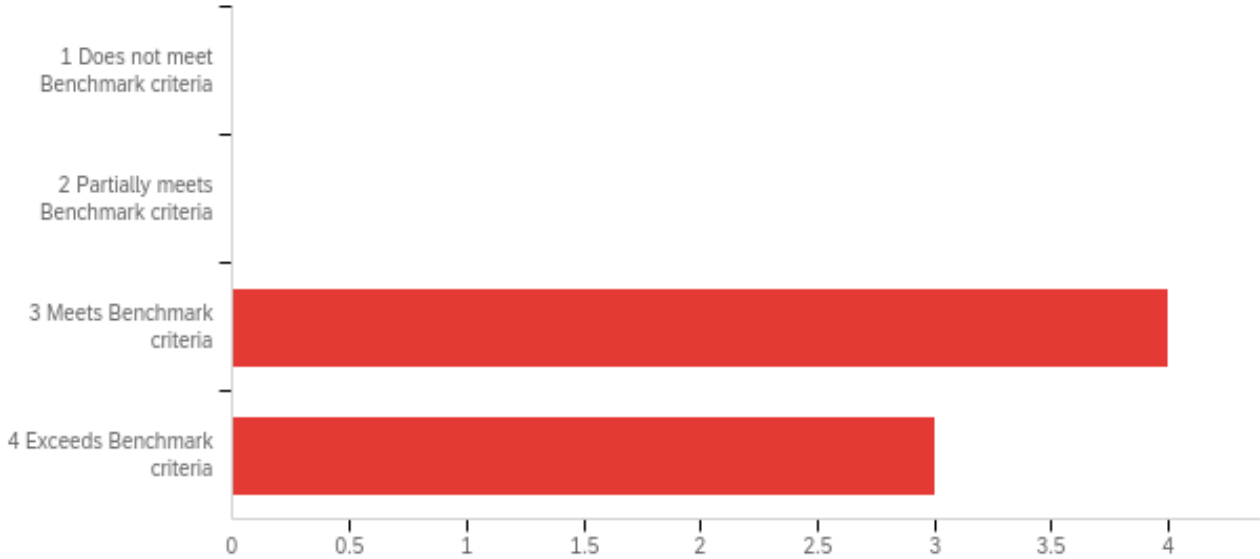
#	Answer	%	Count
1	1 Does not meet Benchmark criteria	0.00%	0
2	2 Partially meets Benchmark criteria	0.00%	0
3	3 Meets Benchmark criteria	57.14%	4
4	4 Exceeds Benchmark criteria	42.86%	3
	Total	100%	7

**Q23 - Graduate understood and influenced local, state, or national policy decisions.**



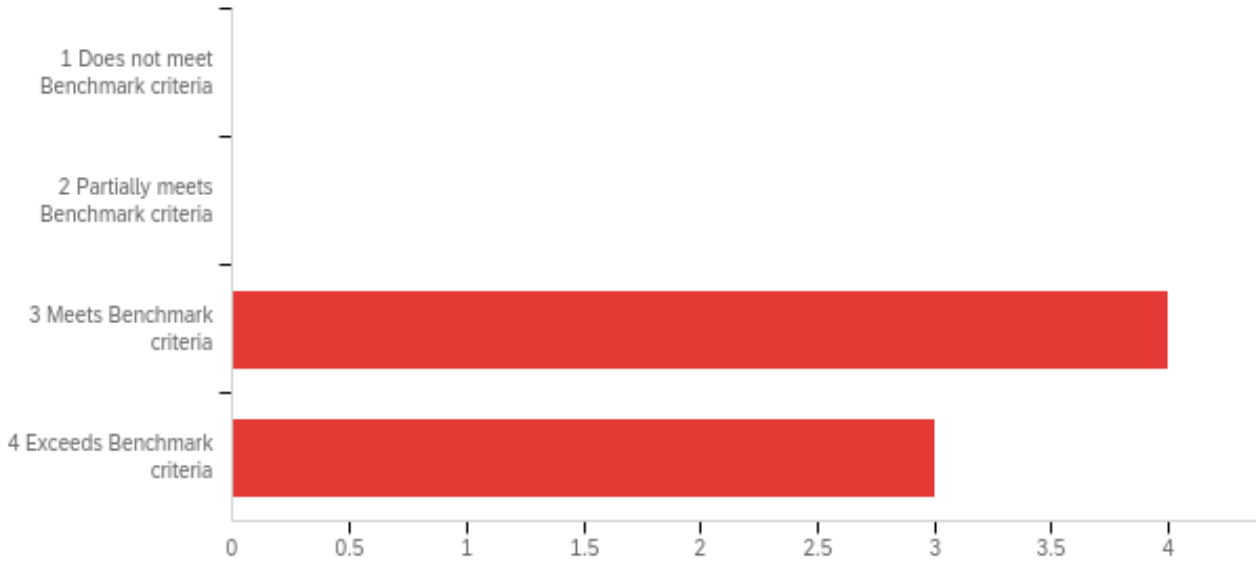
#	Answer	%	Count
1	1 Does not meet Benchmark criteria	0.00%	0
2	2 Partially meets Benchmark criteria	0.00%	0
3	3 Meets Benchmark criteria	57.14%	4
4	4 Exceeds Benchmark criteria	42.86%	3
	Total	100%	7

**Q23 - Graduate understood and influenced local, state, or national policy decisions.**



#	Answer	%	Count
1	1 Does not meet Benchmark criteria	0.00%	0
2	2 Partially meets Benchmark criteria	0.00%	0
3	3 Meets Benchmark criteria	57.14%	4
4	4 Exceeds Benchmark criteria	42.86%	3
	Total	100%	7

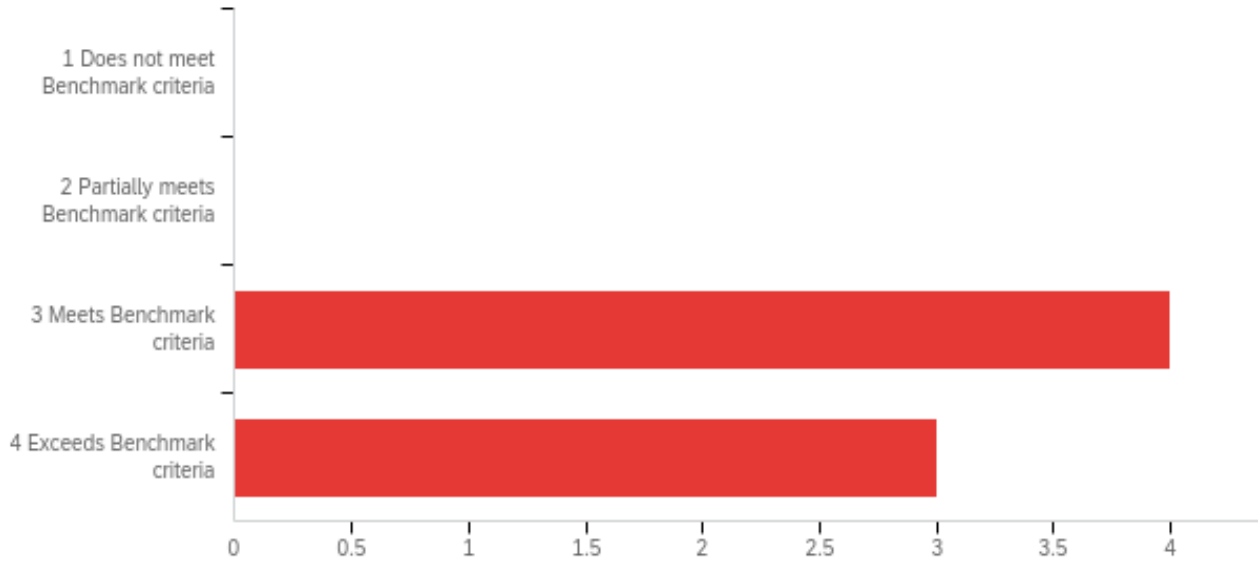
**Q23 - Graduate understood and influenced local, state, or national policy decisions.**



#	Answer	%	Count
1	1 Does not meet Benchmark criteria	0.00%	0
2	2 Partially meets Benchmark criteria	0.00%	0
3	3 Meets Benchmark criteria	57.14%	4
4	4 Exceeds Benchmark criteria	42.86%	3
	Total	100%	7

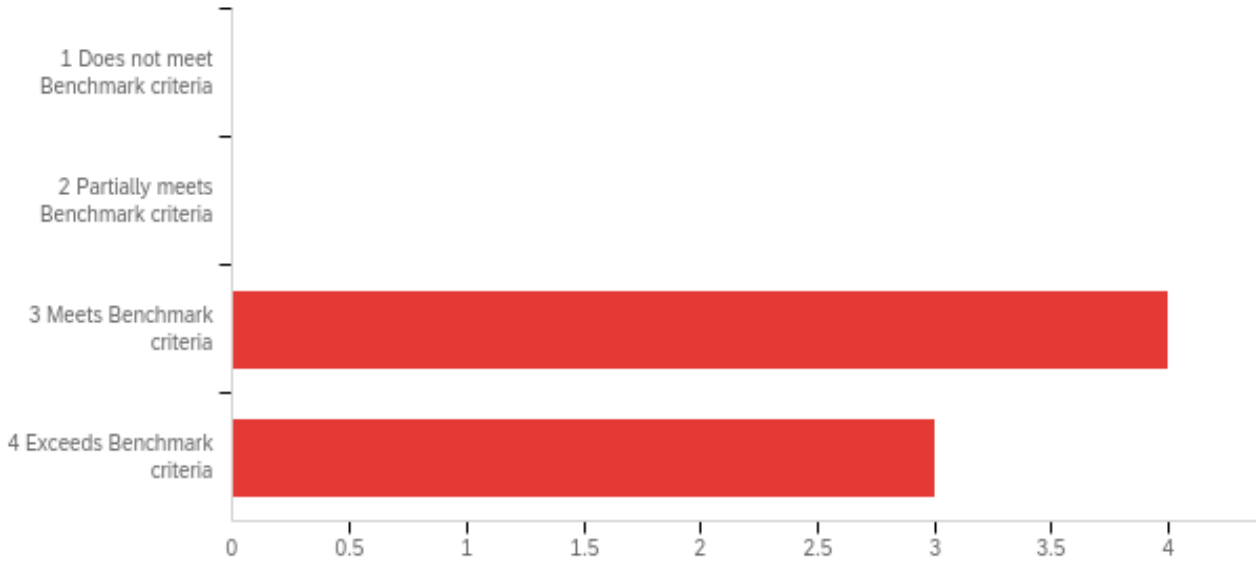


**Q23 - Graduate understood and influenced local, state, or national policy decisions.**



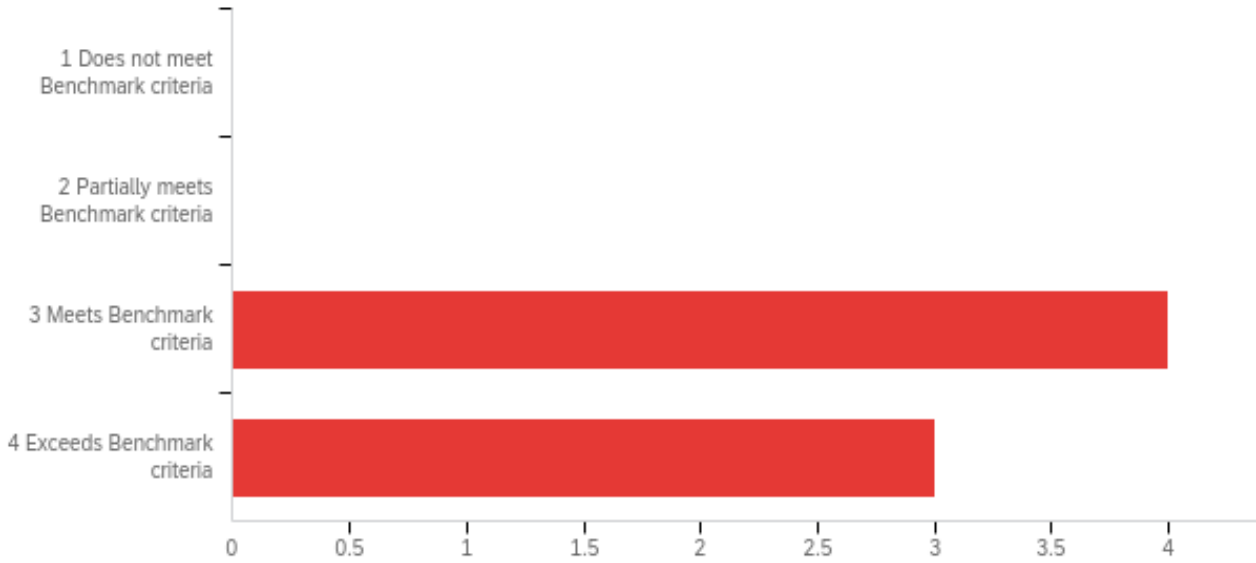
#	Answer	%	Count
1	1 Does not meet Benchmark criteria	0.00%	0
2	2 Partially meets Benchmark criteria	0.00%	0
3	3 Meets Benchmark criteria	57.14%	4
4	4 Exceeds Benchmark criteria	42.86%	3
	<b>Total</b>	<b>100%</b>	<b>7</b>

**Q23 - Graduate understood and influenced local, state, or national policy decisions.**



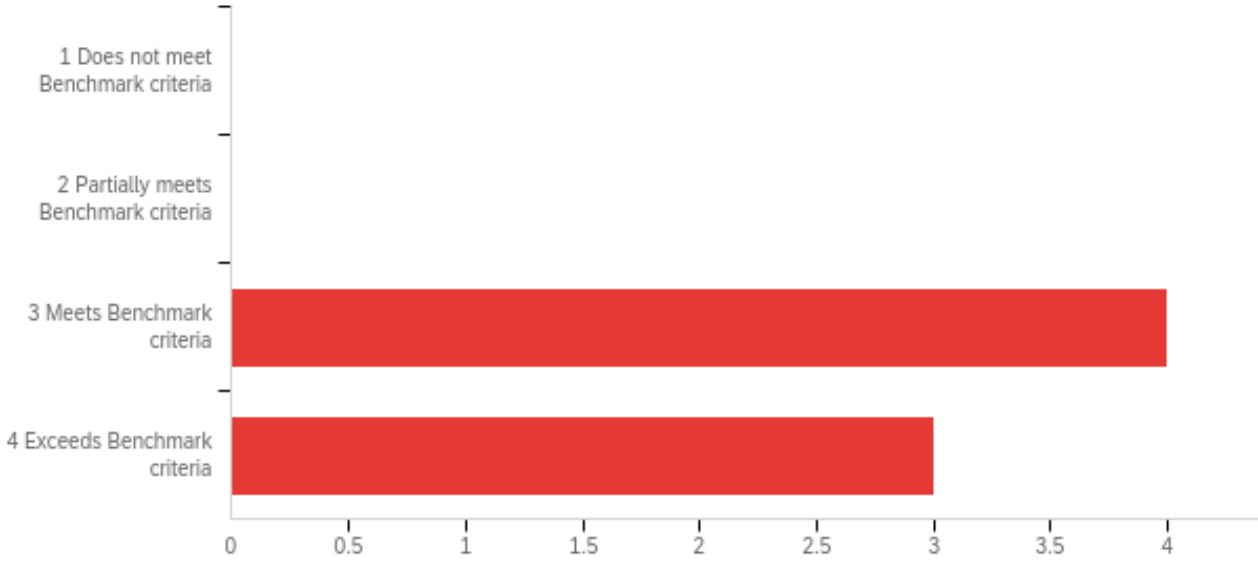
#	Answer	%	Count
1	1 Does not meet Benchmark criteria	0.00%	0
2	2 Partially meets Benchmark criteria	0.00%	0
3	3 Meets Benchmark criteria	57.14%	4
4	4 Exceeds Benchmark criteria	42.86%	3
	Total	100%	7

**Q23 - Graduate understood and influenced local, state, or national policy decisions.**



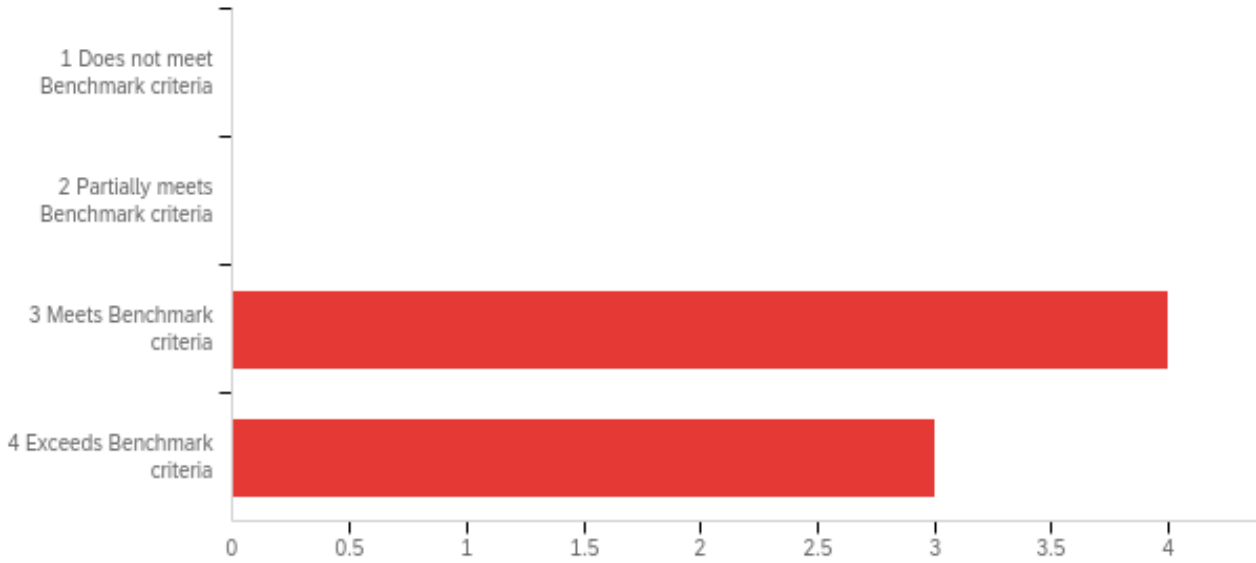
#	Answer	%	Count
1	1 Does not meet Benchmark criteria	0.00%	0
2	2 Partially meets Benchmark criteria	0.00%	0
3	3 Meets Benchmark criteria	57.14%	4
4	4 Exceeds Benchmark criteria	42.86%	3
	Total	100%	7

**Q23 - Graduate understood and influenced local, state, or national policy decisions.**



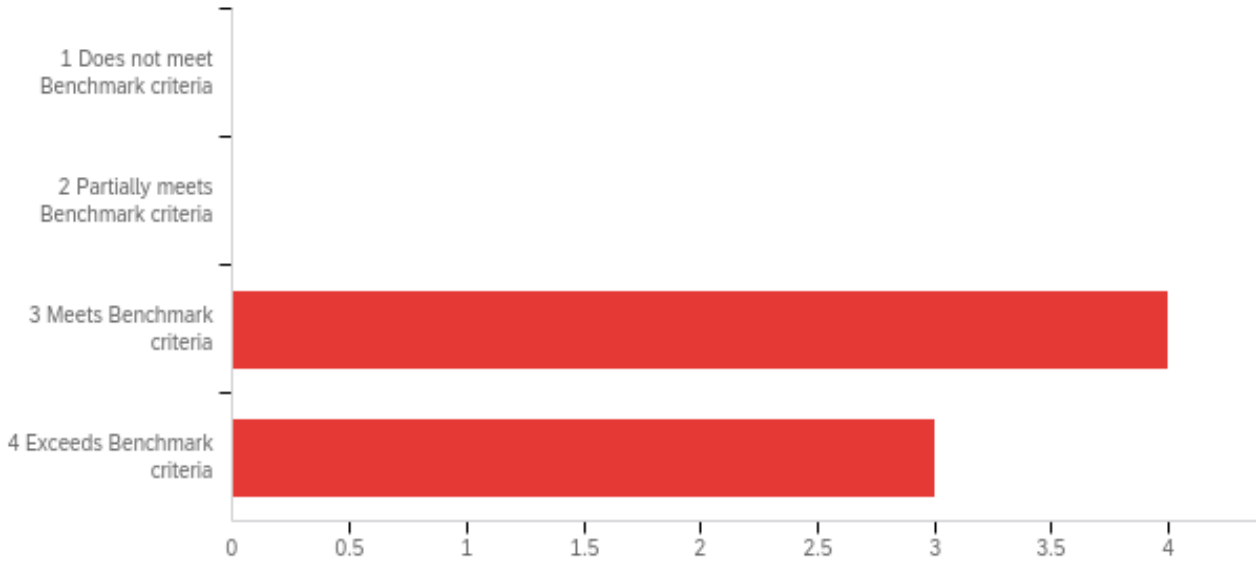
#	Answer	%	Count
1	1 Does not meet Benchmark criteria	0.00%	0
2	2 Partially meets Benchmark criteria	0.00%	0
3	3 Meets Benchmark criteria	57.14%	4
4	4 Exceeds Benchmark criteria	42.86%	3
	Total	100%	7

**Q23 - Graduate understood and influenced local, state, or national policy decisions.**



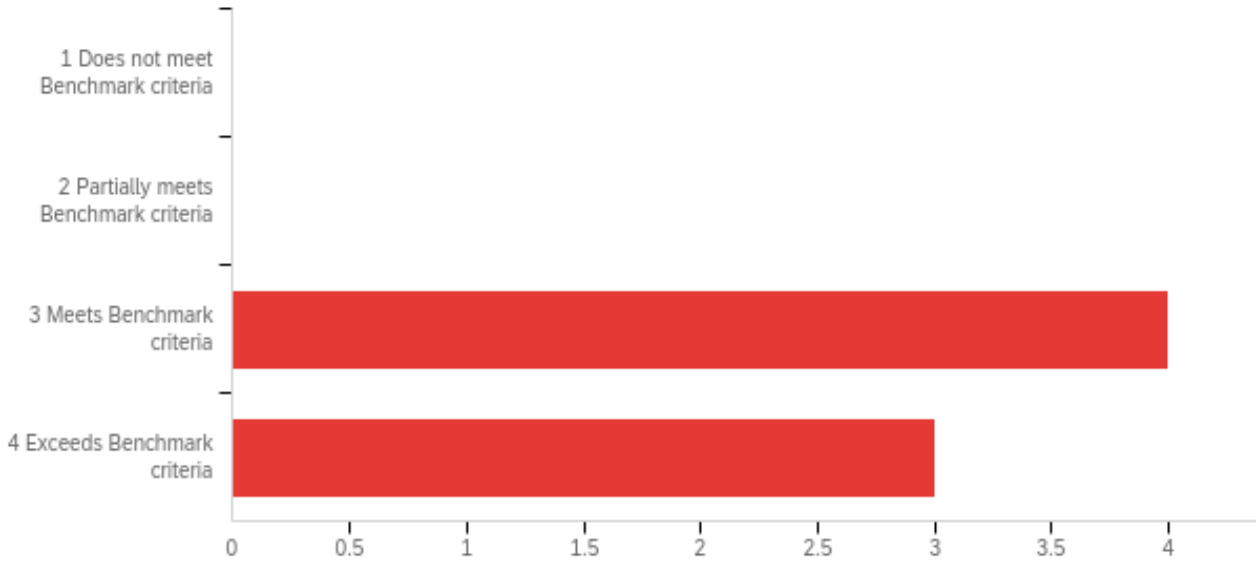
#	Answer	%	Count
1	1 Does not meet Benchmark criteria	0.00%	0
2	2 Partially meets Benchmark criteria	0.00%	0
3	3 Meets Benchmark criteria	57.14%	4
4	4 Exceeds Benchmark criteria	42.86%	3
	Total	100%	7

**Q23 - Graduate understood and influenced local, state, or national policy decisions.**



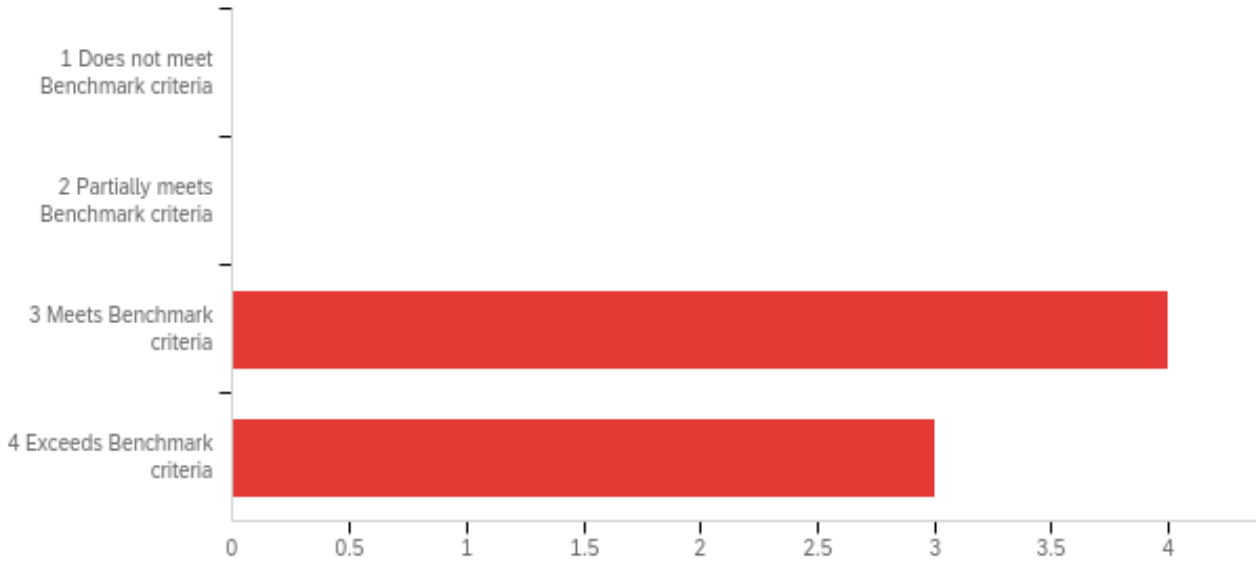
#	Answer	%	Count
1	1 Does not meet Benchmark criteria	0.00%	0
2	2 Partially meets Benchmark criteria	0.00%	0
3	3 Meets Benchmark criteria	57.14%	4
4	4 Exceeds Benchmark criteria	42.86%	3
	Total	100%	7

**Q23 - Graduate understood and influenced local, state, or national policy decisions.**



#	Answer	%	Count
1	1 Does not meet Benchmark criteria	0.00%	0
2	2 Partially meets Benchmark criteria	0.00%	0
3	3 Meets Benchmark criteria	57.14%	4
4	4 Exceeds Benchmark criteria	42.86%	3
	Total	100%	7

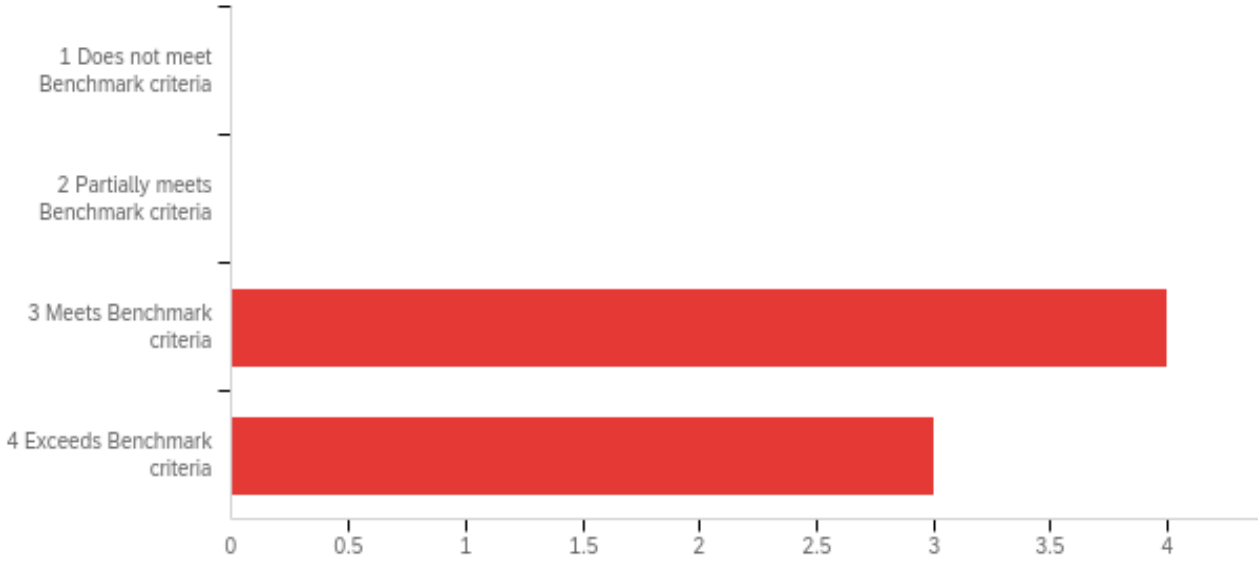
**Q23 - Graduate understood and influenced local, state, or national policy decisions.**



#	Answer	%	Count
1	1 Does not meet Benchmark criteria	0.00%	0
2	2 Partially meets Benchmark criteria	0.00%	0
3	3 Meets Benchmark criteria	57.14%	4
4	4 Exceeds Benchmark criteria	42.86%	3
	Total	100%	7

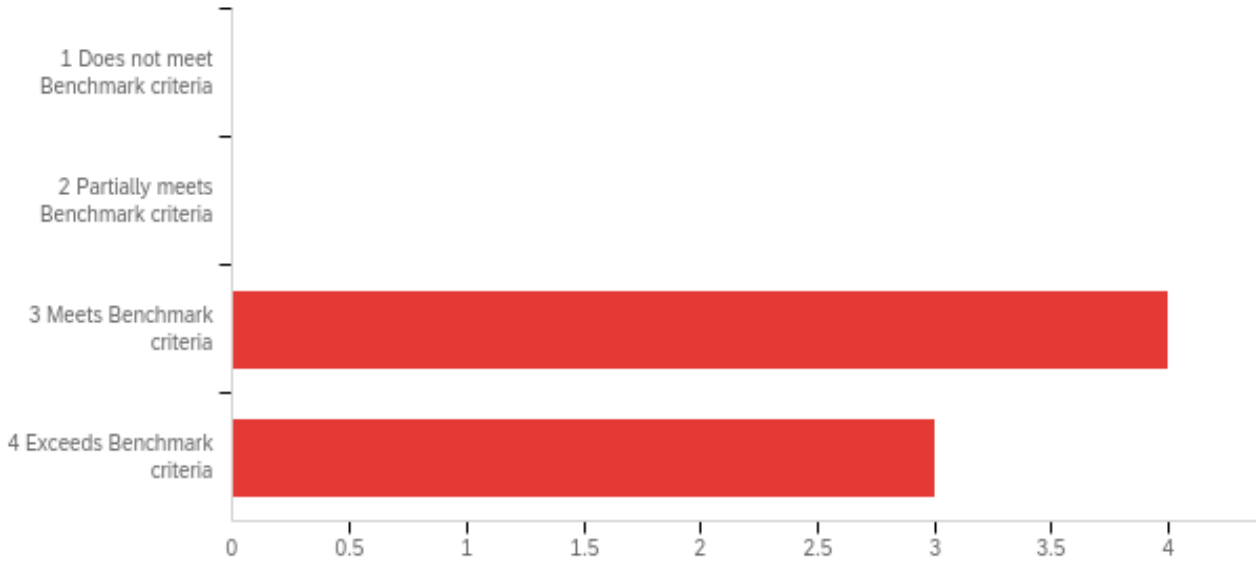


**Q23 - Graduate understood and influenced local, state, or national policy decisions.**



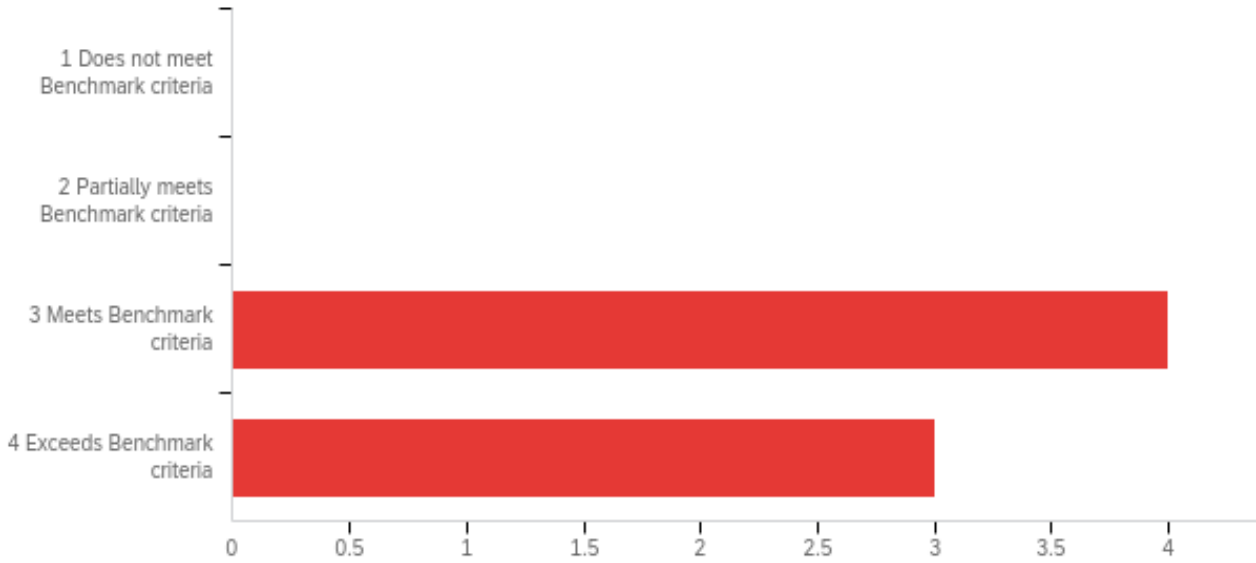
#	Answer	%	Count
1	1 Does not meet Benchmark criteria	0.00%	0
2	2 Partially meets Benchmark criteria	0.00%	0
3	3 Meets Benchmark criteria	57.14%	4
4	4 Exceeds Benchmark criteria	42.86%	3
	Total	100%	7

**Q23 - Graduate understood and influenced local, state, or national policy decisions.**



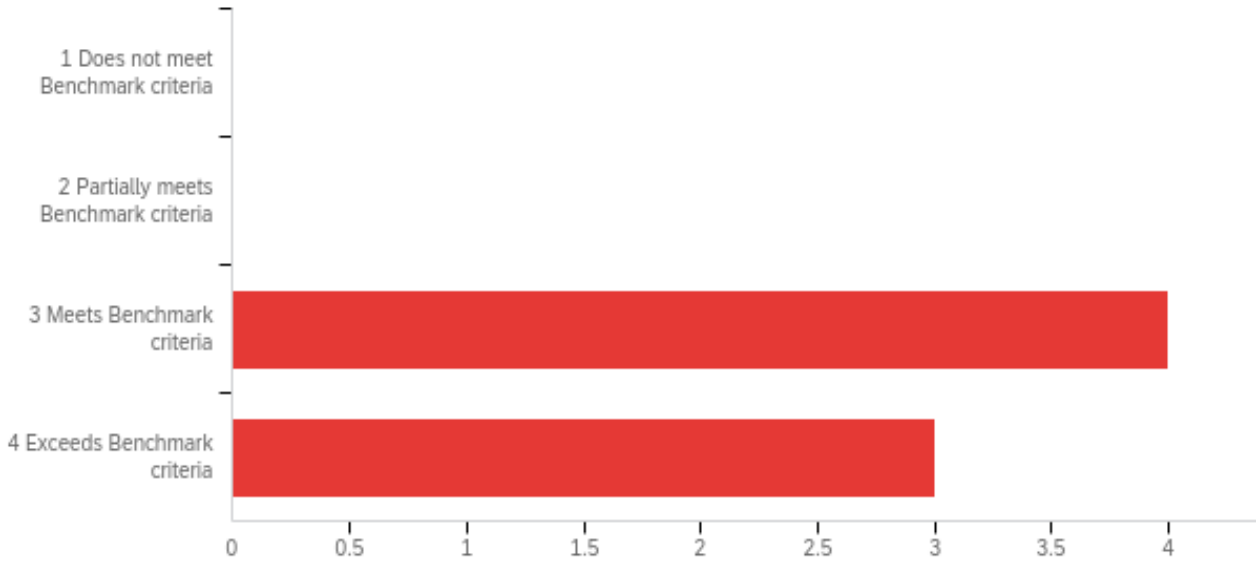
#	Answer	%	Count
1	1 Does not meet Benchmark criteria	0.00%	0
2	2 Partially meets Benchmark criteria	0.00%	0
3	3 Meets Benchmark criteria	57.14%	4
4	4 Exceeds Benchmark criteria	42.86%	3
	Total	100%	7

**Q23 - Graduate understood and influenced local, state, or national policy decisions.**



#	Answer	%	Count
1	1 Does not meet Benchmark criteria	0.00%	0
2	2 Partially meets Benchmark criteria	0.00%	0
3	3 Meets Benchmark criteria	57.14%	4
4	4 Exceeds Benchmark criteria	42.86%	3
	Total	100%	7

**Q23 - Graduate understood and influenced local, state, or national policy decisions.**



#	Answer	%	Count
1	1 Does not meet Benchmark criteria	0.00%	0
2	2 Partially meets Benchmark criteria	0.00%	0
3	3 Meets Benchmark criteria	57.14%	4
4	4 Exceeds Benchmark criteria	42.86%	3
	Total	100%	7

**Q24 - Do you have any other comments, observations, or suggestions that you would like to contribute?**

Do you have any other comments, observations, or suggestions that you would like to contribute?

---

--- is professional, highly organized and goes above and beyond in classroom preparation and instruction. She is an asset to our program.

---

--- is very involved in the school community. She provides extra curricular opportunities for our students, by sponsoring the debate team. --- collaborates with her department and other members of the staff. She's a real asset to ---.