



Your guide to myMU

myMU is your one stop dashboard for all your campus resources. Log in daily to view your class schedule, academic calendar, and grades.



1 Popular Links

Quick access to the tools you frequently use.

2 Academic Overview

Your **Academic Overview** provides a central location for your complete class schedule including time, location, and instructor contact. Easily see holds on your record in the **Student Holds** section.

3 Advisor Overview

Your **Advisor Overview** allows you to access all your advisors in one location with their **email and phone number** available to you.

4 Announcements

Stay updated with campus announcements through our new dedicated announcements section. Be the first to receive university updates here.

5 Favorites

Mark the resources you use most frequently as favorites for quicker access. This way, you can easily find and utilize them whenever you need. Click **Add Favorite** for a full list of resources you can add to your home screen.

6 HERDLife

Get centralized access to all campus involvement, organizations, and student events. Easily track and log your progress along the way.

7 Quick Links

Your Quick Links provide easy access to the resources you need. Stay organized and find essential information quickly with convenience.

8 MU News


Stay updated with university news as it becomes available. Keep informed about the latest developments, events, and announcements to make the most of your campus experience.

9 Events

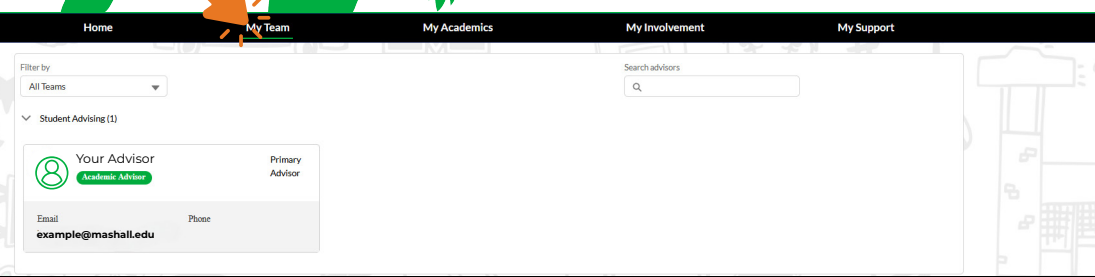
Explore the various events taking place around campus. From academic seminars to social gatherings, there's always something exciting to engage in.

10 myBulletin

Connect with the MU Community right from the home page. Post questions, polls, and general discussions directly from your dashboard.



Stay connected with your academic advisor(s) through your My Team page.



With the **My Team** tab, you'll be able to locate and communicate with your advisor(s) easily.

Access all your advisors in one location with their **email and phone number** available to you.

1 My Courses

List of registered courses with **location, time & instructor contact info.**

2 My Academic Program

Includes your **Major, College, Degree and learner status.**

3 My Holds

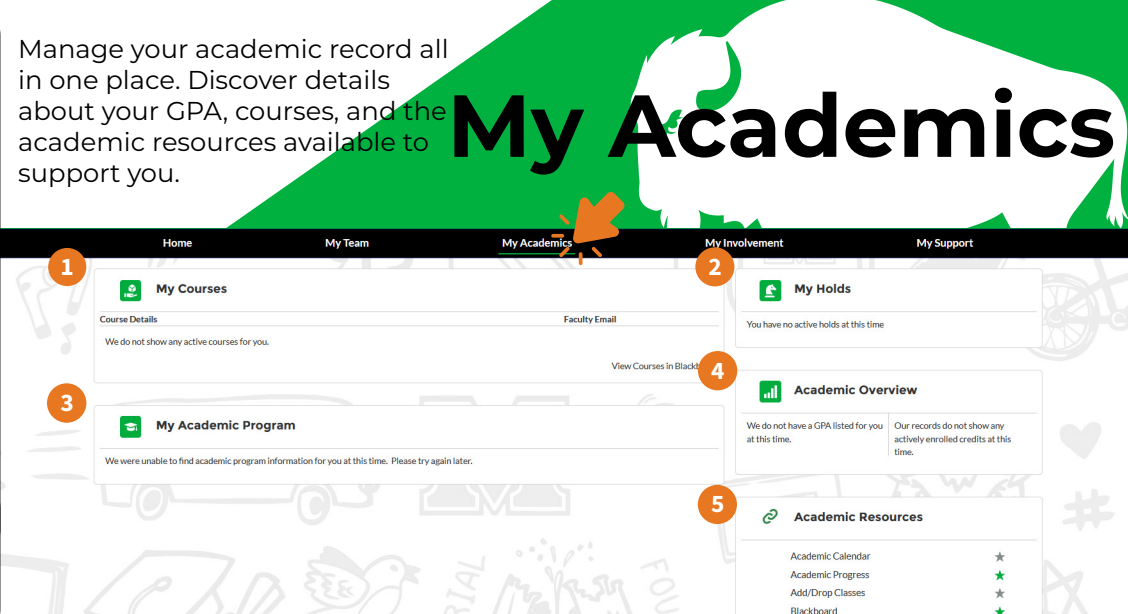
View **student holds** on your account. Holds can delay course registration.

4 Academic Overview

This section shows your **current GPA and enrolled credit hours.**

5 Academic Resources

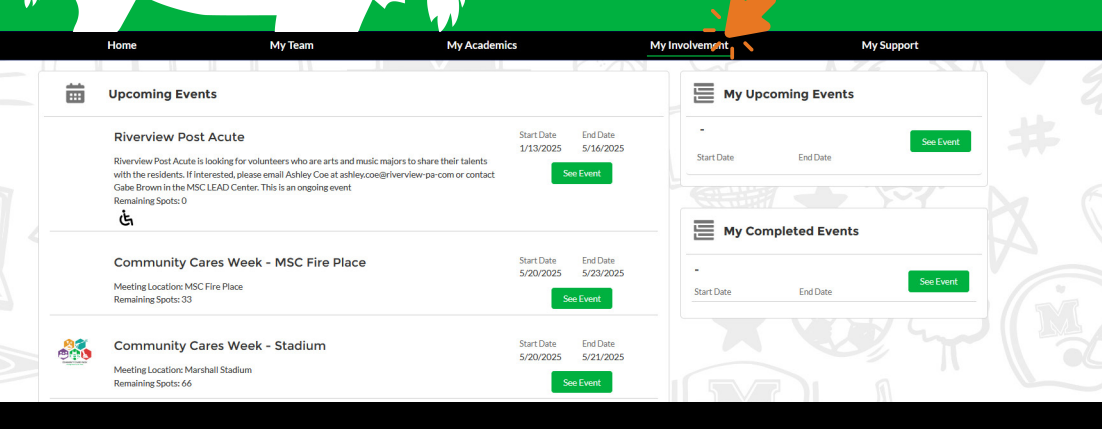
Resources to assist on your academic journey.



My Academics



Get involved with events held by the Marshall Community. Connect with other students and network with professional to get a head start on your work journey.

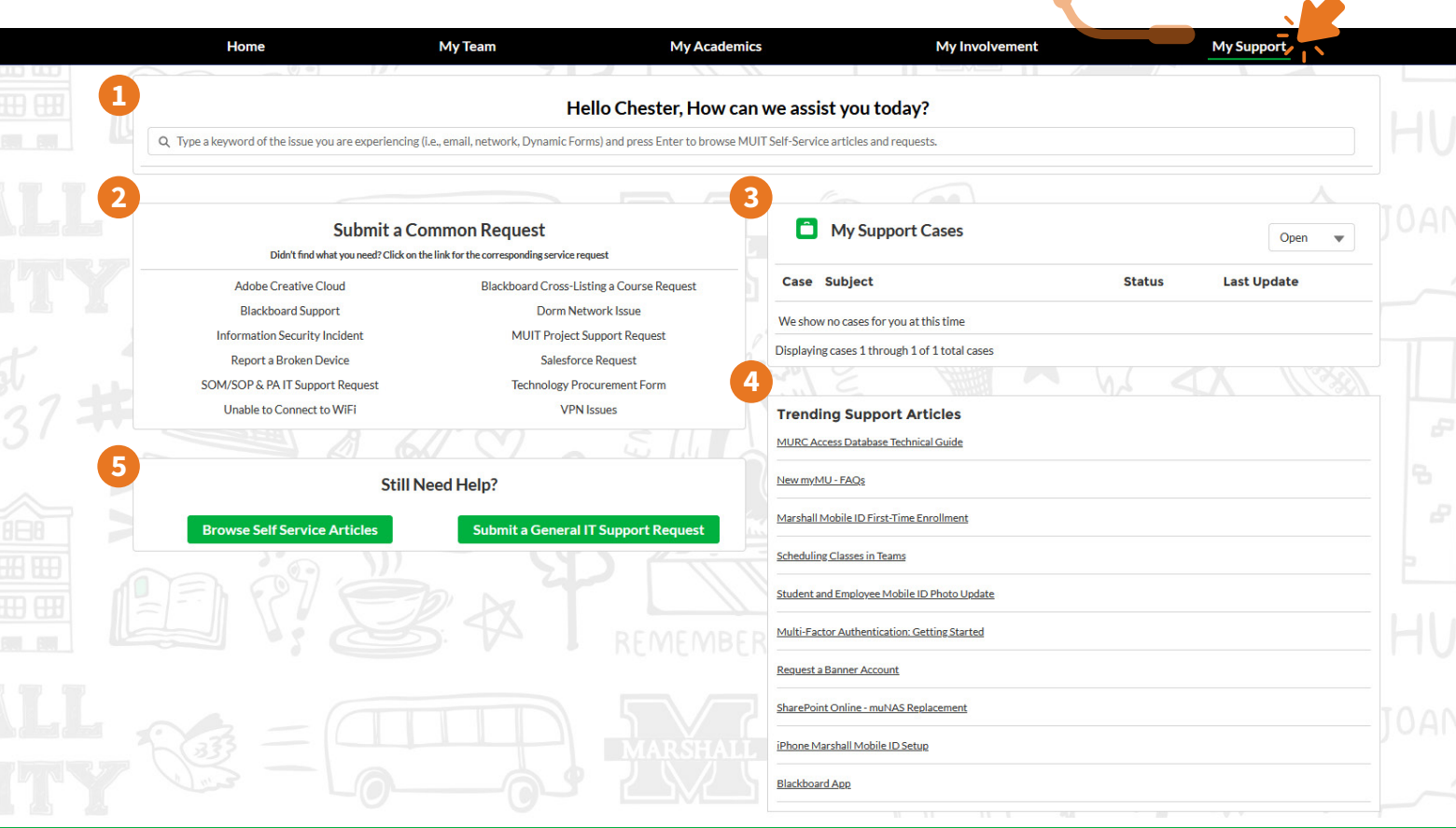


- See **upcoming events**, details and available spots.
- Keep track of events you plan to attend with **My Upcoming Events.**
- Keep a record of your **completed events.**

Quickly resolve your technical issues by visiting the My Support page. There, you'll find **Self Service Articles** offering step-by-step assistance.

If you encounter problems that you can't solve on your own, submit a **General Support Request.** Marshall University Information Technology (MUIT) is here to assist you!

My Support



1 Keyword Searching

Get direct assistance with support articles by typing in the keyword of the issue you are experiencing.

2 Common Support Request

Receive templates for common requests. Simply fill out the appropriate information and press submit and your request will be received by a member of MUIT for assistance. This ensures that your needs are addressed promptly and efficiently, saving you time and effort.

3 My Support Cases

Keep a record of the support cases you submit. This allows you to connect directly with our support teams on campus.

4 Trending Support Articles

Stay updated with the latest solutions by getting direct access to trending support articles for any issues you may be experiencing.

5 Still Need Help?

Explore Self Service Articles that guide you through both common and uncommon issues you might encounter when accessing your Marshall account or using university software. These articles provide step-by-step instructions to help you resolve problems quickly and efficiently. Click **Browse Self Service Articles** for quick assistance today!

Submit a General IT Support Request for assistance with an issue that may be beyond your control. Once your case has been submitted, it will be promptly reviewed by all the necessary team members to receive timely assistance.

Track the status of your request and receive updates, so you always know the progress being made on your issue.

NEW to myMU: August 2025

Introducing new additions to the **Popular Links** section at the top of your myMU Dashboard—**CoPilot and Adobe Express**. These tools are designed to enhance productivity and creativity for faculty, staff, and students. These tools are now just a click away, giving you quick access to powerful resources that support your work and projects at Marshall University.



Home

My Team

My Academics

My Training

My Involvement

My Support



Academic Calendar



Adobe Express



Blackboard



CoPilot



Libraries



OneDrive



Outlook



Registrar, Fin Aid, & Bursar



Adobe Express

Your AI-powered assistant for productivity, research, and content creation. Use CoPilot to draft documents, summarize policies, create visuals, and streamline workflows.



CoPilot

A quick and easy design tool for creating flyers, social media graphics, and presentations. Perfect for professional, branded content without advanced design skills.