




BLUE SKY WHITE STARS



By Sarvinder Naberhaus &
Kadir Nelson



Reading with your child is an excellent way to expose your child to words, topics, and ideas that are more complex than what they would see in books they can read on their own.

Conversations will help increase your child's oral language skills and build their vocabulary. C.A.R. is a conversation starter that you can use with your child any time.

Below is an example of how to use C.A.R. with the book, BLUE SKY WHITE STARS.



C.A.R.	Example
<p>C Comment and Wait (count to 5) *Make a comment about what you see on the page.</p>	<p><i>Adult:</i> I have never seen red trees so bright.</p> <p><i>Child:</i> Me, either.</p>
<p>A Ask questions and Wait (count to 5) *Ask questions that do not have a "yes/no" or one-word answer to them.</p>	<p><i>Adult:</i> Why do you think the words on the page are "Red Rows"?</p> <p><i>Child:</i> The trees are red and they're in a row!</p>
<p>R Respond by adding a little more to the child's response.</p>	<p><i>Adult:</i> Right. The other picture is of the red rows on an American flag.</p>

Activities

- » Discuss: As you read this book, point out and discuss the comparison that the author is making between the two pictures with the same words. Don't worry about teaching a lesson for each, just a simple explanation of what they are and how they might be connected.
- » Learn: Have your child choose a picture in the book that they want to learn more about. Research the topic together by gathering books from the library or searching online.

