


<b>Purchase Change Request</b>			 Marshall University Office of Purchasing One John Marshall Drive Huntington, WV 25755-4100		<b>Order #</b> MU20ATHINS
FY 23	Buyer JH	Date 6/10/2022	Account Various	P.O. Date 7/31/2019	Contract MU20ATHINS
<b>Document</b> <input type="checkbox"/> Requisition (Cancellation only) <input type="checkbox"/> Regular Purchase Order <input type="checkbox"/> Contract Purchase Order <input checked="" type="checkbox"/> Open End Contract Purchase <input type="checkbox"/> Agreement			<b>Document Action</b> <div style="display: flex; justify-content: space-between;"> <div> <input type="checkbox"/> Cancellation  <input checked="" type="checkbox"/> Increase/Decrease  <input type="checkbox"/> Unused Balance  <input type="checkbox"/> Freight  <input checked="" type="checkbox"/> Renewal  <input type="checkbox"/> Extension Error         </div> <div> <input type="checkbox"/> Error in Total Amount  <input type="checkbox"/> Change of Account  <input type="checkbox"/> Change of Vendor Name/Address  <input type="checkbox"/> Other         </div> </div>		
Vendor Name, Address, Phone #, etc. McGriff Insurance Services Inc 3605 Glenwood Avenue, Suite 201 Raleigh, NC 27612			Vendor Code <b>56-1623293</b>		BOG Unit Name & Address Marshall University Office of Purchasing One John Marshall Drive Huntington, WV 25755-4100
Ph# 864-380-9583		Fax		FEIN# 56-1623293	
Item#	Quantity	Description of Change	Unit Price	Extended Price	
		<p style="text-align: center;"><b>Change Order # <u>3</u></b></p> <p>To renew contract MU20ATHINS all in accordance with the terms, conditions, and specifications contained in the original contract, all authorized change orders, and the information provided on Page 2.</p> <p style="text-align: center;">Intercollegiate Athletic Accident Insurance</p> <p>Effective Date(s): August 1, 2022 to July 31, 2023            Renewal #3 of 4            Renewals remaining: (1) One</p>			
Reason for Change: Contract Renewal			Previous Total	\$ Open-End	
			Increase	\$	
			Decrease	\$	
			New Total	\$ Open-End	

Approved:

Authorized Signature

Angela White Neff

6/10/22

Date

N/A

Attorney General if required

Date

## Purchasing Continuation Sheet

BOG 36

Page#

2

P.O. #

MU20ATHINS co3

Vendor: McGriff Insurance Services, Inc.

Organization Name

Marshall University

Description

**Pricing Page:**

Full Coverage Insurance after claim loss is paid by the University - Aggregate Deductible	\$825,000.00
Premium - Plan Cost	\$73,000.00
Administration for the Medical Fund - Percentage (%) or Flat Fee Amount	\$46,000.00
Expanded Activities Coverage Option (Cheerleaders, Mascot, Dance, Student Managers, Student Trainers)	
Prospective Student - Athlete Catastrophic Option	\$1,600.00



Office of Purchasing

May 31, 2022

McGriff Insurance Services Inc  
3605 Glenwood Avenue, Suite 201  
Raleigh, NC 27612

**Re: Contract Renewal for MU20ATHINS**

To Whom It May Concern:

The above referenced contract will expire July 31, 2022. There is a provision for another extension upon written mutual agreement of the parties.

Please annotate on the bottom of this letter, with your signature and date, if you agree to renew contract MU20ATHINS effective August 1, 2022 through July 31, 2023 under the same terms and conditions. Enclosed is a Purchasing Affidavit which requires signature and notarization as well.

Please return the letter and the enclosed purchasing affidavit signed in the original to the noted below.

Marshall University Office of Purchasing  
One John Marshall Drive  
Huntington, WV 25755-4100

If you have any questions, please feel free to call me at 304-696-2820.

Sincerely,

Justin Hawthorne  
Purchasing Agent  
Marshall University

I agree to extend the current contract # MU20ATHINS for an additional one (1) year extension under the same terms and conditions.

☐ Yes ☐ No

☒ Yes, subject to the following changes indicated below or in the attached letter.

Signature

6/2/2022  
Date

**Dan R. Nunnery**

Printed Name

**Sr. Vice President, Education Risk**

Title

Comments: **Change in Agg. Deductible and Premium with No Change in Benefits and Admin Fee. (See Below)**

**2022/2023 ICS ATHELETIC ACCIDENT PLAN YEAR**

AGGREGATE DEDUCTIBLE: \$825,000

STOP LOSS PREMIUM: \$73,000

ADMIN FEE: \$46,000

**WE ARE... MARSHALL.**

One John Marshall Drive • Huntington, West Virginia 25755-4100 • Tel 304/696-2821

A State University of West Virginia • An Affirmative Action/Equal Opportunity Employer

**2022/2023 CATASTROPHIC PLAN YEAR: Premium is same as current - No change. \$1,600 Annual**

STATE OF WEST VIRGINIA  
Purchasing Division

## PURCHASING AFFIDAVIT

**CONSTRUCTION CONTRACTS:** Under W. Va. Code § 5-22-1(i), the contracting public entity shall not award a construction contract to any bidder that is known to be in default on any monetary obligation owed to the state or a political subdivision of the state, including, but not limited to, obligations related to payroll taxes, property taxes, sales and use taxes, fire service fees, or other fines or fees.

**ALL CONTRACTS:** Under W. Va. Code §5A-3-10a, no contract or renewal of any contract may be awarded by the state or any of its political subdivisions to any vendor or prospective vendor when the vendor or prospective vendor or a related party to the vendor or prospective vendor is a debtor and: (1) the debt owed is an amount greater than one thousand dollars in the aggregate; or (2) the debtor is in employer default.

**EXCEPTION:** The prohibition listed above does not apply where a vendor has contested any tax administered pursuant to chapter eleven of the W. Va. Code, workers' compensation premium, permit fee or environmental fee or assessment and the matter has not become final or where the vendor has entered into a payment plan or agreement and the vendor is not in default of any of the provisions of such plan or agreement.

**DEFINITIONS:**

**"Debt"** means any assessment, premium, penalty, fine, tax or other amount of money owed to the state or any of its political subdivisions because of a judgment, fine, permit violation, license assessment, defaulted workers' compensation premium, penalty or other assessment presently delinquent or due and required to be paid to the state or any of its political subdivisions, including any interest or additional penalties accrued thereon.

**"Employer default"** means having an outstanding balance or liability to the old fund or to the uninsured employers' fund or being in policy default, as defined in W. Va. Code § 23-2c-2, failure to maintain mandatory workers' compensation coverage, or failure to fully meet its obligations as a workers' compensation self-insured employer. An employer is not in employer default if it has entered into a repayment agreement with the Insurance Commissioner and remains in compliance with the obligations under the repayment agreement.

**"Related party"** means a party, whether an individual, corporation, partnership, association, limited liability company or any other form or business association or other entity whatsoever, related to any vendor by blood, marriage, ownership or contract through which the party has a relationship of ownership or other interest with the vendor so that the party will actually or by effect receive or control a portion of the benefit, profit or other consideration from performance of a vendor contract with the party receiving an amount that meets or exceeds five percent of the total contract amount.

**AFFIRMATION:** By signing this form, the vendor's authorized signer affirms and acknowledges under penalty of law for false swearing (W. Va. Code §61-5-3) that: (1) for construction contracts, the vendor is not in default on any monetary obligation owed to the state or a political subdivision of the state, and (2) for all other contracts, that neither vendor nor any related party owe a debt as defined above and that neither vendor nor any related party are in employer default as defined above, unless the debt or employer default is permitted under the exception above.

**WITNESS THE FOLLOWING SIGNATURE:**

Vendor's Name: McGriff Insurance Services, Inc.

Authorized Signature: 

Date: 6/2/2022

State of South Carolina

County of Greenville, to-wit:

Taken, subscribed, and sworn to before me this 2<sup>nd</sup> day of June, 2022

My Commission expires March 13, 2030

**AFFIX SEAL HERE**

**NOTARY PUBLIC** 



**2022 - 2023  
ICS Athletic Accident  
Insurance Program**

REVISED 4/27/22

**Marshall University**  
1 John Marshall Drive  
Huntington, WV 25755



---

---

# PROPOSAL

---

---





# Marshall University 2022/2023

## ICS Eligibility and Athletic Census

**ELIGIBILITY:** All enrolled student athletes, cheerleaders, dance team, student managers, student trainers, and student coaches of the Policyholder.

**COVERAGE:** Coverage for the insured includes any type for accident or injury sustained while participating in scheduled intercollegiate athletic events, practices or games.

**TYPE:** Claims will be paid EXCESS of all other insurance for eligible injuries incurred during the policy period of the related expenses incurred within the benefit period.

**CARRIER:** AIG

**CLAIM ADMINISTRATOR:** Bob McCloskey Insurance & BMI Benefits, LLC. (BMI)

### 2022/23 ICS ATHLETIC CENSUS - MARSHALL UNIVERSITY

SPORT	MEN	WOMEN	Write "NEW" for NEW SPORT in 2022/2023
Baseball	38	0	
Basketball	18	18	
Cheerleading	10	34	
Cross Country	15	18	
Dance / Mascot	1	13	
Football	120	0	
Golf	15	9	
Soccer	52	37	
Softball	0	22	
Swimming & Diving	0	31	
Tennis	0	12	
Track & Field (Indoor & Outdoor)	0	45	
Volleyball	0	18	
Student Managers/Trainers/Coaches	30	30	
<b>TOTALS =</b>	<b>299</b>	<b>287</b>	
The addition or deletion of an entire sport category may affect premium cost!			

The rates and benefits shown in this proposal are for an illustrative comparison only. Please refer to the carrier's certificate of coverage for a complete description of benefits, exclusions, and limitations. In the event of a discrepancy, the carrier's contract will always govern.



### Schedule of Benefits Intercollegiate Sports Accident Insurance

<b>Covered Persons &amp; Activities</b>	
Coverage for all student-athletes, student-coaches, and student-managers of the Policyholder, while participating in organized and supervised play and practice for an Intercollegiate team of which he/she is a registered member, including supervised travel to and from such play and practice. Coverage includes Guest/Recruits and Prospective Student-Athletes. Coverage includes participants of the Cheerleading and Dance/Drill Teams as well as the Mascot as listed on the RFP Census.	
Plan Maximum (Accident Medical Expense – AME)	\$90,000 per injury Maximum
Deductible	\$0 Deductible per Injury
Coinsurance	100% after the deductible, Full Excess
Benefit Period	104 weeks from the date of the covered accident
<b>First Medical Treatment (includes treatment provided by Student Health Services or an Athletic Trainer)</b>	<b>Within 180 days of the injury to trigger the claim to be eligible under this policy</b>
Accidental Death and Dismemberment (AD&D)	\$25,000
AD&D Aggregate Limit of Indemnity	\$5,000,000
Accidental Dental Benefit	Same as Medical Maximum
Expanded Medical Coverage, Recurring Injuries	Yes, Included
HMO/PPO Denial Coverage	Yes, Included
Pre-existing Condition Coverage	Yes, Included
Cardiovascular accident, heat exhaustion, stroke or other traumatic events caused by exertion (H&C Benefit)	Yes, Included
Outpatient Physical Therapy	Yes, Included
Durable Medical Equipment	Yes, Included
Prescription Drug Benefit	Yes, Included
Off Season Conditioning	Yes; if school sponsored and supervised
Air/Ground Ambulance Benefit	Yes, Included. Air ambulance must be medically necessary
Guest/Recruit Benefit	Yes, included for Division I Universities
Approved Experimental Treatments	Yes, when approved by the University and BMI

**NOTE:** The information contained in this proposal is only an outline of the benefits offered. It is NOT a complete explanation of the policy provisions or specifics of the policy benefits. To review a complete description of the program coverage, exclusions, and benefits, please contact us for a specimen copy of the policy.





# Marshall University 2022/2023

## ICS Claims Fund Analysis – REVISED 4/27/22

MARSHALL UNIVERSITY						
Annual Cost/Plan Specs						
YEAR	2017 - 2018	2018 - 2019	2019 - 2020	2020 - 2021	2021 - 2022	2022 - 2023
CARRIER/TPA			CATLIN/BMI	AIG/BMI	AIG/BMI	AIG/BMI REV
Aggregate Deductible	\$ 589,000	\$ 650,000	\$ 540,000	\$ 565,000	\$ 725,000	\$ 825,000
Stop Loss Premium	\$ 72,612	\$ 79,900	\$ 62,600	\$ 62,610	\$ 69,471	\$ 73,000
Claims & Admin Fee	\$ 72,886		\$ 46,000	\$ 46,000	\$ 46,000	\$ 46,000
TOTALS	\$ 734,498	\$ 729,900	\$ 648,600	\$ 673,610	\$ 840,471	\$ 944,000
Claims Paid						
CLAIMS (as of)	2017 - 2018	2018 - 2019	2019 - 2020	2020 - 2021	2021 - 2022	2022 - 2023
	\$ 589,000.00	\$ 379,584.71				
4/6/2020			\$267,683.84			
4/6/2021			\$540,000.00	\$243,053.67		
4/6/2022			\$540,000.00	\$564,218.00	\$251,284.59	
Insured Stop Loss Claims Paid						
MOO 4/1/2020	\$ 251,805.89	\$0.00				
4/1/2021			\$183,747.86			
4/1/2022			\$241,694.54	\$257,879.85	\$0.00	
Claims Fund History						
YEAR	2017 - 2018	2018 - 2019	2019 - 2020	2020 - 2021	2021 - 2022	2022 - 2023
Aggregate Deductible	\$589,000	\$650,000	\$540,000	\$565,000	\$725,000	
Funding - 9/25/19			\$ 270,000			
Funding - 4/29/20			\$ 150,000			
Funding - 6/10/20			\$ 50,000			
Funding - 6/18/20			\$ 50,000			
Funding - 11/5/20				\$ 282,500		
Funding - 12/23/20				\$ 20,000		
Funding - 4/22/21				\$ 150,000		
Funding - 7/14/21				\$ 132,500		
Funding - 10/29/21					\$362,500	
Funding - 3/8/22					\$100,000	
Total Amount Funded:	\$ -	\$ -	\$ 520,000	\$ 585,000	\$ 462,500	\$ -
Claims Fund Balance as of 4/1/22: \$213,405.54						

The rates and benefits shown in this proposal are for an illustrative comparison only. Please refer to the carrier's certificate of coverage for a complete description of benefits, exclusions, and limitations. In the event of a discrepancy, the carrier's contract will always govern.



# Marshall University 2022/2023

## ICS Self-Insured (SIR) Market Analysis

**CONFIDENTIAL**

ICS PREMIUM & LOSS HISTORY						
	2017/2018	2018/2019	2019/2020 Catlin/BMI	2020/2021 AIG/BMI	McGriff CURRENT 2021/2022 AIG/BMI	McGriff RENEWAL REV 2022/2023 AIG/BMI
Aggregate Deductible:	\$589,000	\$650,000	\$540,000	\$565,000	\$725,000	\$825,000
Stop Loss Premium:	\$72,612	\$79,900	\$62,600	\$62,610	\$69,471	\$73,000
Admin Fee:	\$72,886		\$46,000	\$46,000	\$46,000	\$46,000
TOTAL FIXED COST	\$145,498		\$108,600	\$108,610	\$115,471	\$119,000
MAXIMUM (Worst Case)	\$734,498		\$648,600	\$673,610	\$840,471	\$944,000
Losses: as of 4/6/22	\$840,805.89	\$379,584.71	\$781,694.54	\$822,097.85	\$251,284.59	N/A

2022/2023 SIR MARKET ANALYSIS					
SIR Specs	AIG-REV (Incumbent)	HARTFORD	ZURICH	US FIRE	PALIG
AD/AP	\$825,000	\$825,000	\$835,000	\$1,098,408	\$1,158,690
SL PREMIUM	\$73,000	\$71,114	\$70,000	\$164,761	\$184,065
ADMIN FEE	\$46,000	\$46,000	\$46,000	\$46,000	\$46,000
TOTAL FIXED COST	\$119,000	\$117,114	\$116,000	\$210,761	\$230,065
MAX*	\$944,000	\$942,114	\$951,000	\$1,309,169	\$1,388,755
*MAX is the Worst Case Scenario: This is the total maximum Marshall would have to spend. This amount can fluctuate based on the amount paid into the claims fund.					

### ADDITIONAL FEEDBACK:

Arch: DTQ – Indication of \$980,000 AD / \$70,000 SLP

Berkley: DTQ – Indication well over \$1M on the Agg Ded.

QBE: DTQ – Would not even offer a quote

The rates and benefits shown in this proposal are for an illustrative comparison only. Please refer to the carrier's certificate of coverage for a complete description of benefits, exclusions, and limitations. In the event of a discrepancy, the carrier's contract will always govern.



---

---

# CATASTROPHIC ACCIDENT PLAN

---

---



# Marshall University 2022/2023

## Catastrophic Coverage Analysis

CATASTROPHIC COVERED SPORTS		
SPORT	WOMEN	MEN
Cheerleaders	X	X
Dance / Drill Team	X	X
Pom	X	X
Mascots	X	X
Band Members	X	X
Student Managers	X	X
Student Coaches	X	X
Student Trainers	X	X

### ELIGIBILITY

**Class 1:** All enrolled members of the cheerleading and dance teams/groups, as well as student managers, student trainers and coaches of the Policyholder.

**Class 2:** All visiting prospective student athletes participating in an organized visitation arranged by the Policyholder.

### WHEN COVERED

Coverage is in effect during school-sponsored events and activities, that are not covered by the NCAA Catastrophic plan as NCAA sanctioned events.

CAT PREMIUM & LOSS HISTORY					
	2018/2019	2019/2020 MOO/BMI	2020/2021 US Fire/BMI	McGriff CURRENT 2021/2022 US Fire/BMI	McGriff RENEWAL 2022/2023 US Fire/BMI
<b>CAT PREMIUM:</b>	N/A	\$1,600	\$1,600	\$1,600	\$1,600
<b>LOSSES:</b> as of 4/1/22	N/A	\$0	\$0	\$0	N/A

The rates and benefits shown in this proposal are for an illustrative comparison only. Please refer to the carrier's certificate of coverage for a complete description of benefits, exclusions, and limitations. In the event of a discrepancy, the carrier's contract will always govern.



## Schedule of Benefits

### Prospective Student-Athlete and Expanded Activities Accident Coverage

Covered Persons & Activities	
Coverage for all Prospective student-athletes of the Policyholder while on campus visit. Coverage for all active student-mascots, band members, student-managers, student-coaches, student-trainers, cheerleaders, dance/drill team members, pom team members, and mascots of the Policyholder. Coverage is in effect during school-sponsored events and activities, that are not covered by the NCAA Catastrophic plan as NCAA sanctioned events.	
Plan Maximum (Accident Medical Expense – AME)	\$5,000,000 per injury Maximum
Deductible	\$25,000 Deductible per Injury
Coinsurance	100% after the deductible, Full Excess
Benefit Period	10 years from the date of the covered accident
First Medical Treatment (includes treatment provided by Student Health Services or an Athletic Trainer)	Within 180 days of the injury to trigger the claim to be eligible under this policy
Accidental Death and Dismemberment (AD&D)	\$10,000
AD&D Aggregate Limit of Indemnity	\$1,000,000
Accidental Dental Benefit	Same as Medical Maximum
Expanded Medical Coverage, Recurring Injuries	Yes, Included
HMO/PPO Denial Coverage	Yes, Included
Pre-existing Condition Coverage	Yes, Included
Cardiovascular accident, heat exhaustion, stroke or other traumatic events caused by exertion (H&C Benefit)	Yes, Included
Outpatient Physical Therapy	Yes, Included
Durable Medical Equipment	Yes, Included
Prescription Drug Benefit	Yes, Included
Off Season Conditioning	Yes; if school sponsored and supervised
Air/Ground Ambulance Benefit	Yes, Included. Air ambulance must be medically necessary
Approved Experimental Treatments	Yes, when approved by the University and BMI
Catastrophic Cash Benefit	\$500,000

**NOTE:** The information contained in this proposal is only an outline of the benefits offered. It is NOT a complete explanation of the policy provisions or specifics of the policy benefits. To review a complete description of the program coverage, exclusions, and benefits, please contact us for a specimen copy of the policy.



---

## CONFIRMATION OF COVERAGE

---

In order to bind coverage, please complete, sign and date the following forms. Once signed, please email to Gail Gray at [Gail.Gray@McGriff.com](mailto:Gail.Gray@McGriff.com).



# Marshall University 2022/2023

## Accident Insurance Confirmation

Please initial the coverage(s) selected and Sign and Date below.

ICS: AIG/BMI

AM

AGGREGATE DEDUCTIBLE \$825,000

STOP LOSS PREMIUM \$73,000

ADMIN FEE \$46,000

CAT: US Fire/BMI

\$1,600

AM

Acceptance:

This shall serve as official notice that it is our intention to accept this proposal for basic athletic accident insurance in accordance with the provisions stated above. I further certify that I have verified the activities listed in the sports census and accept that changes to that list may result in additional premium due.

Angela White Negley  
Signature

6/10/22  
Date

Chief Procurement Officer  
Title

Email Signed Form to [Gail.Gray@McGriff.com](mailto:Gail.Gray@McGriff.com)

### Dan Nunnery

Sr. Vice President of Education Risk  
McGriff Insurance Services  
417 East Main Street (29640)  
Easley, SC 29641  
[DNunnery@McGriff.com](mailto:DNunnery@McGriff.com)  
864.442.4005

### Matt D'Antoni

Vice President  
McGriff Insurance Services  
1359 21<sup>st</sup> Avenue North, Suite 105  
Myrtle Beach, SC 29577  
[MDAntoni@McGriff.com](mailto:MDAntoni@McGriff.com)  
843.213.2621

### Gail Gray

Account Executive Educational Risk  
[Gail.Gray@McGriff.com](mailto:Gail.Gray@McGriff.com)  
864.672.1345

The rates and benefits shown in this proposal are for an illustrative comparison only. Please refer to the carrier's certificate of coverage for a complete description of benefits, exclusions, and limitations. In the event of a discrepancy, the carrier's contract will always govern.

---

## **CLAIM REPORTS / LOSS RUNS AGGREGATE DEDUCTIBLE CLAIMS FUND BANK DETAIL**

---



## Claim Detail

Payor: Marshall University

Insured	Date Of Loss	Sport	Charges	Allowed	Write Off	Ineligible	COB	Deductible	Amount Paid
Benefit Contract ID: MARS00_080119-20 EXHAUSTED Effective Date: 08/01/2019									
ADAMS, T	08/05/2019	FOOTBALL	\$2,698.25	\$1,888.78	\$809.47	\$0.00	\$0.00	\$0.00	\$1,888.78
BASHAM, B	11/02/2019	DIVING	\$4,170.02	\$2,864.06	\$1,305.96	\$0.00	\$0.00	\$0.00	\$2,864.06
BECKETT, T	11/28/2019	FOOTBALL	\$950.00	\$704.20	\$245.80	\$0.00	\$0.00	\$0.00	\$704.20
BENDZIEWICZ, C	12/07/2019	SWIMMING	\$8,501.42	\$6,378.28	\$2,123.14	\$0.00	\$3,126.91	\$0.00	\$3,251.37
BENNETT, I	12/04/2019	BASKETBALL	\$4,828.32	\$3,395.86	\$1,432.46	\$0.00	\$0.00	\$0.00	\$3,395.86
BLANTON, G	10/27/2019	FOOTBALL	\$351.50	\$294.79	\$56.71	\$0.00	\$235.83	\$0.00	\$58.96
BROWN, A	09/27/2019	SOFTBALL	\$25,829.81	\$20,752.80	\$5,077.01	\$0.00	\$13,799.74	\$0.00	\$6,953.06
BROWN, T	12/23/2019	FOOTBALL	\$1,615.87	\$1,206.84	\$409.03	\$0.00	\$49.19	\$0.00	\$1,157.65
BURCH, B	02/28/2020	SOFTBALL	\$10,419.00	\$3,377.53	\$7,041.47	\$0.00	\$2,017.22	\$0.00	\$1,360.31
CAVICANTE, B	02/12/2020	FOOTBALL	\$581.50	\$439.92	\$141.58	\$0.00	\$337.38	\$0.00	\$102.54
CAVICANTE, B	02/27/2020	FOOTBALL	\$18,673.43	\$13,848.60	\$4,824.83	\$0.00	\$13,051.63	\$0.00	\$796.97
CHEATWOOD, J	01/23/2020	BASEBALL	\$7,889.50	\$7,244.36	\$645.14	\$0.00	\$47.17	\$0.00	\$7,197.19
COUCH, M	09/23/2019	FOOTBALL	\$1,946.49	\$1,325.77	\$620.72	\$0.00	\$0.00	\$0.00	\$1,325.77
CROOM, R	12/18/2019	FOOTBALL	\$3,125.00	\$2,876.92	\$248.08	\$0.00	\$701.54	\$0.00	\$2,175.38
CRUZ, B	10/01/2019	SOCCER	\$3,686.50	\$2,595.40	\$1,091.10	\$0.00	\$0.00	\$0.00	\$2,595.40
CUAN, S	10/23/2019	SOCCER	\$848.50	\$607.80	\$240.70	\$0.00	\$0.00	\$0.00	\$607.80
CUNNINGHAM, L	08/02/2019	FOOTBALL	\$60,027.81	\$47,623.92	\$12,403.89	\$0.00	\$44,134.21	\$0.00	\$3,489.71
CUNNINGHAM, X	09/26/2019	FOOTBALL	\$69,251.16	\$59,076.30	\$10,174.86	\$0.00	\$47,407.09	\$0.00	\$11,669.21
DERROW, T	09/27/2019	TRACK/FIELD	\$240.00	\$151.05	\$88.95	\$0.00	\$31.05	\$0.00	\$120.00
DIAZ-SALCEDO, C	09/17/2019	SOCCER	\$337.25	\$236.07	\$101.18	\$0.00	\$0.00	\$0.00	\$236.07
DIAZ-SALCEDO, C	12/01/2019	SOCCER	\$14,882.10	\$10,539.61	\$4,342.49	\$0.00	\$0.00	\$0.00	\$10,539.61
DOGAN, C	10/14/2019	TRACK/FIELD	\$3,357.00	\$2,535.30	\$821.70	\$0.00	\$2,045.93	\$0.00	\$489.37
DOGAN, C	01/06/2020	TRACK/FIELD	\$548.00	\$459.58	\$88.42	\$0.00	\$93.15	\$0.00	\$366.43
DRISKELL, E	08/10/2019	FOOTBALL	\$7,109.75	\$2,384.58	\$4,725.17	\$0.00	\$1,319.77	\$0.00	\$1,064.81
EDWARDS, L	02/07/2020	BASEBALL	\$351.50	\$319.87	\$31.63	\$0.00	\$0.00	\$0.00	\$319.87
EDWARDS, L	02/27/2020	BASEBALL	\$557.75	\$507.55	\$50.20	\$0.00	\$0.00	\$0.00	\$507.55
EDWARDS, J	12/23/2019	FOOTBALL	\$110.00	\$62.70	\$47.30	\$0.00	\$32.70	\$0.00	\$30.00
EVANS, S	12/13/2019	FOOTBALL	\$30,126.38	\$18,443.70	\$11,682.68	\$0.00	\$0.00	\$0.00	\$18,443.70
FERNANDES, V	09/02/2019	SOCCER	\$337.25	\$236.07	\$101.18	\$0.00	\$0.00	\$0.00	\$236.07
FERNANDES, V	09/14/2019	SOCCER	\$3,551.25	\$2,500.72	\$1,050.53	\$0.00	\$0.00	\$0.00	\$2,500.72
GAMMAGE, C	02/18/2020	FOOTBALL	\$23,452.34	\$15,713.93	\$7,738.41	\$0.00	\$0.00	\$0.00	\$15,713.93

**Claim Detail**  
**Payor: Marshall University**

Insured	Date Of Loss	Sport	Charges	Allowed	Write Off	Ineligible	COB	Deductible	Amount Paid
GARN, M	03/13/2020	FOOTBALL	\$4,371.75	\$861.75	\$3,510.00	\$0.00	\$420.99	\$0.00	\$440.76
GARRISON, M	09/09/2019	CROSS COUNTRY	\$674.50	\$640.78	\$33.72	\$0.00	\$351.70	\$0.00	\$289.08
GEORGE, D	11/07/2019	BASKETBALL	\$351.50	\$294.79	\$56.71	\$0.00	\$0.00	\$0.00	\$294.79
GEORGE, D	02/01/2020	BASKETBALL	\$351.50	\$294.79	\$56.71	\$0.00	\$0.00	\$0.00	\$294.79
GILMORE, S	12/23/2019	FOOTBALL	\$557.75	\$390.43	\$167.32	\$0.00	\$0.00	\$0.00	\$390.43
GRAY, R	01/24/2020	SOCCER	\$200.00	\$127.17	\$72.83	\$0.00	\$107.17	\$0.00	\$20.00
HAGLER, H	06/08/2020	FOOTBALL	\$2,279.25	\$1,626.42	\$652.83	\$0.00	\$0.00	\$0.00	\$1,626.42
HARRISON, B	03/10/2020	CHEERLEADING	\$30.00	\$17.96	\$12.04	\$0.00	\$14.37	\$0.00	\$3.59
HENRY, A	08/05/2019	FOOTBALL	\$577.51	\$245.46	\$332.05	\$0.00	\$0.00	\$0.00	\$245.46
HENRY, A	09/16/2019	FOOTBALL	\$51,967.63	\$30,906.68	\$21,060.95	\$0.00	\$0.00	\$0.00	\$30,906.68
HENRY, A	03/15/2020	FOOTBALL	\$461.50	\$323.05	\$138.45	\$0.00	\$0.00	\$0.00	\$323.05
HODGE, D	08/05/2019	FOOTBALL	\$1,169.46	\$852.65	\$316.81	\$0.00	\$0.00	\$0.00	\$852.65
HUERTA, S	01/26/2020	SOFTBALL	\$200.00	\$127.17	\$72.83	\$0.00	\$0.00	\$0.00	\$127.17
HUNTER, B	12/09/2019	FOOTBALL	\$1,026.04	\$697.85	\$328.19	\$0.00	\$0.00	\$0.00	\$697.85
HURN, E	02/16/2020	BASEBALL	\$601.50	\$447.29	\$154.21	\$0.00	\$74.54	\$0.00	\$372.75
JACKSON, C	08/10/2019	FOOTBALL	\$682.25	\$494.82	\$187.43	\$0.00	\$0.00	\$0.00	\$494.82
JARRETT, H	08/23/2019	CHEERLEADING	\$743.50	\$591.22	\$152.28	\$0.00	\$472.98	\$0.00	\$118.24
JARRETT, H	01/23/2020	CHEERLEADING	\$9,336.58	\$7,551.46	\$1,785.12	\$0.00	\$3,870.89	\$0.00	\$3,680.57
JOHNSON, T	08/05/2019	FOOTBALL	\$71,746.54	\$45,192.98	\$26,553.56	\$0.00	\$0.00	\$0.00	\$45,192.98
JOHNSON, N	10/18/2019	FOOTBALL	\$2,608.80	\$1,782.55	\$826.25	\$0.00	\$0.00	\$0.00	\$1,782.55
JOHNSON, T	10/07/2019	FOOTBALL	\$26,175.89	\$15,580.16	\$10,595.73	\$0.00	\$0.00	\$0.00	\$15,580.16
JOHNSON, W	11/02/2019	FOOTBALL	\$614.75	\$433.17	\$181.58	\$0.00	\$0.00	\$0.00	\$433.17
JONES, E	08/30/2019	SOFTBALL	\$3,554.25	\$3,150.68	\$403.57	\$0.00	\$2,482.91	\$0.00	\$667.77
JONES, E	03/11/2020	SOFTBALL	\$351.50	\$316.35	\$35.15	\$0.00	\$0.00	\$0.00	\$316.35
KEATON, T	11/15/2019	FOOTBALL	\$4,090.02	\$2,808.06	\$1,281.96	\$0.00	\$0.00	\$0.00	\$2,808.06
KING, K	08/12/2019	FOOTBALL	\$2,995.25	\$2,111.52	\$883.73	\$0.00	\$0.00	\$0.00	\$2,111.52
KIPP, C	11/18/2019	BASEBALL	\$80.00	\$56.00	\$24.00	\$0.00	\$0.00	\$0.00	\$56.00
KNOX, B	02/26/2020	FOOTBALL	\$3,190.00	\$2,247.85	\$942.15	\$0.00	\$0.00	\$0.00	\$2,247.85
LEINHOS, J	10/29/2019	SOCCER	\$78,963.52	\$50,875.94	\$28,087.58	\$0.00	\$0.00	\$0.00	\$50,875.94
LEITCH, R	01/26/2020	BASEBALL	\$1,462.75	\$1,030.83	\$431.92	\$0.00	\$0.00	\$0.00	\$1,030.83
LEITCH, R	02/23/2020	BASEBALL	\$581.50	\$407.05	\$174.45	\$0.00	\$0.00	\$0.00	\$407.05
LEWIS, A	10/19/2019	CROSS COUNTRY	\$351.50	\$333.75	\$17.75	\$0.00	\$233.75	\$0.00	\$100.00
LINSCOTT, S	01/27/2020	BASEBALL	\$2,105.25	\$1,681.93	\$423.32	\$0.00	\$0.00	\$0.00	\$1,681.93
LOSTUMO, S	02/17/2020	VOLLEYBALL	\$935.22	\$636.31	\$298.91	\$0.00	\$108.76	\$0.00	\$527.55
LYON, C	01/16/2020	SOFTBALL	\$200.00	\$94.91	\$105.09	\$0.00	\$36.87	\$0.00	\$58.04

**Claim Detail**  
**Payor: Marshall University**

Insured	Date Of Loss	Sport	Charges	Allowed	Write Off	Ineligible	COB	Deductible	Amount Paid
MACKOWIAK, V	11/20/2019	TRACK/FIELD	\$3,164.50	\$2,653.95	\$510.55	\$0.00	\$2,209.16	\$0.00	\$444.79
MADDEN, R	10/18/2019	FOOTBALL	\$3,431.00	\$2,432.60	\$998.40	\$0.00	\$0.00	\$0.00	\$2,432.60
MADDEN, R	10/09/2019	FOOTBALL	\$3,013.00	\$2,109.10	\$903.90	\$0.00	\$0.00	\$0.00	\$2,109.10
MADDEN, R	01/22/2020	FOOTBALL	\$8,324.71	\$5,827.29	\$2,497.42	\$0.00	\$0.00	\$0.00	\$5,827.29
MADDOX, J	08/31/2019	FOOTBALL	\$58,175.20	\$46,767.74	\$11,407.46	\$0.00	\$40,887.39	\$0.00	\$5,880.35
MARTIN, C	10/22/2019	SWIMMING	\$62,081.84	\$49,208.40	\$12,873.44	\$0.00	\$43,606.61	\$0.00	\$5,601.79
MATHES, H	08/29/2019	BASEBALL	\$280.00	\$226.39	\$53.61	\$0.00	\$126.39	\$0.00	\$100.00
MATHES, C	10/10/2019	SOFTBALL	\$18,868.75	\$2,977.69	\$15,891.06	\$0.00	\$982.15	\$0.00	\$1,995.54
MAY, M	01/18/2020	CHEERLEADING	\$486.18	\$302.98	\$183.20	\$0.00	\$101.46	\$0.00	\$201.52
MCALISTER, M	10/05/2019	CROSS COUNTRY	\$351.50	\$294.79	\$56.71	\$0.00	\$235.83	\$0.00	\$58.96
MCDANIEL, K	09/28/2019	FOOTBALL	\$337.25	\$236.07	\$101.18	\$0.00	\$0.00	\$0.00	\$236.07
MCDANIEL, K	02/19/2020	FOOTBALL	\$75,490.79	\$55,992.47	\$19,498.32	\$0.00	\$0.00	\$0.00	\$32,287.00
MCDUFFIE, A	02/18/2020	FOOTBALL	\$892.87	\$620.09	\$272.78	\$0.00	\$237.07	\$0.00	\$383.02
MCLEAN, C	09/18/2019	BASKETBALL	\$507.25	\$355.07	\$152.18	\$0.00	\$0.00	\$0.00	\$355.07
MCMILLAN, C	02/17/2020	FOOTBALL	\$86.13	\$86.13	\$0.00	\$0.00	\$0.00	\$0.00	\$86.13
MCVICKER, C	02/05/2020	SOCCER	\$2,894.00	\$980.29	\$1,913.71	\$0.00	\$81.82	\$0.00	\$898.47
MERRELL, K	09/28/2019	FOOTBALL	\$31,899.95	\$18,938.69	\$12,961.26	\$0.00	\$0.00	\$0.00	\$18,938.69
MILADINOVIC, G	02/05/2020	BASKETBALL	\$703.00	\$492.00	\$211.00	\$0.00	\$0.00	\$0.00	\$492.00
MILLER, D	10/26/2019	FOOTBALL	\$4,032.57	\$2,980.42	\$1,052.15	\$0.00	\$0.00	\$0.00	\$2,980.42
MOCYUNAS, C	09/10/2019	SOCCER	\$375.25	\$297.17	\$78.08	\$0.00	\$0.00	\$0.00	\$297.17
MOLLETTE, A	12/09/2019	FOOTBALL	\$351.50	\$332.52	\$18.98	\$0.00	\$0.00	\$0.00	\$332.52
MONTOUTE, D	09/30/2019	SOCCER	\$337.25	\$236.08	\$101.17	\$0.00	\$0.00	\$0.00	\$236.08
MOOIJ, R	08/27/2019	SWIMMING	\$535.00	\$374.50	\$160.50	\$0.00	\$0.00	\$0.00	\$374.50
MOOIJ, R	10/01/2019	SWIMMING	\$8,057.35	\$5,665.80	\$2,391.55	\$0.00	\$0.00	\$0.00	\$5,665.80
MOOIJ, R	01/06/2020	SWIMMING	\$7,932.75	\$5,640.22	\$2,292.53	\$0.00	\$0.00	\$0.00	\$5,640.22
MORRONE, G	01/19/2020	CHEERLEADING	\$3,702.00	\$608.60	\$3,093.40	\$0.00	\$26.88	\$0.00	\$581.72
MORROW, J	10/12/2019	FOOTBALL	\$557.75	\$390.42	\$167.33	\$0.00	\$0.00	\$0.00	\$390.42
MURPHY, E	08/13/2019	TRACK/FIELD	\$50,187.14	\$32,671.16	\$17,515.98	\$0.00	\$0.00	\$0.00	\$32,671.16
MYERS, C	01/15/2020	SOFTBALL	\$7,525.25	\$5,892.26	\$1,632.99	\$0.00	\$2,899.18	\$0.00	\$2,993.08
NOEVIK, I	08/16/2019	SOCCER	\$10,686.50	\$6,018.60	\$4,667.90	\$0.00	\$0.00	\$0.00	\$6,018.60
NORLIN, C	08/12/2019	SOCCER	\$4,755.00	\$2,261.00	\$2,494.00	\$0.00	\$0.00	\$0.00	\$2,261.00
NOTARDONATO, B	10/26/2019	SOCCER	\$3,169.00	\$2,833.96	\$335.04	\$0.00	\$2,090.88	\$0.00	\$743.08
OBIALO, O	08/16/2019	FOOTBALL	\$7,983.00	\$4,103.10	\$3,879.90	\$0.00	\$0.00	\$0.00	\$4,103.10
PAPILLON, L	03/13/2020	FOOTBALL	\$4,773.50	\$3,358.70	\$1,414.80	\$0.00	\$0.00	\$0.00	\$3,358.70
PARO, T	09/04/2019	BASEBALL	\$7,275.50	\$6,188.21	\$1,087.29	\$0.00	\$4,422.04	\$0.00	\$1,766.17

**Claim Detail**  
**Payor: Marshall University**

Insured	Date Of Loss	Sport	Charges	Allowed	Write Off	Ineligible	COB	Deductible	Amount Paid
PEARSON, T	12/15/2019	BASKETBALL	\$389.50	\$358.80	\$30.70	\$0.00	\$287.04	\$0.00	\$71.76
PEARSON, T	02/15/2020	BASKETBALL	\$80.00	\$52.06	\$27.94	\$0.00	\$0.00	\$0.00	\$52.06
PICCIRILLI, E	08/30/2019	SOCCER	\$8,403.00	\$4,061.50	\$4,341.50	\$0.00	\$0.00	\$0.00	\$4,061.50
PICCIRILLI, E	02/18/2020	SOCCER	\$6,640.75	\$5,880.65	\$760.10	\$0.00	\$5,830.65	\$0.00	\$50.00
PITA, P	09/05/2019	SOCCER	\$337.25	\$236.07	\$101.18	\$0.00	\$0.00	\$0.00	\$236.07
PITA, P	09/10/2019	SOCCER	\$337.25	\$236.07	\$101.18	\$0.00	\$0.00	\$0.00	\$236.07
PITA, P	10/22/2019	SOCCER	\$3,461.50	\$2,437.90	\$1,023.60	\$0.00	\$0.00	\$0.00	\$2,437.90
PITTS, D	08/16/2019	FOOTBALL	\$5,097.00	\$2,097.75	\$2,999.25	\$0.00	\$0.00	\$0.00	\$2,097.75
PORTER, O	09/28/2019	FOOTBALL	\$3,110.00	\$2,495.64	\$614.36	\$0.00	\$1,739.88	\$0.00	\$755.76
POWERS, G	10/17/2019	SOCCER	\$875.00	\$604.26	\$270.74	\$0.00	\$0.00	\$0.00	\$604.26
PRESTON, M	02/18/2020	SOCCER	\$3,806.00	\$3,438.89	\$367.11	\$0.00	\$1,829.17	\$0.00	\$1,609.72
PRIESTLEY, G	09/03/2019	BASEBALL	\$6,236.25	\$4,070.25	\$2,166.00	\$0.00	\$0.00	\$0.00	\$4,070.25
PRINE, I	10/16/2019	GOLF	\$351.50	\$69.15	\$282.35	\$0.00	\$0.00	\$0.00	\$69.15
PYE, S	09/04/2019	SOFTBALL	\$7,649.75	\$5,354.82	\$2,294.93	\$0.00	\$0.00	\$0.00	\$5,354.82
PYE, S	10/28/2019	SOFTBALL	\$1,059.50	\$777.05	\$282.45	\$0.00	\$0.00	\$0.00	\$777.05
RAINES, J	12/06/2019	TRACK/FIELD	\$351.50	\$294.79	\$56.71	\$0.00	\$235.83	\$0.00	\$58.96
RICHARDSON, T	09/28/2019	FOOTBALL	\$381.50	\$312.75	\$68.75	\$0.00	\$0.00	\$0.00	\$312.75
RICHARDSON, A	12/11/2019	FOOTBALL	\$18,809.05	\$4,205.44	\$14,603.61	\$0.00	\$2,906.71	\$0.00	\$1,298.73
ROBERTS, J	02/11/2020	SOCCER	\$3,454.50	\$2,519.12	\$935.38	\$0.00	\$209.27	\$0.00	\$2,309.85
ROPER, L	01/13/2020	BASKETBALL	\$3,461.50	\$2,790.43	\$671.07	\$0.00	\$0.00	\$0.00	\$2,790.43
ROUSSEAU, R	09/30/2019	SOFTBALL	\$817.75	\$259.49	\$558.26	\$0.00	\$37.82	\$0.00	\$221.67
ROUSSEAU, R	02/02/2020	SOFTBALL	\$351.50	\$88.59	\$262.91	\$0.00	\$54.81	\$0.00	\$33.78
SACKARIS, J	08/25/2019	SOCCER	\$24,994.55	\$17,004.83	\$7,989.72	\$0.00	\$12,864.83	\$0.00	\$4,140.00
SACKARIS, J	03/07/2020	SOCCER	\$2,813.00	\$2,359.16	\$453.84	\$0.00	\$2,309.16	\$0.00	\$50.00
SALGUERO, K	12/11/2019	FOOTBALL	\$3,110.00	\$2,191.75	\$918.25	\$0.00	\$0.00	\$0.00	\$2,191.75
SCHAEFER, K	02/09/2020	BASEBALL	\$351.50	\$245.05	\$106.45	\$0.00	\$0.00	\$0.00	\$245.05
SCHNEIDER, M	11/17/2019	SOCCER	\$351.50	\$351.50	\$0.00	\$0.00	\$0.00	\$0.00	\$351.50
SCHRAY, T	09/18/2019	SOCCER	\$1,054.50	\$207.45	\$847.05	\$0.00	\$0.00	\$0.00	\$207.45
SCHUKLE, J	10/05/2019	SOCCER	\$351.50	\$332.52	\$18.98	\$0.00	\$266.02	\$0.00	\$66.50
SHANKS, H	02/25/2020	SOCCER	\$581.50	\$484.15	\$97.35	\$0.00	\$0.00	\$0.00	\$484.15
SHY, P	01/16/2020	BASKETBALL	\$641.50	\$512.29	\$129.21	\$0.00	\$0.00	\$0.00	\$512.29
SMITH, J	08/10/2019	FOOTBALL	\$68,804.13	\$41,899.21	\$26,904.92	\$0.00	\$0.00	\$0.00	\$41,899.21
SOUZA, J	02/24/2020	SOCCER	\$691.50	\$494.05	\$197.45	\$0.00	\$0.00	\$0.00	\$494.05
SYKES, J	08/12/2019	FOOTBALL	\$2,198.00	\$1,993.70	\$204.30	\$0.00	\$0.00	\$0.00	\$1,993.70
THOMAS, L	10/14/2019	BASKETBALL	\$13,724.64	\$10,525.35	\$3,199.29	\$0.00	\$7,895.57	\$0.00	\$2,629.78



**Claim Detail**  
**Payor: Marshall University**

Insured	Date Of Loss	Sport	Charges	Allowed	Write Off	Ineligible	COB	Deductible	Amount Paid
THOMSON, A	08/05/2019	FOOTBALL	\$351.50	\$294.79	\$56.71	\$0.00	\$85.32	\$0.00	\$209.47
VAUGHT, R	09/27/2019	CROSS COUNTRY	\$703.00	\$632.70	\$70.30	\$0.00	\$506.16	\$0.00	\$126.54
VOGLER, M	10/05/2019	SOCCER	\$351.50	\$319.87	\$31.63	\$0.00	\$255.90	\$0.00	\$63.97
WALDEN, S	11/10/2019	FOOTBALL	\$557.75	\$507.55	\$50.20	\$0.00	\$49.83	\$0.00	\$457.72
WALKER, E	08/22/2019	SWIMMING	\$48,711.24	\$31,331.31	\$17,379.93	\$0.00	\$0.00	\$0.00	\$31,331.31
WATTS, K	09/28/2019	CHEERLEADING	\$71,649.81	\$60,090.03	\$11,559.78	\$0.00	\$56,635.40	\$0.00	\$3,454.63
WELLS, G	02/06/2020	FOOTBALL	\$389.50	\$274.55	\$114.95	\$0.00	\$0.00	\$0.00	\$274.55
WHITE, D	08/12/2019	TRACK/FIELD	\$236.73	\$92.13	\$146.60	\$0.00	\$0.00	\$0.00	\$92.13
WHITE, M	10/04/2019	SOCCER	\$27,492.16	\$1,794.79	\$25,697.37	\$0.00	\$778.23	\$0.00	\$1,016.56
YOSEF, M	08/18/2019	SOCCER	\$337.25	\$236.07	\$101.18	\$0.00	\$0.00	\$0.00	\$236.07
<b>Total for Benefit Contract ID MARS00_080119-20 EXHAUSTED:</b>			<b>\$1,325,079.65</b>	<b>\$892,995.37</b>	<b>\$432,084.28</b>	<b>\$0.00</b>	<b>\$329,289.90</b>	<b>\$0.00</b>	<b>\$540,000.00</b>
<b>Benefit Contract ID: MARS00_080120-21 EXHAUSTED Effective Date: 08/01/2020</b>									
ABRUZZINO, A	09/21/2020	SWIMMING	\$6,625.55	\$5,203.20	\$1,422.35	\$0.00	\$4,682.88	\$0.00	\$520.32
ADAMS, T	12/05/2020	FOOTBALL	\$2,927.75	\$2,382.32	\$545.43	\$0.00	\$24.37	\$0.00	\$2,357.95
ADAMS, T	04/16/2021	FOOTBALL	\$2,335.55	\$1,891.63	\$443.92	\$0.00	\$1,340.56	\$0.00	\$551.07
ALI (WRIGHT), R	08/03/2020	FOOTBALL	\$5,088.05	\$3,594.89	\$1,493.16	\$0.00	\$0.00	\$0.00	\$3,594.89
ALI (WRIGHT), R	08/03/2020	FOOTBALL	\$3,824.75	\$2,724.65	\$1,100.10	\$0.00	\$0.00	\$0.00	\$2,724.65
ALI (WRIGHT), R	04/17/2021	FOOTBALL	\$3,224.75	\$2,272.17	\$952.58	\$0.00	\$0.00	\$0.00	\$2,272.17
ALVES, G	01/14/2021	SOCCER	\$451.88	\$303.16	\$148.72	\$0.00	\$0.00	\$0.00	\$303.16
ANDERSON, J	04/03/2021	FOOTBALL	\$200.00	\$200.00	\$0.00	\$0.00	\$0.00	\$0.00	\$200.00
ARKENBURG, N	03/08/2021	BASEBALL	\$7,854.38	\$3,115.32	\$4,739.06	\$0.00	\$2,351.29	\$0.00	\$764.03
BALL, J	11/14/2020	FOOTBALL	\$3,921.14	\$3,412.62	\$508.52	\$0.00	\$2,574.50	\$0.00	\$838.12
BANKO, S	10/13/2020	CHEERLEADING	\$2,283.67	\$1,754.19	\$529.48	\$0.00	\$0.00	\$0.00	\$1,754.19
BEAUPLAN, A	10/17/2020	FOOTBALL	\$6,886.50	\$4,855.95	\$2,030.55	\$0.00	\$0.00	\$0.00	\$4,855.95
BEAUPLAN, A	04/17/2021	FOOTBALL	\$535.75	\$375.02	\$160.73	\$0.00	\$0.00	\$0.00	\$375.02
BECKETT, T	12/05/2020	FOOTBALL	\$445.75	\$312.02	\$133.73	\$0.00	\$0.00	\$0.00	\$312.02
BENNETT, I	09/21/2020	BASKETBALL	\$619.75	\$433.82	\$185.93	\$0.00	\$0.00	\$0.00	\$433.82
BENNETT, I	12/08/2020	BASKETBALL	\$28,050.57	\$17,291.67	\$10,758.90	\$0.00	\$0.00	\$0.00	\$17,291.67
BONKAVICH, W	03/27/2021	FOOTBALL	\$1,913.00	\$1,538.06	\$374.94	\$0.00	\$870.46	\$0.00	\$667.60
BURTON, S	08/15/2020	FOOTBALL	\$50,793.81	\$29,966.29	\$20,827.52	\$0.00	\$0.00	\$0.00	\$29,966.29
BURTON, S	11/10/2020	FOOTBALL	\$89,080.18	\$58,440.02	\$30,640.16	\$0.00	\$0.00	\$0.00	\$58,440.02
BURTON, S	10/17/2020	FOOTBALL	\$10,629.78	\$7,935.95	\$2,693.83	\$0.00	\$0.00	\$0.00	\$7,935.95

**Claim Detail**  
**Payor: Marshall University**

Insured	Date Of Loss	Sport	Charges	Allowed	Write Off	Ineligible	COB	Deductible	Amount Paid
BUSH, I	08/14/2020	FOOTBALL	\$1,055.25	\$742.13	\$313.12	\$0.00	\$0.00	\$0.00	\$742.13
BUSH, I	12/15/2020	FOOTBALL	\$795.75	\$557.02	\$238.73	\$0.00	\$0.00	\$0.00	\$557.02
BUSH, I	03/04/2021	FOOTBALL	\$515.75	\$361.02	\$154.73	\$0.00	\$0.00	\$0.00	\$361.02
CAVICANTE, B	04/10/2021	FOOTBALL	\$6,536.50	\$3,401.24	\$3,135.26	\$0.00	\$2,432.77	\$0.00	\$968.47
CHOBAN, B	10/10/2020	BASEBALL	\$6,178.50	\$4,324.95	\$1,853.55	\$0.00	\$0.00	\$0.00	\$4,324.95
CLARK, L	08/22/2020	FOOTBALL	\$889.07	\$538.02	\$351.05	\$0.00	\$376.62	\$0.00	\$161.40
COCHRAN, J	10/18/2020	CHEERLEADING	\$11,787.16	\$8,098.79	\$3,688.37	\$0.00	\$6,184.88	\$0.00	\$1,913.91
COFFMAN, J	02/01/2021	FOOTBALL	\$37,181.95	\$30,350.26	\$6,831.69	\$0.00	\$25,354.90	\$0.00	\$4,995.36
CUMBERLANDER, K	12/05/2020	FOOTBALL	\$455.75	\$319.02	\$136.73	\$0.00	\$0.00	\$0.00	\$319.02
CUMMINGS, N	02/21/2021	BASEBALL	\$30,169.48	\$22,727.48	\$7,442.00	\$0.00	\$19,152.29	\$0.00	\$3,575.19
CUNNINGHAM, L	11/20/2020	FOOTBALL	\$2,927.75	\$2,049.42	\$878.33	\$0.00	\$0.00	\$0.00	\$2,049.42
DERROW, T	01/20/2021	TRACK/FIELD	\$3,217.75	\$2,960.18	\$257.57	\$0.00	\$726.11	\$0.00	\$2,234.07
DEVITO, Z	08/02/2020	SOCCER	\$200.00	\$133.14	\$66.86	\$0.00	\$93.14	\$0.00	\$40.00
DIPALMA, M	10/20/2020	CHEERLEADING	\$37,703.56	\$24,817.04	\$12,886.52	\$0.00	\$19,549.48	\$0.00	\$5,267.56
DOMENICK, J	10/24/2020	CROSS COUNTRY	\$3,583.50	\$2,564.54	\$1,018.96	\$0.00	\$238.10	\$0.00	\$2,326.44
DOSSANTOS, N	11/02/2020	SOCCER	\$3,564.75	\$2,445.32	\$1,119.43	\$0.00	\$48.51	\$0.00	\$2,396.81
DRAYTON, B	12/18/2020	FOOTBALL	\$55,012.99	\$34,058.59	\$20,954.40	\$0.00	\$0.00	\$0.00	\$34,058.59
DRISKELL, E	12/18/2020	FOOTBALL	\$49,091.90	\$34,040.24	\$15,051.66	\$0.00	\$25,491.92	\$0.00	\$8,548.32
EDWARDS, J	03/23/2021	FOOTBALL	\$485.15	\$278.62	\$206.53	\$0.00	\$173.47	\$0.00	\$105.15
EDWARDS, L	05/11/2021	BASEBALL	\$1,665.00	\$1,481.61	\$183.39	\$0.00	\$1,188.65	\$0.00	\$292.96
ELYSEE, B	01/16/2021	TRACK/FIELD	\$4,531.25	\$3,186.37	\$1,344.88	\$0.00	\$0.00	\$0.00	\$3,186.37
ELYSEE, B	03/18/2021	TRACK/FIELD	\$677.75	\$481.02	\$196.73	\$0.00	\$0.00	\$0.00	\$481.02
ESKINS, N	03/29/2021	SOCCER	\$731.50	\$595.24	\$136.26	\$0.00	\$36.19	\$0.00	\$559.05
EVANS, S	09/19/2020	FOOTBALL	\$365.75	\$329.18	\$36.57	\$0.00	\$263.34	\$0.00	\$65.84
EVANS, S	10/17/2020	FOOTBALL	\$35,283.35	\$24,503.97	\$10,779.38	\$0.00	\$21,027.59	\$0.00	\$3,476.38
FANSLER, H	02/17/2021	BASEBALL	\$565.75	\$490.15	\$75.60	\$0.00	\$100.97	\$0.00	\$389.18
FANSLER, H	09/27/2020	BASEBALL	\$956.70	\$861.04	\$95.66	\$0.00	\$611.04	\$0.00	\$250.00
FERNANDES, V	03/18/2021	SOCCER	\$3,374.75	\$2,377.17	\$997.58	\$0.00	\$0.00	\$0.00	\$2,377.17
GARRISON, M	01/21/2021	CROSS COUNTRY	\$3,849.50	\$3,143.05	\$706.45	\$0.00	\$2,378.74	\$0.00	\$764.31
GILMORE, S	12/18/2020	FOOTBALL	\$365.75	\$256.02	\$109.73	\$0.00	\$0.00	\$0.00	\$256.02
GRAY, C	12/25/2020	FOOTBALL	\$3,374.75	\$2,377.17	\$997.58	\$0.00	\$0.00	\$0.00	\$2,377.17
GRAY, C	04/03/2021	FOOTBALL	\$365.75	\$256.02	\$109.73	\$0.00	\$0.00	\$0.00	\$256.02
GRIFFITH, H	10/26/2020	SOCCER	\$150.00	\$50.35	\$99.65	\$0.00	\$40.28	\$0.00	\$10.07
GRIFFITH, H	02/13/2021	SOCCER	\$52,713.65	\$42,508.61	\$10,205.04	\$0.00	\$35,555.20	\$0.00	\$6,953.41
GROBE, C	08/13/2020	FOOTBALL	\$110.00	\$55.58	\$54.42	\$0.00	\$6.20	\$0.00	\$49.38

**Claim Detail**  
**Payor: Marshall University**

Insured	Date Of Loss	Sport	Charges	Allowed	Write Off	Ineligible	COB	Deductible	Amount Paid
GROBE, C	09/25/2020	FOOTBALL	\$41,549.20	\$8,640.19	\$32,909.01	\$0.00	\$6,763.33	\$0.00	\$1,876.86
GUERRERO, M	09/20/2020	BASEBALL	\$427.50	\$0.00	\$427.50	\$0.00	\$0.00	\$0.00	\$0.00
HEFNER, R	10/15/2020	TRACK/FIELD	\$13,491.89	\$9,444.32	\$4,047.57	\$0.00	\$0.00	\$0.00	\$9,444.32
HENDERSON, L	09/01/2020	SWIMMING	\$43,790.25	\$30,661.40	\$13,128.85	\$0.00	\$0.00	\$0.00	\$30,661.40
HENRY, A	09/01/2020	FOOTBALL	\$3,247.75	\$2,287.92	\$959.83	\$0.00	\$0.00	\$0.00	\$2,287.92
HENRY, A	03/25/2021	FOOTBALL	\$445.75	\$312.02	\$133.73	\$0.00	\$0.00	\$0.00	\$312.02
HOUSTON, C	08/17/2020	FOOTBALL	\$351.50	\$246.05	\$105.45	\$0.00	\$0.00	\$0.00	\$246.05
HUERTA, S	02/12/2021	SOFTBALL	\$1,815.25	\$1,365.40	\$449.85	\$0.00	\$1,003.86	\$0.00	\$361.54
HUERTA, S	03/27/2021	SOFTBALL	\$38.00	\$17.17	\$20.83	\$0.00	\$15.45	\$0.00	\$1.72
HUNTER, R	08/20/2020	FOOTBALL	\$96,602.49	\$82,566.72	\$14,035.77	\$0.00	\$69,298.75	\$0.00	\$13,267.97
JODWAY, N	10/29/2020	BASEBALL	\$365.75	\$332.83	\$32.92	\$0.00	\$0.00	\$0.00	\$332.83
JODWAY, N	03/30/2021	BASEBALL	\$21,377.25	\$11,569.02	\$9,808.23	\$0.00	\$9,255.15	\$0.00	\$2,313.87
JOHNSON, W	08/30/2020	FOOTBALL	\$381.50	\$267.05	\$114.45	\$0.00	\$0.00	\$0.00	\$267.05
JOHNSON, T	08/08/2020	FOOTBALL	\$2,010.46	\$1,314.32	\$696.14	\$0.00	\$0.00	\$0.00	\$1,314.32
JOHNSON, W	10/17/2020	FOOTBALL	\$3,224.75	\$2,564.95	\$659.80	\$0.00	\$0.00	\$0.00	\$2,564.95
JOHNSON, W	11/14/2020	FOOTBALL	\$465.75	\$326.02	\$139.73	\$0.00	\$0.00	\$0.00	\$326.02
JOHNSON, W	12/18/2020	FOOTBALL	\$8,148.95	\$5,704.23	\$2,444.72	\$0.00	\$0.00	\$0.00	\$5,704.23
KATAYAMA, K	01/31/2021	SWIMMING	\$580.50	\$549.15	\$31.35	\$0.00	\$0.00	\$0.00	\$549.15
KEATON, T	04/08/2021	FOOTBALL	\$3,223.75	\$2,271.42	\$952.33	\$0.00	\$0.00	\$0.00	\$2,271.42
KNOX, B	10/07/2020	FOOTBALL	\$3,224.75	\$2,272.18	\$952.57	\$0.00	\$0.00	\$0.00	\$2,272.18
LEINHOS, J	02/13/2021	SOCCER	\$535.75	\$384.57	\$151.18	\$0.00	\$293.12	\$0.00	\$91.45
LONG, A	03/14/2021	CROSS COUNTRY	\$2,927.75	\$2,781.36	\$146.39	\$0.00	\$2,706.36	\$0.00	\$75.00
LOSTUMO, S	08/20/2020	VOLLEYBALL	\$351.50	\$332.52	\$18.98	\$0.00	\$0.00	\$0.00	\$332.52
LOSTUMO, S	10/22/2020	VOLLEYBALL	\$150.00	\$52.06	\$97.94	\$0.00	\$0.00	\$0.00	\$52.06
LOSTUMO, S	01/22/2021	VOLLEYBALL	\$4,701.25	\$4,199.54	\$501.71	\$0.00	\$2,140.67	\$0.00	\$2,058.87
MADDEN, R	12/25/2020	FOOTBALL	\$615.75	\$431.02	\$184.73	\$0.00	\$0.00	\$0.00	\$431.02
MAGEE, J	04/03/2021	FOOTBALL	\$690.00	\$517.50	\$172.50	\$0.00	\$0.00	\$0.00	\$517.50
MARTIN, K	03/19/2021	FOOTBALL	\$55,735.72	\$35,361.64	\$20,374.08	\$0.00	\$0.00	\$0.00	\$35,361.64
MAYO, K	02/27/2021	BASKETBALL	\$5,857.75	\$2,972.33	\$2,885.42	\$0.00	\$0.00	\$0.00	\$2,972.33
MCDUFFIE, A	08/03/2020	FOOTBALL	\$69,810.55	\$53,837.35	\$15,973.20	\$0.00	\$45,806.98	\$0.00	\$8,030.37
MCLEAN, C	11/18/2020	BASKETBALL	\$51,436.66	\$33,108.49	\$18,328.17	\$0.00	\$0.00	\$0.00	\$33,108.49
MCMILLAN, C	09/19/2020	FOOTBALL	\$7,497.50	\$5,289.20	\$2,208.30	\$0.00	\$0.00	\$0.00	\$5,289.20
MCMILLAN, C	03/09/2021	FOOTBALL	\$605.75	\$424.02	\$181.73	\$0.00	\$0.00	\$0.00	\$424.02
MEYER, R	04/09/2021	SOCCER	\$6,197.00	\$3,296.00	\$2,901.00	\$0.00	\$2,054.13	\$0.00	\$1,241.87
MILLER, D	12/05/2020	FOOTBALL	\$1,115.75	\$781.02	\$334.73	\$0.00	\$0.00	\$0.00	\$781.02

Date Printed: 04/06/2022 5:08:14PM

**Claim Detail**  
**Payor: Marshall University**

Insured	Date Of Loss	Sport	Charges	Allowed	Write Off	Ineligible	COB	Deductible	Amount Paid
MITCHELL, K	01/19/2021	GOLF	\$829.21	\$460.84	\$368.37	\$0.00	\$375.95	\$0.00	\$84.89
MITCHELL, K	01/29/2021	GOLF	\$300.00	\$160.97	\$139.03	\$0.00	\$150.97	\$0.00	\$10.00
MITRIC, K	11/16/2020	BASEBALL	\$365.75	\$297.62	\$68.13	\$0.00	\$232.86	\$0.00	\$64.76
MOLLETTE, A	11/14/2020	FOOTBALL	\$17,586.40	\$16,467.54	\$1,118.86	\$0.00	\$11,606.05	\$0.00	\$4,861.49
MOORE, H	11/04/2020	SOCCER	\$27,650.00	\$8,642.37	\$19,007.63	\$0.00	\$6,566.04	\$0.00	\$2,076.33
MORRELL, G	10/10/2020	FOOTBALL	\$3,533.50	\$2,473.45	\$1,060.05	\$0.00	\$0.00	\$0.00	\$1,955.22
MUCKER, R	03/11/2021	FOOTBALL	\$740.46	\$517.94	\$222.52	\$0.00	\$334.36	\$0.00	\$183.58
MULLER, J	09/02/2020	CROSS COUNTRY	\$2,785.50	\$2,306.12	\$479.38	\$0.00	\$2,069.99	\$0.00	\$236.13
MURPHY, D	08/17/2020	FOOTBALL	\$4,240.70	\$2,968.49	\$1,272.21	\$0.00	\$0.00	\$0.00	\$2,968.49
MURPHY, J	12/01/2020	FOOTBALL	\$959.05	\$558.15	\$400.90	\$0.00	\$195.32	\$0.00	\$362.83
MURPHY, E	09/11/2020	TRACK/FIELD	\$1,421.25	\$994.87	\$426.38	\$0.00	\$0.00	\$0.00	\$994.87
OSBURN, L	04/10/2021	FOOTBALL	\$297.00	\$222.75	\$74.25	\$0.00	\$0.00	\$0.00	\$222.75
PASCENTE, R	09/15/2020	BASEBALL	\$365.75	\$297.62	\$68.13	\$0.00	\$0.00	\$0.00	\$297.62
PEARSON, T	02/23/2021	BASKETBALL	\$661.75	\$540.64	\$121.11	\$0.00	\$0.00	\$0.00	\$540.64
PICCIRILLI, E	01/18/2021	SOCCER PRACTICE	\$185.00	\$97.87	\$87.13	\$0.00	\$47.87	\$0.00	\$50.00
PURNELL, J	04/03/2021	BASEBALL	\$535.75	\$384.57	\$151.18	\$0.00	\$61.95	\$0.00	\$322.62
RAMEY, A	01/29/2021	SOCCER	\$45,092.90	\$42,657.88	\$2,435.02	\$0.00	\$32,712.50	\$0.00	\$9,945.38
REDMAN, A	08/28/2020	BASKETBALL	\$67,873.24	\$56,859.02	\$11,014.22	\$0.00	\$51,722.49	\$0.00	\$5,136.53
RILEY, K	10/21/2020	TENNIS	\$365.75	\$297.62	\$68.13	\$0.00	\$0.00	\$0.00	\$297.62
ROPER, L	08/14/2020	BASKETBALL	\$3,110.00	\$2,465.37	\$644.63	\$0.00	\$204.65	\$0.00	\$2,260.72
SARTOR, K	04/13/2021	FOOTBALL	\$365.75	\$297.62	\$68.13	\$0.00	\$0.00	\$0.00	\$297.62
SCHANK, S	01/16/2021	VOLLEYBALL	\$365.75	\$297.62	\$68.13	\$0.00	\$78.10	\$0.00	\$219.52
SCHNEIDER, M	04/13/2021	SOCCER	\$150.00	\$105.00	\$45.00	\$0.00	\$0.00	\$0.00	\$105.00
SCIIRAY, T	03/02/2021	SOCCER	\$365.75	\$89.80	\$275.95	\$0.00	\$62.86	\$0.00	\$26.94
SHARP, C	09/16/2020	BASEBALL	\$2,927.75	\$2,049.42	\$878.33	\$0.00	\$0.00	\$0.00	\$2,049.42
SITLER, G	09/21/2020	SOCCER	\$731.50	\$446.33	\$285.17	\$0.00	\$158.25	\$0.00	\$288.08
SITLER, G	01/12/2021	SOCCER	\$1,157.50	\$894.26	\$263.24	\$0.00	\$239.42	\$0.00	\$654.84
SMITH, D	03/23/2021	FOOTBALL	\$1,322.12	\$905.02	\$417.10	\$0.00	\$0.00	\$0.00	\$905.02
SOUZA, J	01/12/2021	SOCCER	\$365.75	\$256.02	\$109.73	\$0.00	\$0.00	\$0.00	\$256.02
STAUFFER, M	10/23/2020	SOFTBALL	\$3,830.61	\$3,582.88	\$247.73	\$0.00	\$619.50	\$0.00	\$2,963.38
TAYLOR, K	04/17/2021	FOOTBALL	\$3,760.50	\$2,647.20	\$1,113.30	\$0.00	\$0.00	\$0.00	\$2,647.20
TAYLOR, A	02/23/2021	BASKETBALL	\$150.00	\$52.75	\$97.25	\$0.00	\$22.75	\$0.00	\$30.00
THOMPSON, B	10/10/2020	FOOTBALL	\$42,013.33	\$26,359.81	\$15,653.52	\$0.00	\$0.00	\$0.00	\$26,359.81
THUNELL, C	09/24/2020	FOOTBALL	\$897.45	\$718.19	\$179.26	\$0.00	\$316.00	\$0.00	\$402.19
TUCKER, K	10/10/2020	FOOTBALL	\$3,700.50	\$2,835.94	\$864.56	\$0.00	\$2,410.55	\$0.00	\$425.39



**Claim Detail**  
**Payor: Marshall University**

Insured	Date Of Loss	Sport	Charges	Allowed	Write Off	Ineligible	COB	Deductible	Amount Paid
TUCKER, K	12/25/2020	FOOTBALL	\$41,016.95	\$33,207.44	\$7,809.51	\$0.00	\$30,556.28	\$0.00	\$2,651.16
VAUGHN, I	10/14/2020	FOOTBALL	\$80,642.28	\$52,513.98	\$28,128.30	\$0.00	\$0.00	\$0.00	\$52,513.98
VAUGHT, R	09/01/2020	CROSS COUNTRY	\$18,387.32	\$16,308.72	\$2,078.60	\$0.00	\$10,228.47	\$0.00	\$6,080.25
WALKINGTON, F	11/02/2020	SOCCER	\$43,351.87	\$30,335.11	\$13,016.76	\$0.00	\$0.00	\$0.00	\$30,335.11
WHEELER, S	03/04/2021	BASKETBALL	\$15,674.70	\$9,347.52	\$6,327.18	\$0.00	\$7,963.23	\$0.00	\$1,384.29
WILHOIT, A	09/01/2020	SWIMMING	\$6,116.00	\$739.78	\$5,376.22	\$0.00	\$539.78	\$0.00	\$200.00
WILHOIT, A	02/19/2021	SWIMMING	\$30,200.75	\$15,677.62	\$14,523.13	\$0.00	\$15,237.56	\$0.00	\$440.06
YOSEF, M	10/26/2020	SOCCER	\$170.00	\$119.00	\$51.00	\$0.00	\$0.00	\$0.00	\$119.00
<b>Total for Benefit Contract ID MARS00_080120-21 EXHAUSTED:</b>			<b>\$1,517,681.03</b>	<b>\$1,051,662.23</b>	<b>\$466,018.80</b>	<b>\$0.00</b>	<b>\$486,926.00</b>	<b>\$0.00</b>	<b>\$564,218.00</b>
<b>Benefit Contract ID: MARS00_080121-22 Effective Date: 08/01/2021</b>									
ADAMS, J	11/16/2021	SOCCER	\$766.00	\$536.20	\$229.80	\$0.00	\$0.00	\$0.00	\$536.20
ALMAZAN, J	09/12/2021	SOCCER	\$1,819.50	\$814.10	\$1,005.40	\$0.00	\$720.10	\$0.00	\$94.00
ALSTON, E	09/11/2021	FOOTBALL	\$788.31	\$533.24	\$255.07	\$0.00	\$0.00	\$0.00	\$533.24
ARKENBURG, N	10/11/2021	BASEBALL	\$788.00	\$591.00	\$197.00	\$0.00	\$0.00	\$0.00	\$591.00
BEAUPLAN, A	10/02/2021	FOOTBALL	\$1,785.17	\$1,256.99	\$528.18	\$0.00	\$0.00	\$0.00	\$1,256.99
BEE, K	09/07/2021	CROSS COUNTRY	\$365.75	\$306.54	\$59.21	\$0.00	\$266.54	\$0.00	\$40.00
BLAY, C	10/30/2021	SOCCER	\$2,738.00	\$1,274.86	\$1,463.14	\$0.00	\$0.00	\$0.00	\$1,274.86
BOWERS, J	08/09/2021	FOOTBALL	\$18,514.19	\$12,254.90	\$6,259.29	\$0.00	\$8,345.48	\$0.00	\$3,909.42
BRAUN, K	09/14/2021	BASKETBALL	\$1,760.75	\$1,247.37	\$513.38	\$0.00	\$0.00	\$0.00	\$1,247.37
BURTON, S	09/09/2021	FOOTBALL	\$365.75	\$256.02	\$109.73	\$0.00	\$0.00	\$0.00	\$256.02
BURTON, S	09/18/2021	FOOTBALL	\$3,223.76	\$2,271.43	\$952.33	\$0.00	\$0.00	\$0.00	\$2,271.43
BURTON, S	11/27/2021	FOOTBALL	\$73,789.33	\$45,699.65	\$28,089.68	\$0.00	\$0.00	\$0.00	\$45,699.65
BUSH, I	08/12/2021	FOOTBALL	\$3,383.00	\$1,832.40	\$1,550.60	\$0.00	\$1,367.40	\$0.00	\$465.00
CADET, M	09/07/2021	TRACK/FIELD	\$3,066.76	\$2,146.73	\$920.03	\$0.00	\$0.00	\$0.00	\$2,146.73
CALOMESE, J	10/30/2021	FOOTBALL	\$383.00	\$314.73	\$68.27	\$0.00	\$0.00	\$0.00	\$314.73
CAPUANO, R	10/24/2021	BASEBALL	\$766.00	\$629.46	\$136.54	\$0.00	\$386.52	\$0.00	\$242.94
CARINCI, D	09/26/2021	BASEBALL	\$6,837.26	\$5,624.41	\$1,212.85	\$0.00	\$4,881.99	\$0.00	\$742.42
CARPENTER, E	08/26/2021	FOOTBALL	\$5,430.19	\$3,847.61	\$1,582.58	\$0.00	\$2,170.31	\$0.00	\$1,677.30
CAVICANTE, B	08/11/2021	FOOTBALL	\$404.75	\$324.39	\$80.36	\$0.00	\$259.52	\$0.00	\$64.87
CAVICANTE, B	09/18/2021	FOOTBALL	\$543.92	\$159.23	\$384.69	\$0.00	\$117.41	\$0.00	\$41.82
COLCLOUGH, K	08/06/2021	BASKETBALL	\$3,363.76	\$2,944.58	\$419.18	\$0.00	\$2,044.58	\$0.00	\$900.00
COOMBS, C	12/10/2021	FOOTBALL	\$161.70	\$130.71	\$30.99	\$0.00	\$0.00	\$0.00	\$130.71

**Claim Detail**  
**Payor: Marshall University**

Insured	Date Of Loss	Sport	Charges	Allowed	Write Off	Ineligible	COB	Deductible	Amount Paid
CORCORAN, C	08/26/2021	SOCCER	\$6,836.51	\$4,433.50	\$2,403.01	\$0.00	\$0.00	\$0.00	\$4,433.50
CORCORAN, C	10/28/2021	SOCCER	\$8,123.05	\$5,181.30	\$2,941.75	\$0.00	\$0.00	\$0.00	\$5,181.30
CROOM, R	09/14/2021	FOOTBALL	\$565.75	\$479.14	\$86.61	\$0.00	\$33.14	\$0.00	\$446.00
CUMBERLANDER, K	08/10/2021	FOOTBALL	\$595.75	\$417.02	\$178.73	\$0.00	\$0.00	\$0.00	\$417.02
DEARINGER, D	08/12/2021	FOOTBALL	\$15,256.15	\$12,622.16	\$2,633.99	\$0.00	\$10,956.60	\$0.00	\$1,665.56
DESCHEPPER, K	10/23/2021	SOFTBALL	\$673.00	\$471.10	\$201.90	\$0.00	\$0.00	\$0.00	\$471.10
DOTSON, V	08/21/2021	CROSS COUNTRY	\$731.50	\$613.08	\$118.42	\$0.00	\$0.00	\$0.00	\$613.08
DRAYTON, B	09/08/2021	FOOTBALL	\$2,927.76	\$2,049.42	\$878.34	\$0.00	\$0.00	\$0.00	\$2,049.42
DRAYTON, B	11/13/2021	FOOTBALL	\$383.00	\$268.10	\$114.90	\$0.00	\$0.00	\$0.00	\$268.10
EDWARDS, D	08/15/2021	SOCCER	\$455.75	\$323.71	\$132.04	\$0.00	\$156.35	\$0.00	\$167.36
EDWARDS, L	09/24/2021	BASEBALL	\$6,797.51	\$6,299.85	\$497.66	\$0.00	\$1,663.86	\$0.00	\$4,635.99
EDWARDS, J	10/09/2021	FOOTBALL	\$460.30	\$308.63	\$151.67	\$0.00	\$188.33	\$0.00	\$120.30
FEUER, J	08/02/2021	SOCCER	\$175.00	\$103.71	\$71.29	\$0.00	\$63.71	\$0.00	\$40.00
FISHER, K	01/24/2022	TENNIS	\$3,449.76	\$331.96	\$3,117.80	\$0.00	\$159.55	\$0.00	\$172.41
FRICKS, W	09/20/2021	BASKETBALL	\$59,832.04	\$51,737.10	\$8,094.94	\$0.00	\$39,206.89	\$0.00	\$12,530.21
GAMMAGE, C	08/05/2021	FOOTBALL	\$605.75	\$424.02	\$181.73	\$0.00	\$0.00	\$0.00	\$424.02
GAMMAGE, C	09/11/2021	FOOTBALL	\$4,203.33	\$2,892.74	\$1,310.59	\$0.00	\$0.00	\$0.00	\$2,892.74
GAMMAGE, C	10/30/2021	FOOTBALL	\$1,206.00	\$851.10	\$354.90	\$0.00	\$0.00	\$0.00	\$851.10
GILMORE, S	11/20/2021	FOOTBALL	\$383.00	\$268.10	\$114.90	\$0.00	\$0.00	\$0.00	\$268.10
GRAHAM, C	08/10/2021	FOOTBALL	\$2,565.59	\$2,150.24	\$415.35	\$0.00	\$1,803.67	\$0.00	\$346.57
GRAY, C	11/20/2021	FOOTBALL	\$383.00	\$268.10	\$114.90	\$0.00	\$0.00	\$0.00	\$268.10
HAGLER, H	08/23/2021	FOOTBALL	\$365.75	\$256.02	\$109.73	\$0.00	\$0.00	\$0.00	\$256.02
HARDEMAN, J	08/12/2021	FOOTBALL	\$3,613.51	\$3,188.10	\$425.41	\$0.00	\$2,869.29	\$0.00	\$318.81
HEFNER, R	10/27/2021	TRACK/FIELD	\$3,066.75	\$2,146.73	\$920.02	\$0.00	\$0.00	\$0.00	\$2,146.73
HEINER, C	10/24/2021	BASEBALL	\$558.00	\$345.21	\$212.79	\$0.00	\$0.00	\$0.00	\$345.21
HILE, C	09/30/2021	BASEBALL	\$15,726.00	\$3,016.50	\$12,709.50	\$0.00	\$2,119.42	\$0.00	\$897.08
HORTON, E	09/29/2021	FOOTBALL	\$5,288.26	\$3,932.80	\$1,355.46	\$0.00	\$2,208.53	\$0.00	\$1,724.27
HUGHES, C	12/02/2021	TRACK/FIELD	\$3,556.76	\$2,727.88	\$828.88	\$0.00	\$2,455.09	\$0.00	\$272.79
HURRION, S	10/22/2021	TENNIS	\$766.00	\$629.46	\$136.54	\$0.00	\$431.52	\$0.00	\$197.94
INGRAM, E	08/06/2021	FOOTBALL	\$745.75	\$523.84	\$221.91	\$0.00	\$0.00	\$0.00	\$523.84
INSTRALL, L	01/14/2022	SOCCER	\$33.00	\$14.16	\$18.84	\$0.00	\$0.00	\$0.00	\$14.16
IVEY, G	10/27/2021	SWIMMING	\$383.00	\$314.73	\$68.27	\$0.00	\$0.00	\$0.00	\$314.73
JOHNSON, W	08/10/2021	FOOTBALL	\$17,102.19	\$10,284.74	\$6,817.45	\$0.00	\$0.00	\$0.00	\$10,284.74
JOHNSON, T	09/18/2021	FOOTBALL	\$395.75	\$277.02	\$118.73	\$0.00	\$0.00	\$0.00	\$277.02
JOHNSON, N	11/03/2021	FOOTBALL	\$200.00	\$140.00	\$60.00	\$0.00	\$0.00	\$0.00	\$140.00

**Claim Detail**  
**Payor: Marshall University**

Insured	Date Of Loss	Sport	Charges	Allowed	Write Off	Ineligible	COB	Deductible	Amount Paid
JOHNSON, W	11/13/2021	FOOTBALL	\$7,114.51	\$5,015.56	\$2,098.95	\$0.00	\$0.00	\$0.00	\$5,015.56
JOHNSON, W	12/18/2021	FOOTBALL	\$553.00	\$387.10	\$165.90	\$0.00	\$0.00	\$0.00	\$387.10
KEATON, T	08/21/2021	FOOTBALL	\$4,599.09	\$3,169.76	\$1,429.33	\$0.00	\$0.00	\$0.00	\$3,169.76
KEATON, T	09/23/2021	FOOTBALL	\$37,865.59	\$23,416.05	\$14,449.54	\$0.00	\$0.00	\$0.00	\$23,416.05
KHATIB, K	09/01/2021	FOOTBALL	\$3,922.26	\$3,465.27	\$456.99	\$0.00	\$2,805.27	\$0.00	\$660.00
KHATIB, K	11/27/2021	FOOTBALL	\$21,288.58	\$15,345.79	\$5,942.79	\$0.00	\$4,003.80	\$0.00	\$11,341.99
KIRKENDOLL, J	12/10/2021	FOOTBALL	\$383.00	\$89.80	\$293.20	\$0.00	\$0.00	\$0.00	\$89.80
LAFON, S	11/10/2021	BASEBALL	\$9,912.12	\$5,467.51	\$4,444.61	\$0.00	\$3,992.41	\$0.00	\$1,475.10
LANG, K	09/13/2021	LACROSSE	\$223.00	\$134.18	\$88.82	\$0.00	\$107.34	\$0.00	\$26.84
LEE, A	09/20/2021	SOFTBALL	\$1,271.92	\$890.34	\$381.58	\$0.00	\$0.00	\$0.00	\$890.34
MATTHEWS, M	10/28/2021	BASKETBALL	\$32,449.55	\$21,601.01	\$10,848.54	\$0.00	\$16,773.90	\$0.00	\$4,827.11
MCGRANE, A	09/16/2021	TENNIS	\$3,995.76	\$3,158.61	\$837.15	\$0.00	\$2,662.76	\$0.00	\$495.85
MCMAHON, H	09/22/2021	SOCCER	\$5,164.76	\$3,311.99	\$1,852.77	\$0.00	\$935.83	\$0.00	\$2,376.16
MCMILLAN, C	11/13/2021	FOOTBALL	\$383.00	\$268.10	\$114.90	\$0.00	\$0.00	\$0.00	\$268.10
MCMILLAN, C	11/24/2021	FOOTBALL	\$3,363.76	\$2,369.48	\$994.28	\$0.00	\$0.00	\$0.00	\$2,369.48
MCVICKER, C	09/07/2021	SOCCER	\$4,857.31	\$1,151.96	\$3,705.35	\$0.00	\$509.95	\$0.00	\$642.01
MCVICKER, C	09/14/2021	SOCCER	\$365.75	\$89.80	\$275.95	\$0.00	\$0.00	\$0.00	\$89.80
MILLER, D	10/15/2021	FOOTBALL	\$2,464.23	\$1,587.94	\$876.29	\$0.00	\$0.00	\$0.00	\$1,587.94
MOCYUNAS, C	10/30/2021	SOCCER	\$4,635.83	\$3,468.74	\$1,167.09	\$0.00	\$0.00	\$0.00	\$3,468.74
MOORE, B	09/27/2021	BASEBALL	\$200.00	\$124.86	\$75.14	\$0.00	\$55.89	\$0.00	\$68.97
MORRELL, G	10/15/2021	FOOTBALL	\$677.00	\$524.71	\$152.29	\$0.00	\$0.00	\$0.00	\$524.71
MURPHY, J	12/10/2021	FOOTBALL	\$21,977.66	\$19,910.25	\$2,067.41	\$0.00	\$12,770.59	\$0.00	\$7,139.66
MURPHY, E	01/04/2022	TRACK/FIELD	\$383.00	\$268.10	\$114.90	\$0.00	\$0.00	\$0.00	\$268.10
NEAL, E	08/17/2021	FOOTBALL	\$3,224.76	\$3,048.66	\$176.10	\$0.00	\$2,134.06	\$0.00	\$914.60
OSBURN, L	10/09/2021	FOOTBALL	\$383.00	\$268.10	\$114.90	\$0.00	\$0.00	\$0.00	\$268.10
OSBURN, L	11/13/2021	FOOTBALL	\$4,370.46	\$2,905.67	\$1,464.79	\$0.00	\$0.00	\$0.00	\$2,905.67
PICCIRILLI, E	08/04/2021	SOCCER	\$2,927.76	\$2,664.26	\$263.50	\$0.00	\$2,614.26	\$0.00	\$50.00
PORTER, O	11/13/2021	FOOTBALL	\$7,204.51	\$5,786.91	\$1,417.60	\$0.00	\$3,897.76	\$0.00	\$1,889.15
PYE, S	09/02/2021	SOFTBALL	\$2,927.76	\$2,049.43	\$878.33	\$0.00	\$0.00	\$0.00	\$2,049.43
RENALDS, N	09/04/2021	FOOTBALL	\$695.75	\$487.02	\$208.73	\$0.00	\$0.00	\$0.00	\$487.02
RIDER, M	01/03/2022	SWIMMING	\$100.93	\$41.21	\$59.72	\$0.00	\$0.00	\$0.00	\$41.21
RILEY, K	10/26/2021	CHEERLEADING	\$310.00	\$195.87	\$114.13	\$0.00	\$95.87	\$0.00	\$100.00
RODGERS, A	09/14/2021	FOOTBALL	\$515.75	\$359.29	\$156.46	\$0.00	\$12.75	\$0.00	\$346.54
ROPER, L	09/20/2021	BASKETBALL	\$3,432.51	\$2,826.59	\$605.92	\$0.00	\$0.00	\$0.00	\$2,826.59
SALGUERO, K	08/12/2021	FOOTBALL	\$23,119.05	\$16,170.99	\$6,948.06	\$0.00	\$0.00	\$0.00	\$16,170.99

**Claim Detail**  
**Payor: Marshall University**

Insured	Date Of Loss	Sport	Charges	Allowed	Write Off	Ineligible	COB	Deductible	Amount Paid
SANDERS, A	10/03/2021	FOOTBALL	\$3,066.76	\$2,146.73	\$920.03	\$0.00	\$0.00	\$0.00	\$2,146.73
SARTOR, K	09/15/2021	FOOTBALL	\$6,821.51	\$5,472.18	\$1,349.33	\$0.00	\$2,222.18	\$0.00	\$3,250.00
SARTOR, K	11/13/2021	FOOTBALL	\$766.00	\$629.46	\$136.54	\$0.00	\$0.00	\$0.00	\$629.46
SCHAEFER, K	09/13/2021	BASEBALL	\$358.00	\$358.00	\$0.00	\$0.00	\$159.38	\$0.00	\$198.62
SCHRAY, T	08/19/2021	SOCCER	\$1,171.25	\$339.14	\$832.11	\$0.00	\$54.21	\$0.00	\$284.93
SEMMLE, O	08/02/2021	SOCCER	\$3,603.50	\$2,909.90	\$693.60	\$0.00	\$2,420.91	\$0.00	\$488.99
SIMMONS, S	09/11/2021	FOOTBALL	\$4,288.76	\$3,321.30	\$967.46	\$0.00	\$2,967.94	\$0.00	\$353.36
SIMMONS, S	10/09/2021	FOOTBALL	\$473.00	\$330.82	\$142.18	\$0.00	\$297.75	\$0.00	\$33.07
SIMMONS, S	11/13/2021	FOOTBALL	\$3,746.76	\$2,862.37	\$784.39	\$0.00	\$2,666.15	\$0.00	\$296.22
SIRK, R	08/26/2021	SOCCER	\$636.50	\$448.35	\$188.15	\$0.00	\$0.00	\$0.00	\$448.35
SMITH, L	08/26/2021	FOOTBALL	\$4,618.26	\$3,247.27	\$1,370.99	\$0.00	\$0.00	\$0.00	\$3,247.27
SMITH, D	08/31/2021	FOOTBALL	\$18,186.56	\$11,060.36	\$7,126.20	\$0.00	\$0.00	\$0.00	\$11,060.36
SMITH, J	10/06/2021	FOOTBALL	\$383.00	\$268.10	\$114.90	\$0.00	\$0.00	\$0.00	\$268.10
SPACE, C	09/24/2021	CROSS COUNTRY	\$4,410.76	\$3,512.42	\$898.34	\$0.00	\$2,985.60	\$0.00	\$526.82
STAKEM, J	08/06/2021	FOOTBALL	\$3,224.76	\$2,862.20	\$262.56	\$0.00	\$620.41	\$0.00	\$2,341.79
TAYLOR, K	08/09/2021	FOOTBALL	\$2,328.75	\$1,647.37	\$681.38	\$0.00	\$0.00	\$0.00	\$1,647.37
THOMAS, C	10/12/2021	GOLF	\$3,363.76	\$2,647.64	\$716.12	\$0.00	\$282.30	\$0.00	\$2,365.34
THOMPSON, S	10/04/2021	SOCCER	\$383.00	\$194.70	\$188.30	\$0.00	\$0.00	\$0.00	\$194.70
ULRICH, B	10/01/2021	SOFTBALL	\$4,725.34	\$3,582.93	\$1,142.41	\$0.00	\$2,268.05	\$0.00	\$1,314.88
ULRICH, B	11/19/2021	SOFTBALL	\$608.00	\$499.61	\$108.39	\$0.00	\$449.65	\$0.00	\$49.96
WELLS, G	11/13/2021	FOOTBALL	\$145.15	\$112.88	\$32.27	\$0.00	\$0.00	\$0.00	\$112.88
WHITEHAIR, B	08/09/2021	VOLLEYBALL	\$3,910.51	\$3,045.15	\$865.36	\$0.00	\$2,256.94	\$0.00	\$788.21
WILLIAMS, M	09/09/2021	FOOTBALL	\$497.00	\$242.12	\$254.88	\$0.00	\$110.40	\$0.00	\$131.72
WOLF, C	08/26/2021	SOCCER	\$374.71	\$224.83	\$149.88	\$0.00	\$179.86	\$0.00	\$44.97
<b>Total for Benefit Contract ID MARS00_080121-22:</b>			<b>\$588,809.59</b>	<b>\$409,474.56</b>	<b>\$179,335.03</b>	<b>\$0.00</b>	<b>\$158,189.97</b>	<b>\$0.00</b>	<b>\$251,284.59</b>
<b>Total for Marshall University:</b>			<b>\$3,431,570.27</b>	<b>\$2,354,132.16</b>	<b>\$1,077,438.11</b>	<b>\$0.00</b>	<b>\$974,405.87</b>	<b>\$0.00</b>	<b>\$1,355,502.59</b>

**Claim Detail**  
**Payor: Marshall University**

Insured	Date Of Loss	Sport	Charges	Allowed	Write Off	Ineligible	COB	Deductible	Amount Paid
---------	--------------	-------	---------	---------	-----------	------------	-----	------------	-------------

Benefit Contract ID: C-US00093121AC19A\_080119-20 Effective Date: 08/01/2019

BALLOW, M	01/19/2020	TENNIS	\$43,277.87	\$28,921.54	\$14,356.33	\$0.00	\$23,501.36	\$0.00	\$5,420.18
BENDZIEWICZ, C	12/07/2019	SWIMMING	\$330.00	\$157.43	\$172.57	\$0.00	\$141.70	\$0.00	\$15.73
BROWN, A	09/27/2019	SOFTBALL	\$4,522.13	\$1,441.63	\$3,080.50	\$0.00	\$0.00	\$0.00	\$1,441.63
BROWN, T	12/23/2019	FOOTBALL	\$4,800.00	\$1,875.00	\$2,925.00	\$0.00	\$0.00	\$0.00	\$1,875.00
BURCH, B	02/28/2020	SOFTBALL	\$1,672.45	\$790.65	\$881.80	\$0.00	\$0.00	\$0.00	\$790.65
CAVICANTE, B	02/27/2020	FOOTBALL	\$1,900.00	\$941.90	\$958.10	\$0.00	\$939.38	\$0.00	\$2.52
CUAN, S	10/23/2019	SOCCER	\$3,945.11	\$2,793.33	\$1,151.78	\$0.00	\$0.00	\$0.00	\$2,793.33
CUMMINGS, N	01/26/2020	BASEBALL	\$351.50	\$291.01	\$60.49	\$0.00	\$232.81	\$0.00	\$58.20
CUNNINGHAM, L	08/02/2019	FOOTBALL	\$5,410.00	\$267.27	\$5,142.73	\$0.00	\$267.27	\$0.00	\$0.00
CUNNINGHAM, X	09/26/2019	FOOTBALL	\$21,553.60	\$7,450.26	\$14,103.34	\$0.00	\$276.58	\$0.00	\$7,173.68
DERROW, T	01/23/2020	TRACK/FIELD	\$365.75	\$347.46	\$18.29	\$0.00	\$58.48	\$0.00	\$288.98
DIAZ-SALCEDO, C	12/01/2019	SOCCER	\$4,520.00	\$1,448.00	\$3,072.00	\$0.00	\$0.00	\$0.00	\$1,448.00
DRISKELL, E	01/23/2020	FOOTBALL	\$371.50	\$308.85	\$62.65	\$0.00	\$0.00	\$0.00	\$308.85
EVANS, S	12/13/2019	FOOTBALL	\$996.25	\$697.38	\$298.87	\$0.00	\$0.00	\$0.00	\$697.38
GAMMAGE, C	02/18/2020	FOOTBALL	\$390.00	\$146.00	\$244.00	\$0.00	\$0.00	\$0.00	\$146.00
GARN, M	03/13/2020	FOOTBALL	\$6,752.47	\$4,176.72	\$2,575.75	\$0.00	\$1,780.76	\$0.00	\$2,395.96
HAGLER, H	06/08/2020	FOOTBALL	\$57,428.63	\$36,970.31	\$20,458.32	\$0.00	\$0.00	\$0.00	\$36,970.31
HEFNER, R	10/01/2019	TRACK/FIELD	\$351.50	\$246.05	\$105.45	\$0.00	\$0.00	\$0.00	\$246.05
KIPP, C	11/18/2019	BASEBALL	\$80.00	\$0.00	\$80.00	\$0.00	\$0.00	\$0.00	\$0.00
LEINHOS, J	10/29/2019	SOCCER	\$150.00	\$52.75	\$97.25	\$0.00	\$29.48	\$0.00	\$23.27
LYCANS, S	11/07/2019	SOCCER	\$3,110.00	\$2,465.37	\$644.63	\$0.00	\$372.29	\$0.00	\$2,093.08
MARTIN, C	10/22/2019	SWIMMING	\$13,487.75	\$6,756.66	\$6,731.09	\$0.00	\$6,302.62	\$0.00	\$454.04
MCDANIEL, K	02/19/2020	FOOTBALL	\$32,046.07	\$29,621.51	\$2,424.56	\$0.00	\$0.00	\$0.00	\$29,621.51
MCLEAN, C	06/03/2020	BASKETBALL	\$26,728.52	\$17,991.20	\$8,737.32	\$0.00	\$0.00	\$0.00	\$17,991.20
MCMILLAN, C	02/17/2020	FOOTBALL	\$351.50	\$246.05	\$105.45	\$0.00	\$0.00	\$0.00	\$246.05
MCVICKER, C	02/05/2020	SOCCER	\$52,658.50	\$13,993.62	\$38,664.88	\$0.00	\$6,967.76	\$0.00	\$7,025.86
MONTIEL, D	06/29/2020	FOOTBALL	\$351.50	\$294.79	\$56.71	\$0.00	\$0.00	\$0.00	\$294.79
MORRONE, G	01/19/2020	CHEERLEADING	\$285.50	\$140.39	\$145.11	\$0.00	\$112.31	\$0.00	\$28.08
MURPHY, E	08/13/2019	TRACK/FIELD	\$9,665.83	\$3,165.18	\$6,500.65	\$0.00	\$0.00	\$0.00	\$3,165.18
NORLIN, C	08/12/2019	SOCCER	\$2,618.25	\$1,298.07	\$1,320.18	\$0.00	\$0.00	\$0.00	\$1,298.07
PAPILLON, L	03/13/2020	FOOTBALL	\$140.00	\$98.00	\$42.00	\$0.00	\$0.00	\$0.00	\$98.00



**Claim Detail**  
**Payor: Marshall University**

Insured	Date Of Loss	Sport	Charges	Allowed	Write Off	Ineligible	COB	Deductible	Amount Paid
PEARSON, T	02/15/2020	BASKETBALL	\$25,748.20	\$24,367.29	\$1,380.91	\$0.00	\$17,623.28	\$0.00	\$6,744.01
PICCIRILLI, E	08/30/2019	SOCCER	\$220.00	\$133.38	\$86.62	\$0.00	\$63.38	\$0.00	\$70.00
PICCIRILLI, E	02/18/2020	SOCCER	\$140.00	\$82.87	\$57.13	\$0.00	\$47.87	\$0.00	\$35.00
PITTS, D	08/16/2019	FOOTBALL	\$2,698.25	\$1,888.77	\$809.48	\$0.00	\$0.00	\$0.00	\$1,888.77
PORTER, O	07/14/2020	FOOTBALL	\$3,164.50	\$2,619.90	\$544.60	\$0.00	\$1,615.92	\$0.00	\$1,003.98
PYE, S	09/04/2019	SOFTBALL	\$80.00	\$56.00	\$24.00	\$0.00	\$0.00	\$0.00	\$56.00
RICHARDSON, A	12/11/2019	FOOTBALL	\$6,531.32	\$1,471.11	\$5,060.21	\$0.00	\$816.88	\$0.00	\$654.23
SACKARIS, J	03/07/2020	SOCCER	\$7,278.50	\$4,052.97	\$3,225.53	\$0.00	\$3,577.97	\$0.00	\$475.00
SAINTIGENE, A	01/18/2020	BASKETBALL	\$600.00	\$420.00	\$180.00	\$0.00	\$0.00	\$0.00	\$420.00
SALGUERO, K	05/31/2020	FOOTBALL	\$20,084.00	\$12,530.75	\$7,553.25	\$0.00	\$0.00	\$0.00	\$12,530.75
SARENAC, M	01/22/2020	BASKETBALL	\$30.00	\$30.00	\$0.00	\$0.00	\$0.00	\$0.00	\$30.00
SMITH, J	08/10/2019	FOOTBALL	\$1,838.62	\$1,155.22	\$683.40	\$0.00	\$0.00	\$0.00	\$1,155.22
WALKER, E	08/22/2019	SWIMMING	\$4,667.75	\$1,952.73	\$2,715.02	\$0.00	\$0.00	\$0.00	\$1,952.73
WATTS, K	09/28/2019	CHEERLEADING	\$758.75	\$636.34	\$122.41	\$0.00	\$509.07	\$0.00	\$127.27
WELLS, G	02/06/2020	FOOTBALL	\$200.00	\$140.00	\$60.00	\$0.00	\$0.00	\$0.00	\$140.00
YULEE, J	08/31/2019	FOOTBALL	\$90,042.00	\$90,000.00	\$42.00	\$0.00	\$0.00	\$0.00	\$90,000.00
<b>Total for Benefit Contract ID C-US00093121AC19A_080119-20:</b>			<b>\$464,694.07</b>	<b>\$306,931.71</b>	<b>\$157,762.36</b>	<b>\$0.00</b>	<b>\$65,237.17</b>	<b>\$0.00</b>	<b>\$241,694.54</b>
<b>Total for Marshall University:</b>			<b>\$464,694.07</b>	<b>\$306,931.71</b>	<b>\$157,762.36</b>	<b>\$0.00</b>	<b>\$65,237.17</b>	<b>\$0.00</b>	<b>\$241,694.54</b>

## BMI BENEFITS, L.L.C.

4/12/2022 1:19 PM

Register: MARSHALL AMBOY BANK

From 01/01/2021 through 04/12/2022

Sorted by: Date, Type, Number/Ref

Date	Number	Payee	Account	Memo	Payment	C	Deposit	Balance
01/07/2021	124	251706508	MARSHALL AP		1,140.28	X		242,105.79
01/07/2021	125	271563468	MARSHALL AP	CP: 2455556	174.04	X		241,931.75
01/07/2021	126	550493376	MARSHALL AP		896.82	X		241,034.93
01/07/2021	127	550675666A	MARSHALL AP		6,505.92	X		234,529.01
01/14/2021	128	251706508	MARSHALL AP		266.14	X		234,262.87
01/14/2021	129	251859471	MARSHALL AP	CP: 2465199	164.57	X		234,098.30
01/14/2021	130	550493376	MARSHALL AP		231.77	X		233,866.53
01/14/2021	131	550564945A	MARSHALL AP		7,131.00	X		226,735.53
01/14/2021	132	550675666A	MARSHALL AP		78,302.44	X		148,433.09
01/28/2021	133	251706508	MARSHALL AP		586.26	X		147,846.83
01/28/2021	134	271563468	MARSHALL AP	CP: 2471533	96.47	X		147,750.36
01/28/2021	135	550493376	MARSHALL AP		486.39	X		147,263.97
01/28/2021	136	550564945A	MARSHALL AP		3,747.22	X		143,516.75
01/28/2021	137	550675666A	MARSHALL AP		58,572.51	X		84,944.24
02/08/2021	138	271563468	MARSHALL AP	CP: 2482945	1,734.38	X		83,209.86
02/08/2021	139	453787844	MARSHALL AP		1,334.50	X		81,875.36
02/08/2021	140	550357050	MARSHALL AP	CP: 2483164	3,500.00	X		78,375.36
02/08/2021	141	550564945A	MARSHALL AP	CP: 2478523	40.00	X		78,335.36
02/08/2021	142	550675666A	MARSHALL AP		6,014.18	X		72,321.18
02/25/2021	143	271563468	MARSHALL AP	CP: 2487556	2,276.50	X		70,044.68
02/25/2021	144	453787844	MARSHALL AP		1,751.00	X		68,293.68
02/25/2021	145	522278816B	MARSHALL AP	CP: 2496829	115.00	X		68,178.68
03/04/2021	146	251706508	MARSHALL AP	CP: 2497536	515.38	X		67,663.30
03/04/2021	147	550493376	MARSHALL AP		326.88	X		67,336.42
03/04/2021	148	550564945A	MARSHALL AP		91.00	X		67,245.42
03/04/2021	149	550675666A	MARSHALL AP		27,799.09	X		39,446.33
04/06/2021	150	232919472	MARSHALL AP	CP: 2508706	240.80	X		39,205.53
04/06/2021	151	251706508	MARSHALL AP		1,117.61	X		38,087.92
04/06/2021	152	453787844	MARSHALL AP		2,443.33	X		35,644.59
04/06/2021	153	550493376	MARSHALL AP		1,262.58	X		34,382.01
04/06/2021	154	550564945A	MARSHALL AP		7,990.81	X		26,391.20
04/06/2021	155	550675666A	MARSHALL AP		18,700.12	X		7,691.08
04/22/2021			MARSHALL DEPOSIT	Deposit		X	150,000.00	157,691.08
04/26/2021	156	251706508	MARSHALL AP		1,180.21	X		156,510.87
04/26/2021	157	271563468	MARSHALL AP		6,382.99	X		150,127.88
04/26/2021	158	453787844	MARSHALL AP		1,504.50	X		148,623.38
04/26/2021	159	550493376	MARSHALL AP		234.75	X		148,388.63
04/26/2021	160	550493376A	MARSHALL AP		782.29	X		147,606.34
04/26/2021	161	550564945A	MARSHALL AP		6,246.00	X		141,360.34
04/26/2021	162	550675666A	MARSHALL AP		73,215.16	X		68,145.18

## BMI BENEFITS, L.L.C.

4/12/2022 1:19 PM

Register: MARSHALL AMBOY BANK

From 01/01/2021 through 04/12/2022

Sorted by: Date, Type, Number/Ref

Date	Number	Payee	Account	Memo	Payment	C	Deposit	Balance
05/10/2021	163	251706508	MARSHALL AP	CP: 2550580	10.47	X		68,134.71
05/10/2021	164	453787844	MARSHALL AP		42.59	X		68,092.12
05/10/2021	165	465753194	MARSHALL AP	CP: 2556404	2,008.00	X		66,084.12
05/10/2021	166	550493376	MARSHALL AP		267.30	X		65,816.82
05/10/2021	167	550493376A	MARSHALL AP		88.21	X		65,728.61
05/10/2021	168	550564945A	MARSHALL AP		2,135.55	X		63,593.06
05/10/2021	169	550675666A	MARSHALL AP		10,099.10	X		53,493.96
05/13/2021	170	550564945A	MARSHALL AP	CP: 2561246	119.00	X		53,374.96
05/13/2021	171	550675666A	MARSHALL AP		320.78	X		53,054.18
05/27/2021	172	251706508	MARSHALL AP	CP: 2571863	62.03	X		52,992.15
05/27/2021	173	453787844	MARSHALL AP		85.60	X		52,906.55
05/27/2021	174	550493376A	MARSHALL AP		46.27	X		52,860.28
05/27/2021	175	550564945A	MARSHALL AP		1,277.27	X		51,583.01
05/27/2021	176	550675666A	MARSHALL AP		32,519.58	X		19,063.43
07/14/2021			MARSHALL DEPOSIT...	Deposit		X	132,500.00	151,563.43
07/15/2021	177	251706508	MARSHALL AP		2,791.79	X		148,771.64
07/15/2021	178	271563468	MARSHALL AP		4,145.07	X		144,626.57
07/15/2021	179	272244227	MARSHALL AP	CP: 2579303	1,995.00	X		142,631.57
07/15/2021	180	311483173	MARSHALL AP		1,459.74	X		141,171.83
07/15/2021	181	311800570	MARSHALL AP	CP: 2607353	541.30	X		140,630.53
07/15/2021	182	453787844	MARSHALL AP		2,962.31	X		137,668.22
07/15/2021	183	541876925	MARSHALL AP		85.00	X		137,583.22
07/15/2021	184	550493376	MARSHALL AP		331.94	X		137,251.28
07/15/2021	185	550493376A	MARSHALL AP		2,085.32	X		135,165.96
07/15/2021	186	550564945A	MARSHALL AP		15,144.96	X		120,021.00
07/15/2021	187	550675666A	MARSHALL AP		108,588.92	X		11,432.08
07/15/2021	188	561093722ZZ	MARSHALL AP		53.82	X		11,378.26
07/15/2021	189	811039897	MARSHALL AP	CP: 2579304	2,945.00	X		8,433.26
07/15/2021	190	832951018	MARSHALL AP		37.05	X		8,396.21
07/29/2021	191	550493376A	MARSHALL AP	CP: 2632445	222.75	X		8,173.46
07/29/2021	192	550675666A	MARSHALL AP	CP: 2632446	2,049.42	X		6,124.04
08/09/2021	193	251706508	MARSHALL AP		562.50	X		5,561.54
08/09/2021	194	271563468	MARSHALL AP	CP: 2638838	99.10	X		5,462.44
08/09/2021	195	550564945A	MARSHALL AP		1,278.22	X		4,184.22
08/09/2021	196	550675666A	MARSHALL AP	CP: 2633635	256.02	X		3,928.20
08/09/2021	197	V-0133224	MARSHALL AP	CP: 2633640	200.00			3,728.20
08/12/2021	198	251859471	MARSHALL AP	CP: 2641220	174.12	X		3,554.08
08/12/2021	199	550492006	MARSHALL AP		92.96	X		3,461.12
08/12/2021	200	550564945A	MARSHALL AP		947.93	X		2,513.19
08/12/2021	201	550643304	MARSHALL AP	CP: 2639002	200.00	X		2,313.19



## BMI BENEFITS, L.L.C.

4/12/2022 1:19 PM

Register: MARSHALL AMBOY BANK

From 01/01/2021 through 04/12/2022

Sorted by: Date, Type, Number/Ref

Date	Number	Payee	Account	Memo	Payment	C	Deposit	Balance
08/12/2021	202	550675666A	MARSHALL AP	CP: 2642009	1,531.19	X		782.00
09/30/2021			MARSHALL E	Service Charge	15.00	X		767.00
10/29/2021			MARSHALL DEPOS...	Deposit		X	362,500.00	363,267.00
11/01/2021	203	251706508	MARSHALL AP		131.91	X		363,135.09
11/01/2021	204	251859471	MARSHALL AP	CP: 2685005	10.96	X		363,124.13
11/01/2021	205	271563468	MARSHALL AP		753.96	X		362,370.17
11/01/2021	206	440545289G	MARSHALL AP	CP: 2700610	26.84	X		362,343.33
11/01/2021	207	453787844	MARSHALL AP		580.33	X		361,763.00
11/01/2021	208	550493376A	MARSHALL AP		2,697.47	X		359,065.53
11/01/2021	209	550564945A	MARSHALL AP		1,705.58	X		357,359.95
11/01/2021	210	550675666A	MARSHALL AP		59,283.62	X		298,076.33
11/04/2021	211	251859471	MARSHALL AP		159.29	X		297,917.04
11/04/2021	212	550564945A	MARSHALL AP		380.74	X		297,536.30
11/11/2021	213	550493376A	MARSHALL AP		92.29	X		297,444.01
11/11/2021	214	550564945A	MARSHALL AP	CP: 2706124	40.00	X		297,404.01
11/11/2021	215	550675666A	MARSHALL AP		3,977.08	X		293,426.93
12/09/2021	216	208017790	MARSHALL AP		35.80	X		293,391.13
12/09/2021	217	251706508	MARSHALL AP		1,133.24	X		292,257.89
12/09/2021	218	271563468	MARSHALL AP		1,458.73	X		290,799.16
12/09/2021	219	453787844	MARSHALL AP		875.50	X		289,923.66
12/09/2021	220	550493376A	MARSHALL AP		645.12	X		289,278.54
12/09/2021	221	550564945A	MARSHALL AP		4,394.12	X		284,884.42
12/09/2021	222	550675666A	MARSHALL AP		9,802.77	X		275,081.65
12/21/2021	223	251706508	MARSHALL AP		799.73	X		274,281.92
12/21/2021	224	271563468	MARSHALL AP		118.35	X		274,163.57
12/21/2021	225	550493376A	MARSHALL AP	CP: 2735992	127.59	X		274,035.98
12/21/2021	226	550564945A	MARSHALL AP		994.22	X		273,041.76
12/21/2021	227	550675666A	MARSHALL AP		2,646.69	X		270,395.07
01/06/2022	228	251706508	MARSHALL AP	CP: 2745102	608.69	X		269,786.38
01/06/2022	229	271563468	MARSHALL AP	CP: 2745103	70.10	X		269,716.28
01/06/2022	230	550493376A	MARSHALL AP		542.35	X		269,173.93
01/06/2022	231	550564945A	MARSHALL AP		166.98	X		269,006.95
01/06/2022	232	550675666A	MARSHALL AP		2,253.84	X		266,753.11
01/14/2022			MARSHALL DEPOS...	REFUNDS		X	66.29	266,819.40
01/19/2022	233	208062791	MARSHALL AP		61.21	X		266,758.19
01/19/2022	234	251706508	MARSHALL AP	CP: 2755070	356.73	X		266,401.46
01/19/2022	235	271563468	MARSHALL AP	CP: 2755080	57.69	X		266,343.77
01/19/2022	236	550493376A	MARSHALL AP		350.34	X		265,993.43
01/19/2022	237	550564945A	MARSHALL AP	CP: 2751667	105.00	X		265,888.43
01/19/2022	238	550675666A	MARSHALL AP		2,261.15	X		263,627.28

## BMI BENEFITS, L.L.C.

4/12/2022 1:19 PM

Register: MARSHALL AMBOY BANK

From 01/01/2021 through 04/12/2022

Sorted by: Date, Type, Number/Ref

Date	Number	Payee	Account	Memo	Payment	C	Deposit	Balance
01/27/2022	239	251706508	MARSHALL AP		1,951.62	X		261,675.66
01/27/2022	240	271563468	MARSHALL AP		213.27	X		261,462.39
01/27/2022	241	453787844	MARSHALL AP		210.44	X		261,251.95
01/27/2022	242	550493376A	MARSHALL AP		436.33	X		260,815.62
01/27/2022	243	550564945A	MARSHALL AP		32.96	X		260,782.66
01/27/2022	244	550675666A	MARSHALL AP		11,705.41	X		249,077.25
02/07/2022	245	208062791	MARSHALL AP		835.87	X		248,241.38
02/07/2022	246	251706508	MARSHALL AP		243.59	X		247,997.79
02/07/2022	247	271563468	MARSHALL AP	CP: 2771717	737.88	X		247,259.91
02/07/2022	248	453787844B	MARSHALL AP		450.50	X		246,809.41
02/07/2022	249	550493376A	MARSHALL AP		1,310.78	X		245,498.63
02/07/2022	250	550564945A	MARSHALL AP		2,520.00	X		242,978.63
02/07/2022	251	550675666A	MARSHALL AP		49,799.34	X		193,179.29
02/07/2022	252	561093722ZZ	MARSHALL AP		44.44	X		193,134.85
02/07/2022	253	593232386	MARSHALL AP	CP: 2778699	571.88	X		192,562.97
02/16/2022			MARSHALL DEPOSI...	REFUNDS		X	1,330.00	193,892.97
02/17/2022	254	251706508	MARSHALL AP		1,225.64	X		192,667.33
02/17/2022	255	271563468	MARSHALL AP		2,293.57	X		190,373.76
02/17/2022	256	453787844B	MARSHALL AP		1,162.93	X		189,210.83
02/17/2022	257	550493376A	MARSHALL AP	CP: 2793718	127.59	X		189,083.24
02/17/2022	258	550564945A	MARSHALL AP	CP: 2793470	119.00	X		188,964.24
02/17/2022	259	550675666A	MARSHALL AP		8,070.42	X		180,893.82
03/08/2022			MARSHALL DEPOSI...	Deposit		X	100,000.00	280,893.82
03/09/2022			MARSHALL DEPOSI...	this is a blue ch...		X	26.84	280,920.66
03/10/2022	260	251706508	MARSHALL AP		1,454.27	X		279,466.39
03/10/2022	261	550493376A	MARSHALL AP		281.90	X		279,184.49
03/10/2022	262	550564945A	MARSHALL AP		2,090.47	X		277,094.02
03/10/2022	263	550675666A	MARSHALL AP		56,875.98	X		220,218.04
03/10/2022	264	550703678	MARSHALL AP	CP: 2814685	31.00	X		220,187.04
03/10/2022	265	593232386	MARSHALL AP		340.66			219,846.38
03/24/2022	266	251859471	MARSHALL AP	CP: 2830452	532.56			219,313.82
03/24/2022	267	270281054	MARSHALL AP		300.00			219,013.82
03/24/2022	268	271563468	MARSHALL AP	CP: 2830246	498.00			218,515.82
03/24/2022	269	453787844B	MARSHALL AP		367.22			218,148.60
03/24/2022	270	550493376A	MARSHALL AP		168.47			217,980.13
03/24/2022	271	550564945A	MARSHALL AP		525.69			217,454.44
03/24/2022	272	550675666A	MARSHALL AP		4,048.90			213,405.54
04/11/2022	273	208062791	MARSHALL AP	CP: 2836887	7.74			213,397.80
04/11/2022	274	251706508	MARSHALL AP		78.04			213,319.76
04/11/2022	275	264190328	MARSHALL AP		133.76			213,186.00

## BMI BENEFITS, L.L.C.

4/12/2022 1:19 PM

Register: MARSHALL AMBOY BANK

From 01/01/2021 through 04/12/2022

Sorted by: Date, Type, Number/Ref

Date	Number	Payee	Account	Memo	Payment C	Deposit	Balance
04/11/2022	276	270281054	MARSHALL AP		300.00		212,886.00
04/11/2022	277	271563468	MARSHALL AP		463.32		212,422.68
04/11/2022	278	311483173	MARSHALL AP	CP: 2833815	837.85		211,584.83
04/11/2022	279	550493376A	MARSHALL AP		486.06		211,098.77
04/11/2022	280	550564945A	MARSHALL AP		1,199.04		209,899.73
04/11/2022	281	550675666A	MARSHALL AP		10,156.21		199,743.52






## Vendor/Customer

Vendor/Customer	Legal Name	Alias/DBA	Vendor Active Status	Customer Active Status	Previous Name
00000214015	BB & T CARSON INSURANCE SERVICES	MCGRUFF INSURANCE SERVICES INC	Active	Inactive	
✓ VC0000064735	MCGRUFF INSURANCE SERVICES INC		Active	Inactive	

From 1 to 2 of 2 First Prev Next Last [Attachments](#)Save [Undo](#) Delete Insert [Copy](#) Paste [Search](#) 







## ▼ General Info

Vendor/Customer :	VC0000064735	Restrict Use by Department :	
Legal Name :	MCGRUFF INSURANCE SER	Miscellaneous Account :	
Alias/DBA :		Internal Account :	
Vendor Active Status :	Active	Third Party Only :	
Vendor Approval Status :	Complete	Third Party Vendor :	
Customer Active Status :	Inactive	Third Party Customer :	
Customer Approval Status :	Incomplete	Inventory Customer :	
Location Name :		Healthcare Provider :	
First Name :		Never Archive :	
Middle Name :		Restrict VSS Access :	No
Last Name :		Discontinue - No New Business :	
Company Name :	MCGRUFF INSURANCE SER	Prevent MA Reference :	
Previous Name :		PunchOut Enabled :	
Previous Street :		Re-PunchOut Enabled :	
Previous City :		Electronic Order Enabled :	
Previous State/Province :		W-9 Received :	
Previous Country :		W-8 Received :	
		W-8 Received Date :	
		Accepts Credit Cards :	
		Active From :	12/13/2017 
		Active To :	
		Last Usage Date :	06/07/2022
		Department :	
		Unit :	









## ▼ Headquarters

Headquarters Account :	No	Web Address http:// :	
Headquarters Account Code :	000000214015 	Catalog DUNS :	113260307
Headquarters Account Legal Name :	BB & T CARSON INSURANCE	Catalog Extended DUNS :	
Franchise Account :		Catalog Unique Entity Identifier :	
		Taxpayer ID Number :	551623293
		Taxpayer ID Number Type :	EIN

## ▼ Organization

Organization Type :	Company	1099 Indicator :	No
1099 Classification :	Corporation	1042-S Indicator :	
1042-S Ch. 3 Recipient Code :		Taxpayer ID Number :	551623293 
1042-S Ch. 4 Status Code :		Taxpayer ID Number Type :	EIN
Number of Employees :		Detailed TIN Type :	
Merchant ID :		Foreign Tax ID :	
Sex :		GIIN :	
Date of Birth :		1042-S Recipient Account Number :	
Marital Status :		W-8 Form :	
Annual Income :		Tax Profile :	
IRS Country of Residence :		Tax Profile Name :	
IRS Country Sub Code :		EBIC Number :	
Contract Withholding Exempt :		IAEC Number :	
National Provider ID :		Web Address http:// :	
Assigning Authority :		Employee ID :	
CAGE Code :		Employee Status :	
Permanent Staffed Office in State :		Supplier Shared Secret :	

## ▼ Disbursement Options

Category :	DIRC 	Hold Payment :	
Description :	Direct Payments	Hold Payment Authorized By :	
Default Type :	Check	Hold Payment Authorized On :	
Default Priority :	99 	Hold Reason :	
Default Format :	REG 		
Default Format Description :		Prevent New Spending :	
Scheduled Payment Day :		Prevent New Orders :	For All Departments
Single Payment Indicator :		Third Party Code :	
Name on Check :	Legal Name	Third Party Name :	
Eligible for VCA Payments :		Third Party Approved By :	
VCA Effective From Date :		Third Party Approved On :	
VCA Effective To Date :		Third Party Reason :	
VCA Primary Email :			
VCA Secondary Email :			
VCA Comments :			

Always Infer Third Party Vendor :  
Third Party Address ID :

#### ▼ Prenote/EFT

Generate EFT Payment :	EFT Format :
ABA Number :	EFT Format Description :
Bank Name :	EFT Status :
Account Type :	Last Status Change :
Account Number :	EFT Status Description :
Routing ID Number :	
Bank Phone Number :	
Prenote Requested Date :	Prenote Return Reason Explanation :
Prenote Return Reason :	
Prenote Return Reason Message :	
Foreign Correspondent Bank Name :	W-9 Mailing Date :
Foreign Correspondent Bank Branch Country Code :	W-9 Response Date : 06/27/2018
Account Number Linkage to Provider Identifier :	
Reason for Submission :	

#### ▼ Remittance Advice

Remittance Advice Required :  
Remittance Advice Format :  
Remittance Advice Format Description :  
Remittance Advice Transmission Mode :

#### ▼ Vendor Terms

Number of Days 1 :	Number of Days 3 :
Discount Percent 1 :	Discount Percent 3 :
Discount Always 1 :	Discount Always 3 :
Number of Days 2 :	Number of Days 4 :
Discount Percent 2 :	Discount Percent 4 :
Discount Always 2 :	Discount Always 4 :

#### ▼ Accounts Receivable

Default Receipt Type :	Bill Headquarters :
Default Billing Profile :	Bankruptcy :
Cost Accounting Funding Type :	Central Statement BPRO :
Credit/Debit Card Type :	Central Statement Billing Location :
Credit/Debit Card Number :	Central Statement Address ID :
Name on Card :	Suppress Central Statement :
Credit/Debit Card Expiration Month :	Suppress Central Past Due Statement :
Credit/Debit Card Expiration Year :	

#### ▼ eMALL

DUNS : 113260307	Preferred Ordering Method :
Extended DUNS :	Pcard Acceptance Level :
Unique Entity Identifier :	Create Certification Document :
Internet Catalog :	Vendor Preference Level : 99
VSS Registered :	

#### ▼ Location Information

\*Verify My Locations by : Create My Own  
Vendor Verification Based On : Migrated vendor accounts ha  
Vendor Verification Password : .....  
Send Activation Code :  
Activation Email Address :  
Activation Code :  
Confirm Activation Code :  
Requestor Name :  
Requestor Phone Number :  
Confirm Verifications : .....

#### ► Fee and Vendor Compliance Holds

Fee Exempt :	Tax Clearance :
Registration Application Date :	Unemployment Insurance :
Registration Effective Date :	Worker's Compensation :
Registration Expiration Date :	Secretary of State Registration :
Pre-Registration Code :	Federal Debarred :

#### ► Executive Compensation

#### ▼ Additional Information

Miscellaneous Field 1 :	Miscellaneous Flag 1 :
Miscellaneous Field 2 :	Miscellaneous Flag 2 :
Miscellaneous Field 3 :	Miscellaneous Flag 3 :
Miscellaneous Field 4 :	
Miscellaneous Field 5 :	
Miscellaneous Field 6 :	

Miscellaneous Field 7 :

▼ Travel

Traveler :

Travel Policy :



Allow Traveler Advances :

PCard ID :



▼ Change Management

Created By : chapmanjo1

Joan E Chapman

Created On : 12/13/2017

Last Approved By : kirktr2

Trent G Kirk

Last Approved On : 01/17/2020

Date Registered : 12/13/2017

Last Modified By : kirktr2

Trent G Kirk

Last Modified On : 01/17/2020

Comments :

[Top](#)

CREATE DOCUMENT> [Create New Record](#) [Modify Existing Record](#)

UPDATE>

[Headquarters](#)

[Add 1099 Information Entry](#)

[Add 1042-S Reporting Information Entry](#)

[Vendor Business Types By Commodity](#)

SEARCH BY>

[Master Contacts](#)

[Master Addresses](#)

[Vendor Commodity](#)

[Vendor Addresses](#)

[Vendor Business Types](#)

[Vendor Service Areas](#)

[VCM Query](#)

[Historical Vendor Information](#)

[Vendor Transaction History](#)