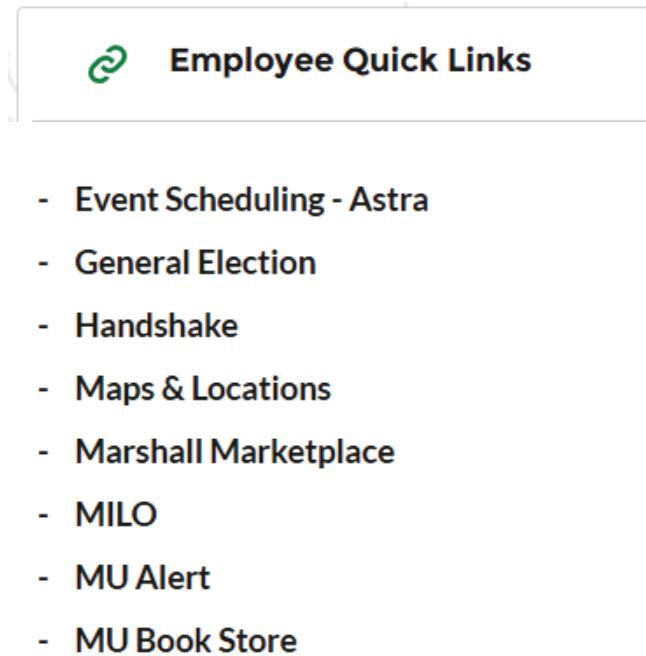


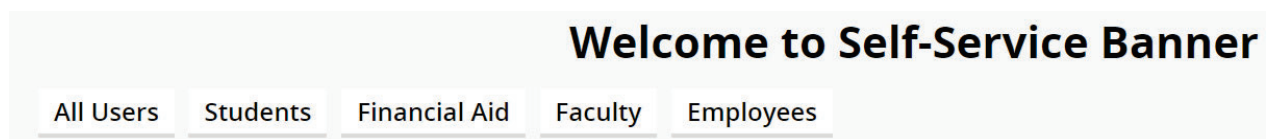
## Marshall University – Entering Midterm Grades

Log into MyMU and proceed for the following:

1. Navigate to MILO in Quick Links, located on the right side of the screen.



2. This will take you to the “Welcome to Self-Service Banner”. Of the multiple tabs available at the top, select “Faculty”.



3. Select “Faculty Grade Entry”.


All Users

Students

Financial Aid


Faculty

## Faculty



### Faculty Grade Entry

Enter and update midterm, final, and incomplete grades.



### Attendance

Track attendance of students by CRI

- From here, select “Midterm Grades”. This is where classes will show to enter your midterm grades.

## Faculty Grade Entry • Midterm Grades

Faculty Grade Entry

Midterm Grades

Final Grades

Gradebook

My Courses

Grading Status

⌵

Subject

Not Started

UNI - University Studies

Records Found: 1

